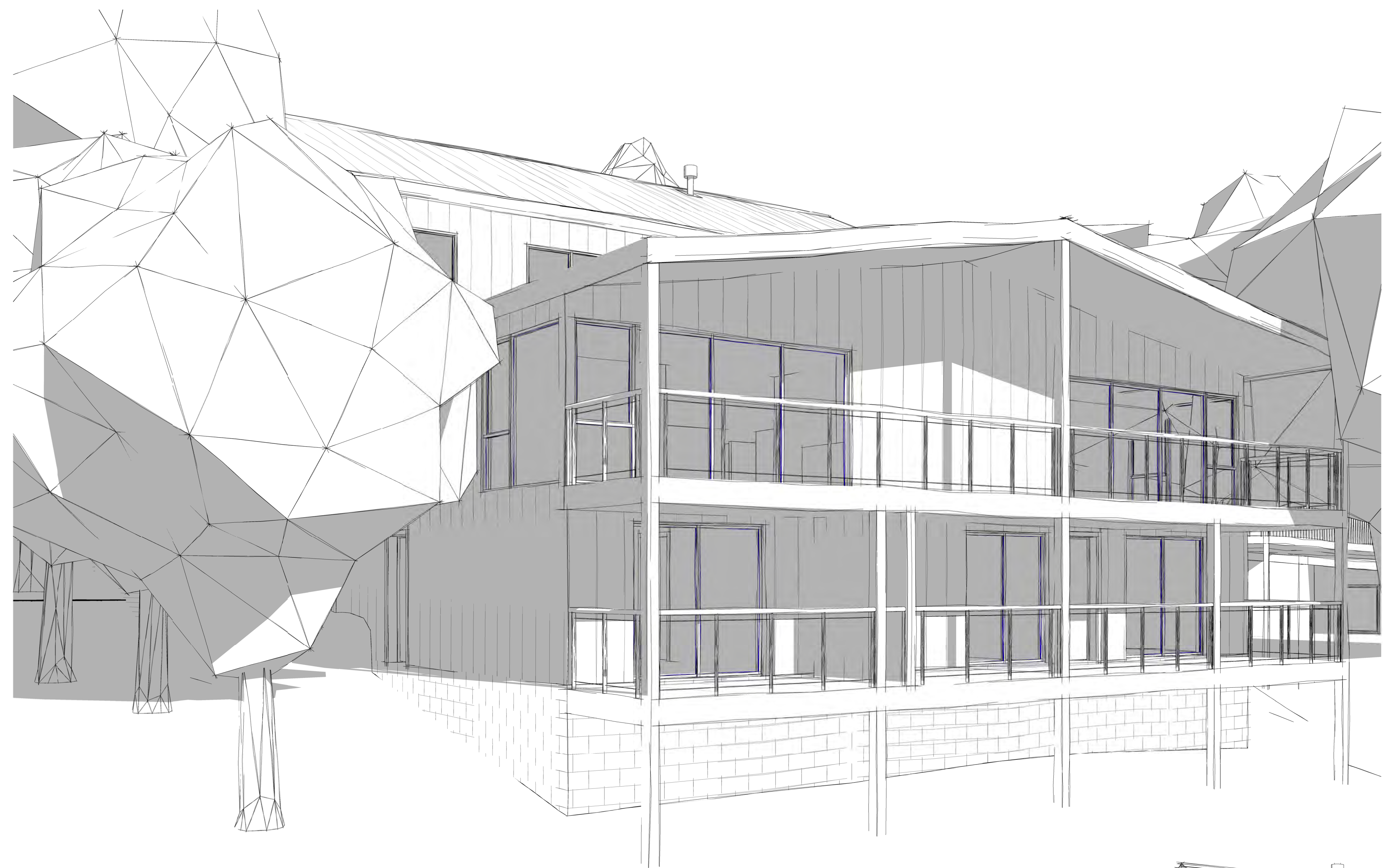


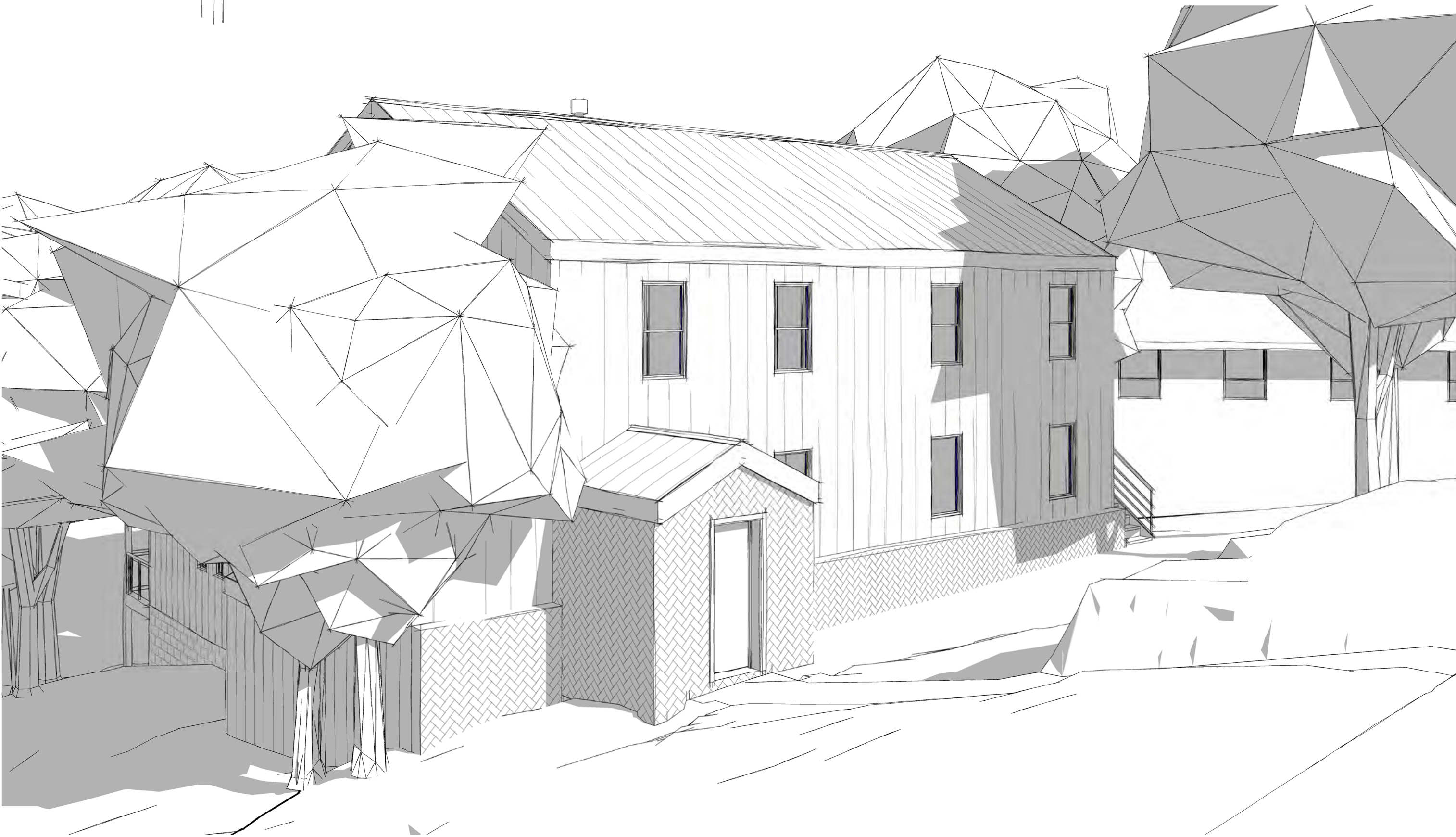
PROPOSED EXTENSION & ALTERATIONS

Feathertop Lodge, 14 Parallel St, Falls Creek



ADVERTISED  
PLAN

This copied document to be made available for the sole purpose of enabling its consideration and review as part of a planning process under the Planning and Environment Act 1987. The document must not be used for any purpose which may breach any copyright



Sheet List	
Sheet Number	Sheet Name
WD000	Cover Page
WD001	General Notes
WD002	Location Plan
WD003	Site Plan - Existing
WD004	Site Plan - Proposed
WD005	Floor Plan - LVL 0
WD006	Floor Plan - LVL 1
WD007	Floor Plan - LVL 2
WD008	Roof Plan
WD009	External Elevations - Existing
WD010	External Elevations - Proposed
WD011	Site Photos - Existing
WD012	Site Photos - Existing
WD013	Site Photos - Neighbouring Buildings
WD014	Renders - Proposed
WD015	Renders - Proposed
WD016	View Lines & Sight Lines - Reference Plan
WD017	View Lines - Neighbouring Buildings
WD018	View Lines - Neighbouring Buildings
WD019	Sight Lines

- GENERAL NOTES
1. ALL DIMENSIONS TO BE VERIFIED ON SITE PRIOR TO COMMENCEMENT OF WORKS
  2. USE WRITTEN DIMENSIONS ONLY. DO NOT SCALE DRAWINGS
  3. READ IN CONJUNCTION WITH OTHER DRAWINGS, SPECIFICATIONS & CONSULTANTS DOCUMENTATION
  4. REFER ANY DISCREPANCIES IMMEDIATELY TO THE DESIGNER & AWAIT WRITTEN INSTRUCTION

This document and any of the documents' information, ideas and concepts are the property of Go Design Pty Ltd and may not be used, copied or reproduced without express written permission. All rights reserved.  
ABN: 98 646 509 646

REGISTRATION INFORMATION  
KYLE DAVISON (DP-AD-62589)

**GO DESIGN**  
Drafting + Project Management

P: 0448 915 812  
E: info@godesign.net.au  
W: godesign.net.au  
PROJECT NO.: 23004  
PROJECT: Proposed Extension & Alterations

PROJECT STATUS  
**PRELIMINARY**

PROJECT ADDRESS  
Feathertop Lodge, 14 Parallel St, Falls Creek

PROJECT CLIENT  
Steven & Danielle Bond

DRAWN: DD  
CHECKED: KO  
SCALE: SHEET  
SIZE: A1  
Cover Page

DRAWING NO. REVISION

WD000 1



CONTRACTOR AND ALL SUBCONTRACTORS TO CONFIRM ALL DIMENSIONS ON SITE PRIOR TO MANUFACTURE. SCOPE OR WORK TO BE CLARIFIED PRIOR TO COMMENCEMENT.

SUBCONTRACTOR TO CO-ORDINATE WITH ALL TRADES AS REQUIRED TO SATISFACTORILY COMPLETE THE WORKS. ALL WORKS TO BE CARRIED OUT IN A NEAT, SUBSTANTIAL AND SKILLFUL MANNER BY QUALIFIED TRADES PEOPLE.

ALL COMPONENT ELEMENTS TO BE ACCURATELY ALIGNED AND LEVELED IN ACCORDANCE WITH THE BEST TRADE PRACTICES AND MANUFACTURER'S RECOMMENDATIONS.

ANY MATERIAL SUBSTITUTIONS ARE TO BE OF EQUIVALENT QUALITY AND FUNCTIONS AND SHALL BE APPROVED BY THE CLIENT PRIOR TO ORDERING / MANUFACTURE / CONSTRUCTION.

ALL MATERIALS SHALL BE NEW (UNLESS OTHERWISE NOTED) AND HIGH QUALITY.

PROPRIETARY ITEMS TO BE INSTALLED IN ACCORDANCE WITH MANUFACTURER'S SPECIFICATIONS.

ALL TIMBER FRAMING SHALL COMPLY WITH THE LATEST "LIGHT TIMBER FRAMING CODE AS1684" AND RELEVANT SUPPLEMENTS.

ALL MASONRY EXPANSION/ARTICULATION JOINTS TO COMPLY WITH B.C.A PART 3.3.1.8. WEATHERPROOFING OF MASONRY TO COMPLY WITH B.C.A PART 3.3.4

ALL GLAZING ARE NOMINAL ONLY CHECK ON SITE PRIOR TO MANUFACTURE.

ALL GLAZING TO COMPLY WITH AS 1288 AND AS 2047.

ALL DOORS TO BE A MIN. 2040 HIGH.

LIFT OFF HINGES TO WC DOORS WHERE DOOR OPENS IN AND DOOR FRAME CLOSER THAN 1200mm FROM FRONT EDGE OF PAN.

WET AREAS TO HAVE IMPERVIOUS FLOOR FINISH i.e., TO KITCHEN, WC, BATHROOM, ETC. WATERPROOFING TO COMPLY WITH BCA PART F1.7.

WATERPROOFING TO WALLS AND FLOORS TO WET AREAS TO BE PROVIDED WHERE REQUIRED BY CLAUSE F1.7 IN ACCORDANCE WITH AS-3740.

DISABLED AMENITY AREAS TO COMPLY WITH AS 1428 AND ALL PARTS.

BRAILLE AND TACTILE SIGNAGE TO COMPLY WITH D3.6 AND INCORPORATING THE INTERNATIONAL SYMBOL OF ACCESS OR DEAFNESS OR OTHER SYMBOLS IN ACCORDANCE WITH AS1428.1 TO EACH SANITARY FACILITY.

LIGHT SWITCH IN DISABLED TOILET TO BE 1000mm ABOVE FFL AND WITHIN 500mm OF DOORWAY.

THIS DRAWING IS TO BE READ IN CONJUNCTION WITH CONSULTANT STRUCTURAL ENGINEER'S DETAILS AND SPECIFICATIONS. STORM WATER DESIGN AS SHOWN ON CIVIL DOCUMENTS. PROVIDE DOWNPIPES TO FLOOR AREAS AT INTERVALS NO GREATER THAN 12 METRES APART.

PROVIDE 10 'S TO STORMWATER DRAINS @ 9.0 METRE MAXIMUM INTERVALS OR AT ANY CHANGE IN DIRECTION. SURFACE SURROUNDING BUILDING TO BE GRADED AWAY FROM BUILDING TO MOVE SURFACE WATER FROM BUILDING GRADED AT A SLOPE OF NOT LESS THAN 50mm OVER THE FIRST 1m FROM BUILDING.

FIRE INDICES OF MATERIALS, LININGS AND SURFACE FINISHES TO COMPLY WITH SPECIFICATION C1.10 & C1.10a OF THE BUILDING CODE OF AUSTRALIA.

GENERAL NOTES  
PORTABLE FIRE EXTINGUISHERS TO COMPLY WITH AS-2444. PROVIDE DRY CHEMICAL FIRE EXTINGUISHER ADJACENT TO EACH ELECTRICAL SWITCHBOARD, PLANT ROOM, KITCHEN AND TEA AREA.

FIRE BLANKETS TO ALL KITCHENS AND KITCHENETTES. LOCATION TO BE DETERMINED ON SITE.

ALL GLAZING TO COMPLY WITH AS-1288. ALL OPENINGS & FLOOR, WALL & ROOF JUNCTIONS MUST BE FULLY SEALED AND CALKED TO PREVENT AIR LEAKAGE IN ACCORDANCE WITH SECTION J3 OF THE BCA.

ALL EXTERNAL OPENINGS (DOORS & OPERABLE WINDOWS) MUST BE FITTED WITH DRAFT SEALS TO ALL SIDES OF OPENINGS.

VERIFY ALL DIMENSIONS / SETOUT DIMENSIONS ON SITE PRIOR TO CONSTRUCTION.

ALL SERVICES CUPBOARD & PENETRATIONS MATERIALS ARE TO BE SMOKE SEALED WITH NON COMBUSTIBLE MATERIAL.

ALL FLASHINGS & CAPPINGS TO BE COLORBOND WHERE VISIBLE, ZINCALUME ELSEWHERE.

DISABLED SANITARY FACILITY TO COMPLY IN ALL RESPECTS TO AS-1428.1 - 2009.

THIS DRAWING IS TO BE READ IN CONJUNCTION WITH CONSULTANT STRUCTURAL ENGINEER'S DETAILS AND SPECIFICATIONS.

STORM WATER DESIGN AS SHOWN ON CIVIL DOCUMENTS.

FIRE INDICES OF MATERIALS, LININGS AND SURFACE FINISHES TO COMPLY WITH SPECIFICATION C1.10 & C1.10a OF THE BUILDING CODE OF AUSTRALIA.

EXTERNAL STEELWORK EXPOSED TO THE WEATHER SHALL BE HOT DIP GALVANISED, PAINT FINISH - REFER TO ENGINEER'S DRAWING FOR DETAIL AND EXTERNAL FINISHES SCHEDULE FOR COLOUR SELECTIONS.

ALL INTERNAL STEELWORK IS TO BE SHOP PRIMED. VERIFY ALL DIMENSIONS / SETOUT DIMENSIONS ON SITE PRIOR TO CONSTRUCTION.

ALL SITE DIMENSIONS TO FACE OF KERB UNLESS NOTED OTHERWISE.

EXTERNAL LEVELS, STORMWATER DRAINAGE AND ALL GENERAL CIVIL DETAILS, REFER TO CIVIL CONSULTANT DOCUMENTS.

MAKE GOOD EXISTING STRUCTURES INTO NEW STRUCTURES.

THESE DRAWINGS ARE TO BE READ IN CONJUNCTION WITH THE ARCHITECTURAL SPECIFICATION AND ALL ITS APPENDICES, INCLUDING (BUT NOT LIMITED TO) THE DOOR SCHEDULE, DOOR HARDWARE SCHEDULE, COLOUR AND FINISHES SCHEDULE (INTERNAL AND EXTERNAL), FIXTURES, FITTINGS AND APPLIANCES SCHEDULE.

FIGURED DIMENSIONS TO BE TAKEN IN PREFERENCE OF SCALING. IF ANY CLARIFICATION IS REQUIRED, THIS IS TO BE PROVIDED BY THE DESIGNER PRIOR TO CONSTRUCTION AND MANUFACTURE.

ALL DOOR HANDLES TO BE LOCATED 1000mm ABOVE FFL. DOOR HANDLE TO DISABLED TOILET TO BE LEVER ACTION TYPE.

BRICKWORK CONTROL JOINTS TO BE FIRE SEALED WITH A PRODUCT TESTED IN ACCORDANCE WITH AS1530.4 TO MAINTAIN FIRE RATING.

UNITS SUPPORTING FIRE WINDOWS TO BE FIRE RATED. SERVICE PENETRATIONS IN EXTERNAL WALLS REQUIRED TO BE FIRE RATED TO BE FIRE SEALED TO MAINTAIN THE RATING OF THE WALL.

ARTIFICIAL LIGHTING TO COMPLY WITH AS 1680.0

MECHANICAL VENTILATION TO COMPLY WITH AS 1668.2

SEE BUILDING FABRIC ANALYSIS IN SPECIFICATION  
ALL INSULATION WITHIN THE BUILDING MUST BE INSTALLED IN ACCORDANCE WITH AS/NZS 4859.1 AND BE INSTALLED SO THAT IT -

1. ABUTS OR OVERLAPS ADJOINING INSULATION OTHER THAN AT SUPPORTING MEMBERS SUCH AS STUDS, NOGGINGS, JOISTS, FURRING CHANNELS AND THE LIKE WHERE THE INSULATION MUST BE AGAINST THE MEMBER;
2. FORMS A CONTINUOUS BARRIER WITH CEILINGS, WALLS, BULKHEADS, FLOORS OR THE LIKE THAT INHERENTLY CONTRIBUTE TO THE THERMAL BARRIER; AND
3. DOES NOT AFFECT THE SAFE OR EFFECTIVE OPERATION OF A SERVICE OR FITTING.

PART J NOTES:

PART J1 - BUILDING FABRIC  
TO DEMONSTRATE COMPLIANCE WITH PART J2, THE GLAZING HAS BEEN ASSESSED USING THE GLAZING CALCULATOR 2013 DEVELOPED BY THE AUSTRALIAN BUILDING CODES BOARD (ABCB) - SEE SPECIFICATION.

PART J2 - EXTERNAL GLAZING  
A FIBROUS SEAL OR FOAM OR RUBBER COMPRESSION STRIP MUST BE FITTED TO EACH EDGE OF THE DOORS OR OPENABLE WINDOWS THAT ARE LOCATED EITHER ON THE CONDITIONED BUILDING ENVELOPE (REFER APPENDIX X) OR EXTERNAL DOORS TO HABITABLE ROOMS. WINDOWS THAT COMPLY WITH AS2047 ARE EXEMPT.

EXTERNAL SWING DOORS TO CONDITIONED OR HABITABLE AREAS MUST BE FITTED WITH A DRAFT PROTECTION DEVICE ON THE BOTTOM EDGE OF THE DOOR.

SLIDING DOORS TO ENTRY IS TO BE AUTOMATED. ALL OTHER EXTERNAL DOOR SERVICE THE HABITABLE CONDITIONED SPACE MUST BE FITTED WITH A SELF-CLOSING DEVICE.

EXHAUST FANS (IF PROPOSED) WITHIN THE LUNCHROOMS MUST BE FITTED WITH A SELF-CLOSING DAMPER OR THE LIKE. ROOFS, CEILINGS, WALLS, FLOORS AND ANY OPENING SUCH AS A WINDOW FRAME, DOOR FRAME OR THE LIKE MUST BE CONSTRUCTED IN A FASHION TO MINIMISE AIR LEAKAGE THROUGH CLOSE FITTING INTERNAL LINING SYSTEMS, OR BE SEALED BY CAULKING, ARCHITRAVES, SKIRTING, CORNICES ETC.

ACCESS AND EGRESS

ELECTRICAL SWITCHBOARDS  
ELECTRICAL SWITCHBOARDS IN THE PATH OF TRAVEL TO AN EXIT MUST BE WITH A METAL CABINET OR LINED WITH NON COMBUSTIBLE MATERIAL AND PROVIDED WITH SMOKE SEALS.

DISABILITY ACCESS  
FLOOR SURFACES  
ALL FLOOR AND GROUND SURFACES MUST PROVIDE A SMOOTH CONTINUATION FOR ABUTMENT OF SURFACES WITH A MAXIMUM TOLERANCE OF 5MM FOR BEVELED OR ROUNDED EDGES BETWEEN SURFACES.

VISUAL INDICATORS  
VISUAL INDICATORS ON GLAZING BEING A SOLID NON TRANSPARENT  
CONTRASTING LINE AT LEAST 75MM WIDE FOR THE FULL WIDTH OF OPENINGS CAPABLE OF BEING MISTAKEN FOR OPENINGS AT 900-1000MM ABOVE FINISHED FLOOR LEVEL SHALL BE PROVIDED.

REFER TO STRUCTURAL DRAWINGS. IF DISCREPANCY IS FOUND, STRUCTURAL DRAWINGS TAKE PRECEDENCE

	BAL-LOW	BAL-12.5	BAL-19	BAL-29	BAL-40	BAL-FZ (FLAMEZONE)
SUBFLOOR SUPPORTS	No special construction requirements	As for BAL-19	Enclosure by external wall or by steel, bronze or aluminum mesh. Non-combustible or naturally fire resistant timber supports where the subfloor is unenclosed	Enclosure by external wall or by steel, bronze or aluminum mesh. Non-combustible or naturally fire resistant timber supports where the subfloor is unenclosed	If enclosed by external wall refer to "External Walls" section for table or non-combustible subfloor supports or tested for bushfire resistance to AS 1530.8.1	Subfloor supports - enclosure by external wall or non-combustible with an FRL of 30/- or be tested for bushfire resistance to AS 1530.8.2
FLOORS	No special construction requirements	As for BAL-19	Concrete slab on ground or enclosure by external wall, metal mesh as above or flooring less than 400 mm above ground level to be non-combustible, naturally fire resistant timber or protected on the underside with sarking or mineral wool insulation	Concrete slab on ground or enclosure by external wall, metal mesh as above or flooring less than 400 mm above ground level to be non-combustible, naturally fire resistant timber or protected on the underside with sarking or mineral wool insulation	Concrete slab on ground or enclosure by external wall or protection of underside with a non-combustible material such as fibre cement sheet or be non-combustible or be tested for bushfire resistance to AS 1530.8.1	Concrete slab on ground or enclosure by external wall or as an FRL of 30/30/30 or protection of underside with 30 minute intumescent spread of fire system or be tested for bushfire resistance to AS 1530.8.2
EXTERNAL WALLS	No special construction requirements	As for BAL-19	External walls - Parts less than 400 mm above ground or decks etc to be of non-combustible material, 6 mm fibre cement clad or bushfire resistant/naturally fire resistant timber	Non-combustible material (masonry, brick veneer, mud block, aerated concrete, concrete), timber framed, steel framed walls sarked on the outside and clad with 6 mm fibre cement sheeting or steel sheeting or bushfire resistant timber	Non-combustible material (masonry, brick veneer, mud block, aerated concrete, concrete) or timber framed walls sarked on the outside and clad with 9 mm fibre cement sheeting or steel sheeting or be tested for bushfire resistance to AS 1530.8.1	Non-combustible material (masonry, brick veneer, mud block, aerated concrete, concrete) with minimum thickness of 90 mm or an FRL of >30/30 when tested from outside or be tested for bushfire resistance to AS 1530.8.2
EXTERNAL WINDOWS	No special construction requirements	4mm Grade A Safety Glass or glass blocks within 400 mm of ground, deck etc with Operable portion metal screened with frame of metal or metal reinforced PVC-U or bushfire resisting timber. Above 400mm annealed glass can be over with 10 glass screened	5mm toughened glass or glass blocks within 400 mm of ground, deck etc with Operable portion metal screened with frame of metal or metal reinforced PVC-U or bushfire resisting timber. Above 400mm annealed glass can be over with 10 glass screened	5 mm toughened glass with operable portion screened and frame of metal or metal reinforced PVC-U, or bushfire resisting timber and portion within 400 mm of ground, deck etc screened	6 mm toughened glass, Fixed and Operable portion screened with steel or bronze mesh	Protected by bushfire shutter or FRL of 30/- and operable portion screened with steel or bronze mesh or be tested for bushfire resistance to AS 1530.8.2
EXTERNAL DOORS	No special construction requirements	As for BAL-19 except that door framing can be naturally fire resistant (high density) timber	Screened with steel, bronze or aluminum mesh or glazed with 5mm toughened glass, non-combustible or 35 mm solid timber for 400 mm above threshold, metal or bushfire resisting timber framed with tight-fitting with weather strips at base	Screened with steel, bronze or aluminum mesh or non-combustible, or 35 mm solid timber for 400 mm above threshold. Metal or bushfire resisting timber framed with tight-fitting with weather strips at base	Non-combustible or 35 mm solid timber, screened with steel or bronze mesh, metal framed, tight-fitting with weather strips at base	Protected by bushfire shutter or tight-fitting with weather strips at base and an FRL of >30/-
ROOFS	No special construction requirements	As for BAL-19 (including roof to be fully sarked)	Non-combustible covering. Roof/wall junction sealed. Openings fitted with non-combustible ember guards. Roof to be fully sarked	Non-combustible covering. Roof/wall junction sealed. Openings fitted with non-combustible ember guards. Roof to be fully sarked	Non-combustible covering. Roof/wall junction sealed. Openings fitted with non-combustible ember guards. Roof to be fully sarked and no roof mounted evaporative coolers	Roof with FRL of 30/30/30 or tested for bushfire resistance to AS 1530.8.2. Roof/wall junction sealed. Openings fitted with non-combustible ember guards. No roof mounted evaporative coolers
VERANDAS DECKS ETC.	No special construction requirements	As for BAL-19	Enclosed sub-floor space - no special requirement for materials except within 400 mm of ground. No special requirements for supports or framing. Decking to be non-combustible or bushfire resistant within 300 mm horizontally and 400 mm vertically from a glazed element	Enclosed sub-floor space or non-combustible or bushfire resistant timber supports. Decking to be non-combustible or bushfire-resisting timber	Enclosed sub-floor space or non-combustible supports. Decking to be non-combustible	Enclosed sub-floor space or non-combustible supports. Decking to have no gaps and be non-combustible

Please note: The **Memoranda** in the table is a summary of the construction requirements in the November 2018 standard and is not intended as a design or construction guide. You should consult the standard for the full technical details and amendments issued from time to time.

## ADVERTISED PLAN

This copied document to be made available for the sole purpose of enabling its consideration and review as part of a planning process under the Planning and Environment Act 1987. The document must not be used for any purpose which may breach any copyright

### GENERAL NOTES

1. ALL DIMENSIONS TO BE VERIFIED ON SITE PRIOR TO COMMENCEMENT OF WORKS
2. USE WRITTEN DIMENSIONS ONLY. DO NOT SCALE DRAWINGS.
3. READ IN CONJUNCTION WITH OTHER DRAWINGS, SPECIFICATIONS & CONSULTANTS DOCUMENTATION.
4. REFER ANY DISCREPANCIES IMMEDIATELY TO THE DESIGNER & AWAIT WRITTEN INSTRUCTION.

This document and any of the documents' information, ideas and concepts are the property of Go Design Pty Ltd and may not be used, copied or reproduced without express written permission. All rights reserved.  
ADN 18 046 509 446

REGISTRATION INFORMATION  
KYLE DAVENSON (DP-AD-62580)

**GO DESIGN**  
Drafting + Project Management

P: 0448 915 812  
E: info@godesign.net.au  
W: godesign.net.au

PROJECT NO.:  
23804  
PROJECT:  
Proposed Extension & Alterations

PROJECT STATUS:

**PRELIMINARY**

PROJECT ADDRESS  
Feathertop Lodge, 14 Parallel St, Falls Creek

PROJECT CLIENT  
Steven & Danielle Bond

DRAWN: DO SHEET  
CHECKED: KO  
SCALE: A1  
SITE: A1

General Notes

DRAWING NO. REVISION

WD001

1

18/09/2023 9:05:31 AM



EXISTING CONDITIONS			
SITE AREA	694.6m²		
SITE COVERAGE	299.5m²	43.1%	
BUILDING FOOTPRINT	260.7m		
LEVEL 0	254.2m²		
LEVEL 1	189.3m²		
LEVEL 2	129.5m²		
DECK	15.8m²		
SHED	6.6m²		
TOTAL	595.4m²		
PROPOSED CONDITIONS			
SITE AREA	694.6m²		
SITE COVERAGE	288.6m²	41.5%	
BUILDING FOOTPRINT	257.9m²		
LEVEL 0	280.7m² (incl. balconies)		
LEVEL 1	287.2m² (incl. balconies)		
LEVEL 2	129.5m²		
TOTAL	697.4m²		

ADVERTISED  
PLAN



This copied document to be made available for the sole purpose of enabling its consideration and review as part of a planning process under the Planning and Environment Act 1987. The document must not be used for any purpose which may breach any copyright

- GENERAL NOTES
1. ALL DIMENSIONS TO BE VERIFIED ON SITE PRIOR TO COMMENCEMENT OF WORKS
  2. USE WRITTEN DIMENSIONS ONLY. DO NOT SCALE DRAWINGS.
  3. READ IN CONJUNCTION WITH OTHER DRAWINGS, SPECIFICATIONS & CONSULTANTS DOCUMENTATION
  4. REFER ANY DISCREPANCIES IMMEDIATELY TO THE DESIGNER & AWAIT WRITTEN INSTRUCTION

This document and any of the documents' information, ideas and concepts are the property of Go Design Pty Ltd and may not be used, copied or reproduced without express written permission. All rights reserved.  
ABN: 98 048 505 644

REGISTRATION INFORMATION  
KYLE DAVENSON (DP: AD 62589)

**GO DESIGN**  
Drafting + Project Management

P: 0448 915 812  
E: info@godesign.net.au  
W: godesign.net.au

PROJECT NO.: 23004  
PROJECT: Proposed Extension & Alterations

PROJECT STATUS  
**PRELIMINARY**

PROJECT ADDRESS  
Feathertop Lodge, 14 Parallel St, Falls Creek

PROJECT CLIENT  
Steven & Danielle Bond

DRAWN: DO  
CHECKED: KO  
SCALE: 1:1000  
SHEET: A1

Location Plan

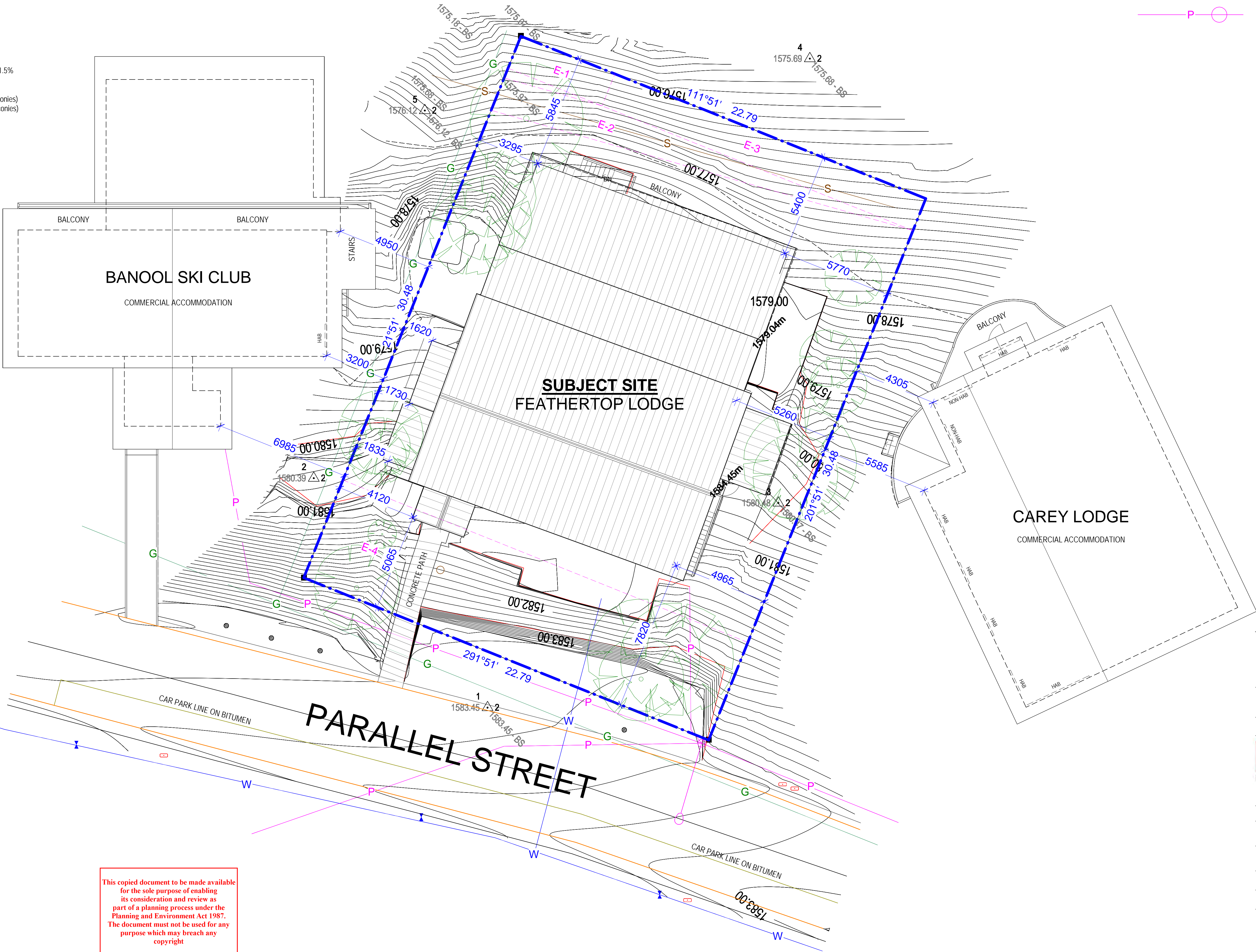
NORTH  
DRAWING NO. WD002  
REVISION



EXISTING CONDITIONS			
SITE AREA	694.6m <sup>2</sup>		
SITE COVERAGE	299.5m <sup>2</sup>	43.1%	
BUILDING FOOTPRINT	260.7m		
LEVEL 0	254.2m <sup>2</sup>		
LEVEL 1	189.3m <sup>2</sup>		
LEVEL 2	129.5m <sup>2</sup>		
DECK	15.8m <sup>2</sup>		
SHED	6.6m <sup>2</sup>		
TOTAL	595.4m <sup>2</sup>		
PROPOSED CONDITIONS			
SITE AREA	694.6m <sup>2</sup>		
SITE COVERAGE	288.6m <sup>2</sup>	41.5%	
BUILDING FOOTPRINT	257.9m <sup>2</sup>		
LEVEL 0	280.7m <sup>2</sup> (incl. balconies)		
LEVEL 1	287.2m <sup>2</sup> (incl. balconies)		
LEVEL 2	129.5m <sup>2</sup>		
TOTAL	697.4m <sup>2</sup>		

LEGEND			
S			SEWER MAIN & MANHOLE
W			WATER MAIN
G			GAS MAIN
P			UG ELECTRICITY & PIT

ADVERTISED  
PLAN



NOTE:  
ALL HEIGHTS SHOWN ARE TO AUSTRALIAN HEIGHT DATUM (AHD) U.N.O.

This copied document to be made available  
for the sole purpose of enabling  
its consideration and review as  
part of a planning process under the  
Planning and Environment Act 1987.  
The document must not be used for any  
purpose which may breach any  
copyright

GENERAL NOTES

1. ALL DIMENSIONS TO BE VERIFIED ON SITE PRIOR TO COMMENCEMENT OF WORKS.
2. USE WRITTEN DIMENSIONS ONLY. DO NOT SCALE DRAWINGS.
3. READ IN CONJUNCTION WITH OTHER DRAWINGS, SPECIFICATIONS & CONSULTANTS DOCUMENTATION.
4. REFER ANY DISCREPANCIES IMMEDIATELY TO THE DESIGNER & AWAIT WRITTEN INSTRUCTION.

This document and any of the documents' information, ideas and concepts are the property of Go Design Pty Ltd and may not be used, copied or reproduced without express written permission. All rights reserved.  
ADBL 18/04/2023 444

REGISTRATION INFORMATION  
KYLE DAVENSON (DP-AD-62580)

**GO DESIGN**  
Drafting + Project Management

P: 0448 915 812  
E: info@godesign.net.au  
W: godesign.net.au

PROJECT NO.: 23804  
PROJECT: Proposed Extension & Alterations

PROJECT STATUS  
**PRELIMINARY**

PROJECT ADDRESS  
Feathertop Lodge, 14 Parallel St, Falls Creek

PROJECT CLIENT  
Steven & Danielle Bond

DRAWN: KD  
CHECKED: KD  
SCALE: 1:100  
SHEET: A1

Site Plan - Existing

NORTH  
DRAWING NO: WD003  
REVISION

18/09/2023 9:05:53 AM



EXISTING CONDITIONS			
SITE AREA	694.6m <sup>2</sup>		
SITE COVERAGE	299.5m <sup>2</sup>	43.1%	
BUILDING FOOTPRINT	260.7m		
LEVEL 0	254.2m <sup>2</sup>		
LEVEL 1	189.3m <sup>2</sup>		
LEVEL 2	129.5m <sup>2</sup>		
DECK	15.8m <sup>2</sup>		
SHED	6.6m <sup>2</sup>		
TOTAL	595.4m <sup>2</sup>		
PROPOSED CONDITIONS			
SITE AREA	694.6m <sup>2</sup>		
SITE COVERAGE	288.6m <sup>2</sup>	41.5%	
BUILDING FOOTPRINT	257.9m <sup>2</sup>		
LEVEL 0	280.7m <sup>2</sup> (incl. balconies)		
LEVEL 1	287.2m <sup>2</sup> (incl. balconies)		
LEVEL 2	129.5m <sup>2</sup>		
TOTAL	697.4m <sup>2</sup>		

LEGEND

S

SEWER MAIN & MANHOLE

W

WATER MAIN

G

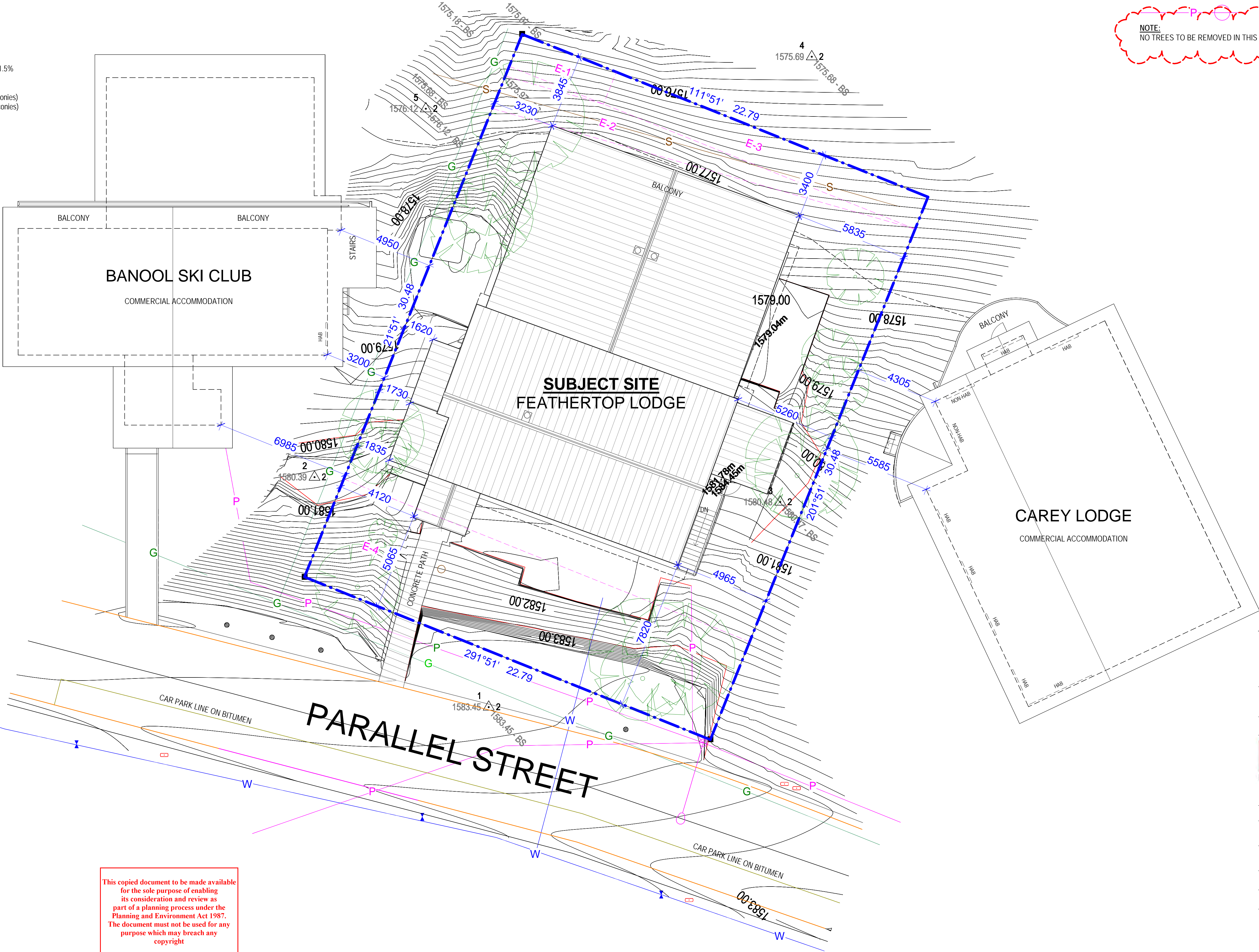
GAS MAIN

P

UG ELECTRICITY & PIT

NOTE:  
NO TREES TO BE REMOVED IN THIS PROPOSAL

ADVERTISED  
PLAN



NOTE:  
ALL HEIGHTS SHOWN ARE TO AUSTRALIAN HEIGHT DATUM (AHD) U.N.O.

GENERAL NOTES

1. ALL DIMENSIONS TO BE VERIFIED ON SITE PRIOR TO COMMENCEMENT OF WORKS.

2. USE WRITTEN DIMENSIONS ONLY. DO NOT SCALE DRAWINGS.

3. READ IN CONJUNCTION WITH OTHER DRAWINGS, SPECIFICATIONS & CONSULTANTS DOCUMENTATION.

4. REFER ANY DISCREPANCIES IMMEDIATELY TO THE DESIGNER & AWAIT WRITTEN INSTRUCTION.

This document and any of the documents' information, ideas and concepts are the property of Go Design Pty Ltd and may not be used, copied or reproduced without express written permission. All rights reserved.  
ADRL 04/04/2024 10:44

REGISTRATION INFORMATION

KYLE DAVENSON

DP-AD-02580

GO DESIGN

Drafting + Project Management

P: 0448 915 812

E: info@godesign.net.au

W: godesign.net.au

PROJECT NO.: 23004

PROJECT: Proposed Extension & Alterations

PROJECT STATUS: PRELIMINARY

PROJECT ADDRESS: Feathertop Lodge, 14 Parallel St, Falls Creek

PROJECT CLIENT: Steven & Danielle Bond

DRAWN: KD

CHECKED: KD

SHEET: 1

SCALE: 1:100

SITE: A1

Site Plan - Proposed

NORTH

DRAWING NO: WD004

REVISION: 1

18/09/2023 9:05:55 AM

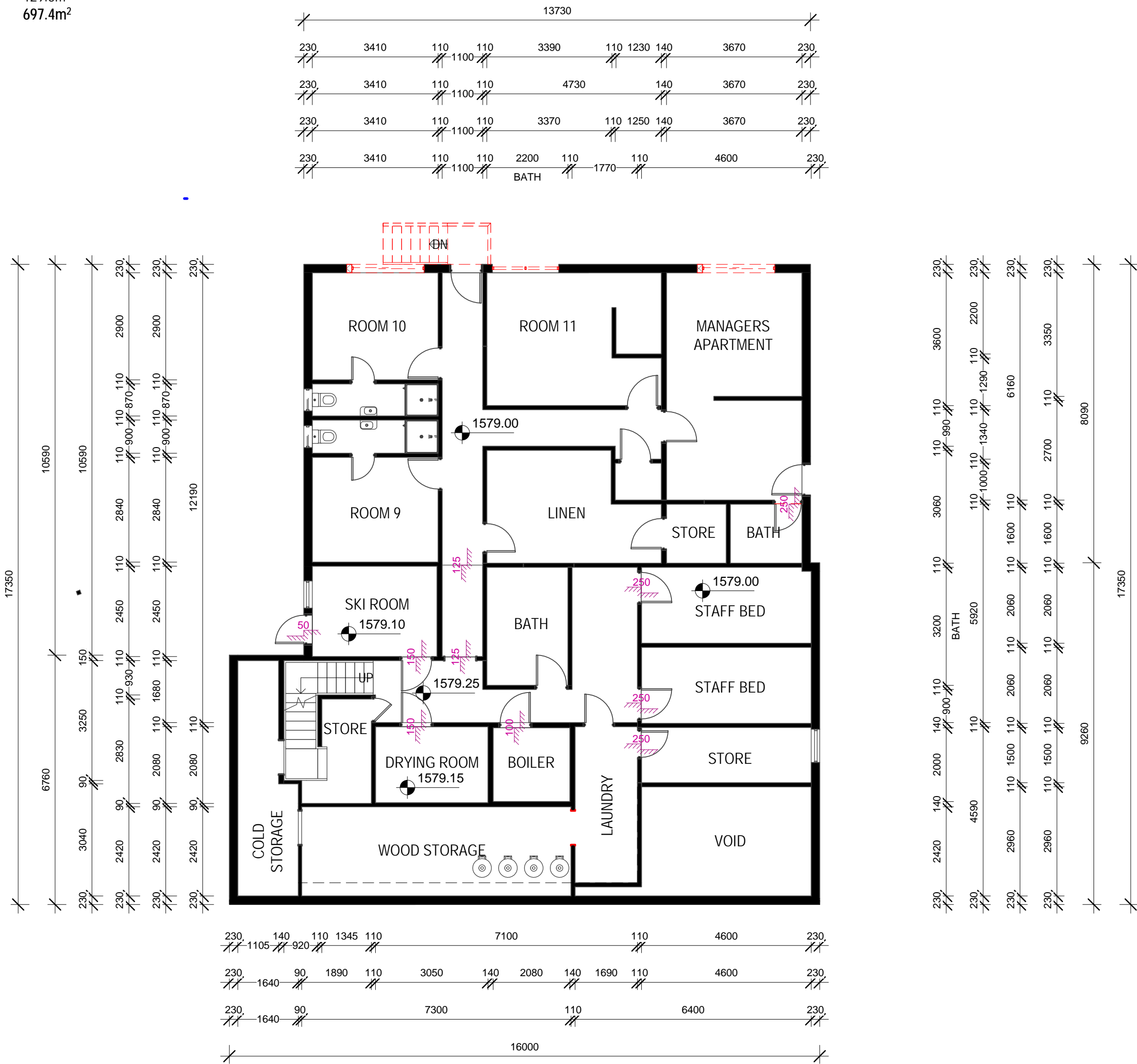


EXISTING CONDITIONS		
SITE AREA	694.6m <sup>2</sup>	
SITE COVERAGE	299.5m <sup>2</sup>	43.1%
BUILDING FOOTPRINT	260.7m	

LEVEL 0	254.2m <sup>2</sup>
LEVEL 1	189.3m <sup>2</sup>
LEVEL 2	129.5m <sup>2</sup>
DECK	15.8m <sup>2</sup>
SHED	6.6m <sup>2</sup>
TOTAL	595.4m <sup>2</sup>

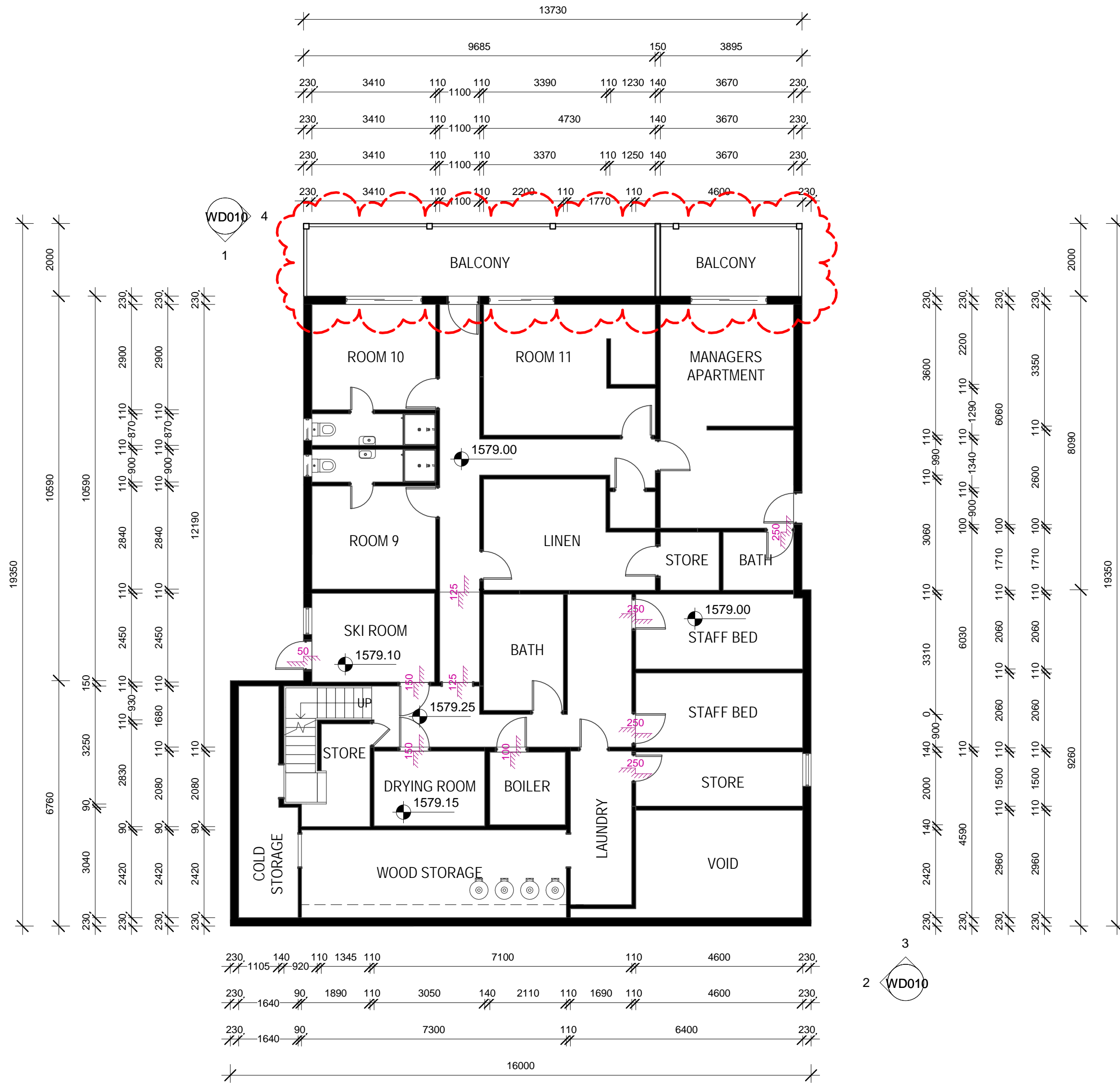
PROPOSED CONDITIONS		
SITE AREA	694.6m <sup>2</sup>	
SITE COVERAGE	288.6m <sup>2</sup>	41.5%
BUILDING FOOTPRINT	257.9m <sup>2</sup>	

LEVEL 0	280.7m <sup>2</sup> (incl. balconies)
LEVEL 1	287.2m <sup>2</sup> (incl. balconies)
LEVEL 2	129.5m <sup>2</sup>
TOTAL	697.4m <sup>2</sup>



1 Existing - LVL 0  
1:100

ADVERTISED PLAN



2 Proposed - LVL 0  
1:100

This copied document to be made available for the sole purpose of enabling its consideration and review as part of a planning process under the Planning and Environment Act 1987. The document must not be used for any purpose which may breach any copyright

NOTE:  
ALL HEIGHTS SHOWN ARE TO AUSTRALIAN HEIGHT DATUM (AHD) U.N.O.

- GENERAL NOTES
1. ALL DIMENSIONS TO BE VERIFIED ON SITE PRIOR TO COMMENCEMENT OF WORKS.
  2. USE WRITTEN DIMENSIONS ONLY. DO NOT SCALE DRAWINGS.
  3. READ IN CONJUNCTION WITH OTHER DRAWINGS, SPECIFICATIONS & CONSULTANTS DOCUMENTATION.
  4. REFER ANY DISCREPANCIES IMMEDIATELY TO THE DESIGNER & AWAIT WRITTEN INSTRUCTION.

This document and any of the documents' information, ideas and concepts are the property of Go Design Pty Ltd and may not be used, copied or reproduced without express written permission. All rights reserved.  
ABN: 96 646 506 444

REGISTRATION INFORMATION  
KYLE DAVIESON (DP-AD-62580)

**GO DESIGN**  
Drafting + Project Management

P: 0448 915 812  
E: info@godesign.net.au  
W: godesign.net.au

PROJECT NO.:  
23804  
PROJECT:  
Proposed Extension & Alterations

PROJECT STATUS:  
**PRELIMINARY**

PROJECT ADDRESS:  
Feathertop Lodge, 14 Parallel St, Falls Creek

PROJECT CLIENT:  
Steven & Danielle Bond

DRAWN: KD  
CHECKED: KD  
SCALE: 1:100  
SHEET: A1

Floor Plan - LVL 0



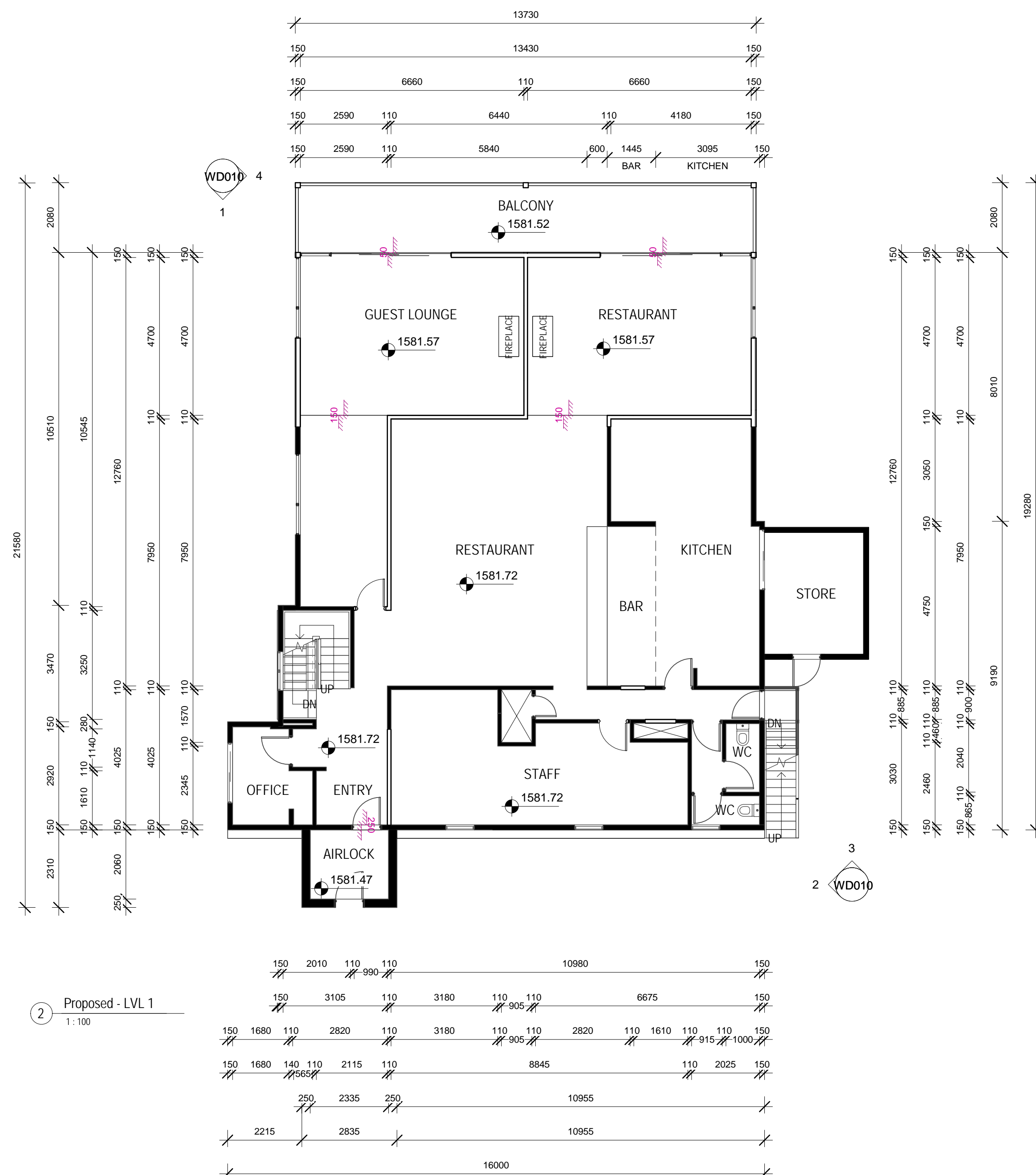
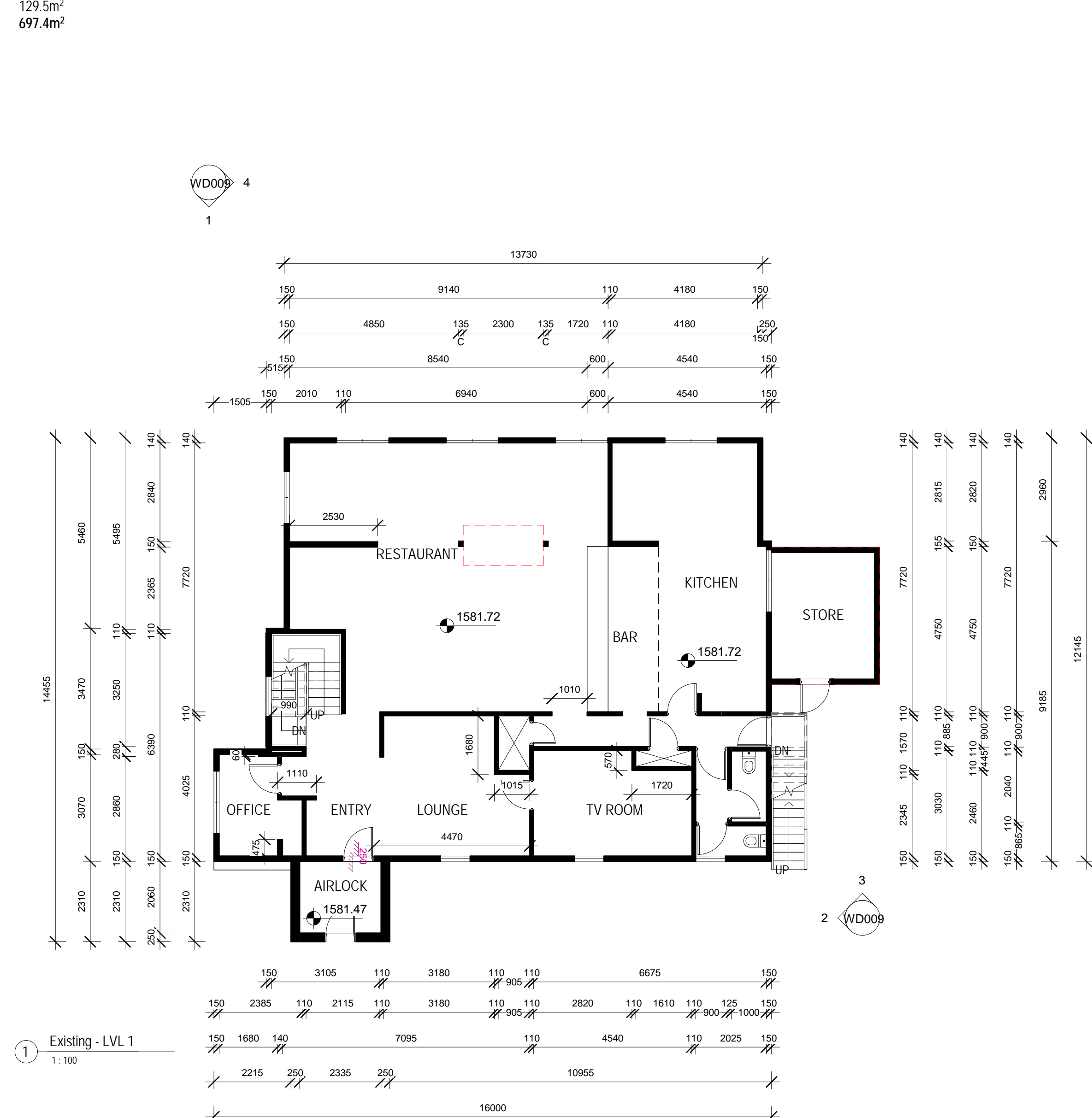
SITE AREA	694.6m <sup>2</sup>	
SITE COVERAGE	299.5m <sup>2</sup>	43.1%
BUILDING FOOTPRINT	260.7m	

LEVEL 0	254.2m <sup>2</sup>
LEVEL 1	189.3m <sup>2</sup>
LEVEL 2	129.5m <sup>2</sup>
DECK	15.8m <sup>2</sup>
SHED	6.6m <sup>2</sup>
<b>TOTAL</b>	<b>595.4m<sup>2</sup></b>

SITE AREA	694.6m <sup>2</sup>	
SITE COVERAGE	288.6m <sup>2</sup>	41.5%
BUILDING FOOTPRINT	257.9m <sup>2</sup>	

LEVEL 0	280.7m <sup>2</sup> (incl. balconies)
LEVEL 1	287.2m <sup>2</sup> (incl. balconies)
LEVEL 2	129.5m <sup>2</sup>
<b>TOTAL</b>	<b>697.4m<sup>2</sup></b>

## ADVERTISED PLAN



1. ALL DIMENSIONS TO BE VERIFIED ON SITE PRIOR TO COMMENCEMENT OF WORKS.
2. USE WRITTEN DIMENSIONS ONLY, DO NOT SCALE DRAWINGS.
3. READ IN CONJUNCTION WITH OTHER DRAWINGS, SPECIFICATIONS & CONSULTANTS DOCUMENTATION
4. REFER ANY DISCREPANCIES IMMEDIATELY TO THE DESIGNER & AWAIT WRITTEN INSTRUCTION.

This document and any of the documents' information, ideas and concepts are the property of Go Design Pty L and may not be used, copied or reproduced without express written permission. All rights reserved.  
ARN: 98 646 509 444

KYLE DAVIDSON DP-AD 625



P: 0448 915 812  
E: [info@godesign.net.au](mailto:info@godesign.net.au)  
W: [godesign.net.au](http://godesign.net.au)

PROJECT NO. \_\_\_\_\_

23004

PROJECT:  
Proposed Extension & Alterations

PROJECT STATUS

# PRELIMINARY

PROJECT ADDRESS  
Feathertop Lodge, 14 Parallel St, Falls Creek

PROJECT CLIENT  
**Steven & Danielle Bond**

DRAWN	CHECKED	SCALE
DD	KD	1 : 100

Floor Plan - LVL 1

NORTH      DRAWING NO.      REVISION



WD006

**NOTE:**  
ALL HEIGHTS SHOWN ARE TO AUSTRALIAN HEIGHT DATUM (AHD) U.N.O.

This copied document to be made available  
for the sole purpose of enabling  
its consideration and review as  
part of a planning process under the  
Planning and Environment Act 1987.  
The document must not be used for any  
purpose which may breach any  
copyright



EXISTING CONDITIONS

SITE AREA	694.6m <sup>2</sup>	
SITE COVERAGE	299.5m <sup>2</sup>	43.1%
BUILDING FOOTPRINT	260.7m	

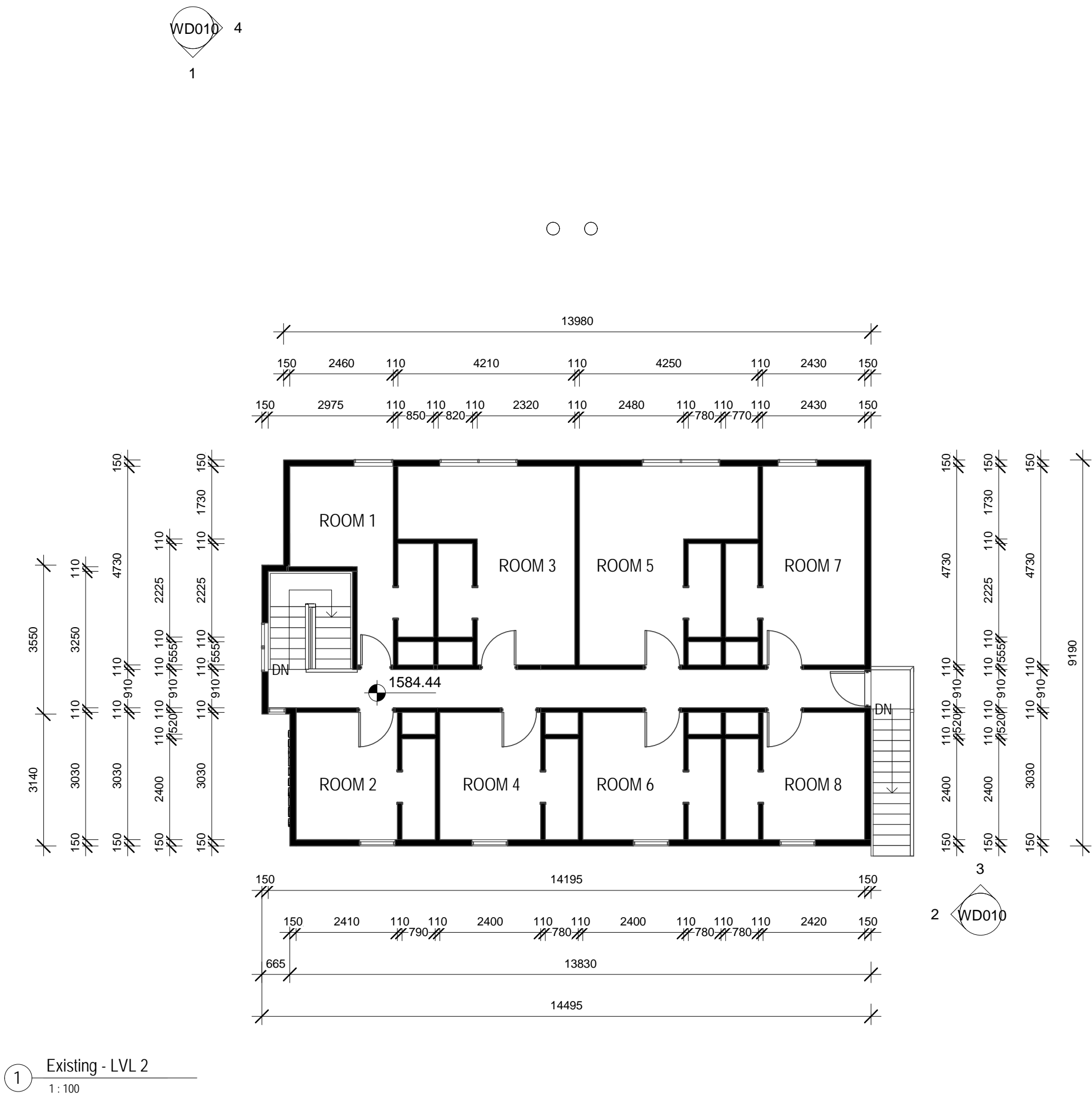
LEVEL 0	254.2m <sup>2</sup>
LEVEL 1	189.3m <sup>2</sup>
LEVEL 2	129.5m <sup>2</sup>
DECK	15.8m <sup>2</sup>
SHED	6.6m <sup>2</sup>
TOTAL	595.4m <sup>2</sup>

PROPOSED CONDITIONS

SITE AREA	694.6m <sup>2</sup>	
SITE COVERAGE	288.6m <sup>2</sup>	41.5%
BUILDING FOOTPRINT	257.9m <sup>2</sup>	

LEVEL 0	280.7m <sup>2</sup> (incl. balconies)
LEVEL 1	287.2m <sup>2</sup> (incl. balconies)
LEVEL 2	129.5m <sup>2</sup>
TOTAL	697.4m <sup>2</sup>

This copied document to be made available for the sole purpose of enabling its consideration and review as part of a planning process under the Planning and Environment Act 1987. The document must not be used for any purpose which may breach any copyright



ADVERTISED  
PLAN

GENERAL NOTES

1. ALL DIMENSIONS TO BE VERIFIED ON SITE PRIOR TO COMMENCEMENT OF WORKS.
2. USE WRITTEN DIMENSIONS ONLY. DO NOT SCALE DRAWINGS.
3. READ IN CONJUNCTION WITH OTHER DRAWINGS, SPECIFICATIONS & CONSULTANTS DOCUMENTATION.
4. REFER ANY DISCREPANCIES IMMEDIATELY TO THE DESIGNER & AWAIT WRITTEN INSTRUCTION.

This document and any of the documents' information, ideas and concepts are the property of Go Design Pty Ltd and may not be used, copied or reproduced without express written permission. All rights reserved.  
ABN: 98 646 506 444

REGISTRATION INFORMATION

KYLE DAVENSON (DP: AD 62589)

**GO DESIGN**  
Drafting + Project Management  
P: 0448 915 812  
E: info@godesign.net.au  
W: godesign.net.au

PROJECT NO.:

23804  
PROJECT:  
Proposed Extension & Alterations

PROJECT STATUS:

**PRELIMINARY**

PROJECT ADDRESS:  
Feathertop Lodge, 14 Parallel St, Falls Creek

PROJECT CLIENT:  
Steven & Danielle Bond

DRAWN: DD  
CHECKED: KD  
SCALE: 1:100  
SHEET: A1

Floor Plan - LVL 2

**NOTE:**  
ALL HEIGHTS SHOWN ARE TO AUSTRALIAN HEIGHT DATUM (AHD) U.N.O.

NORTH  
DRAWING NO.  
REVISION  
**WD007**

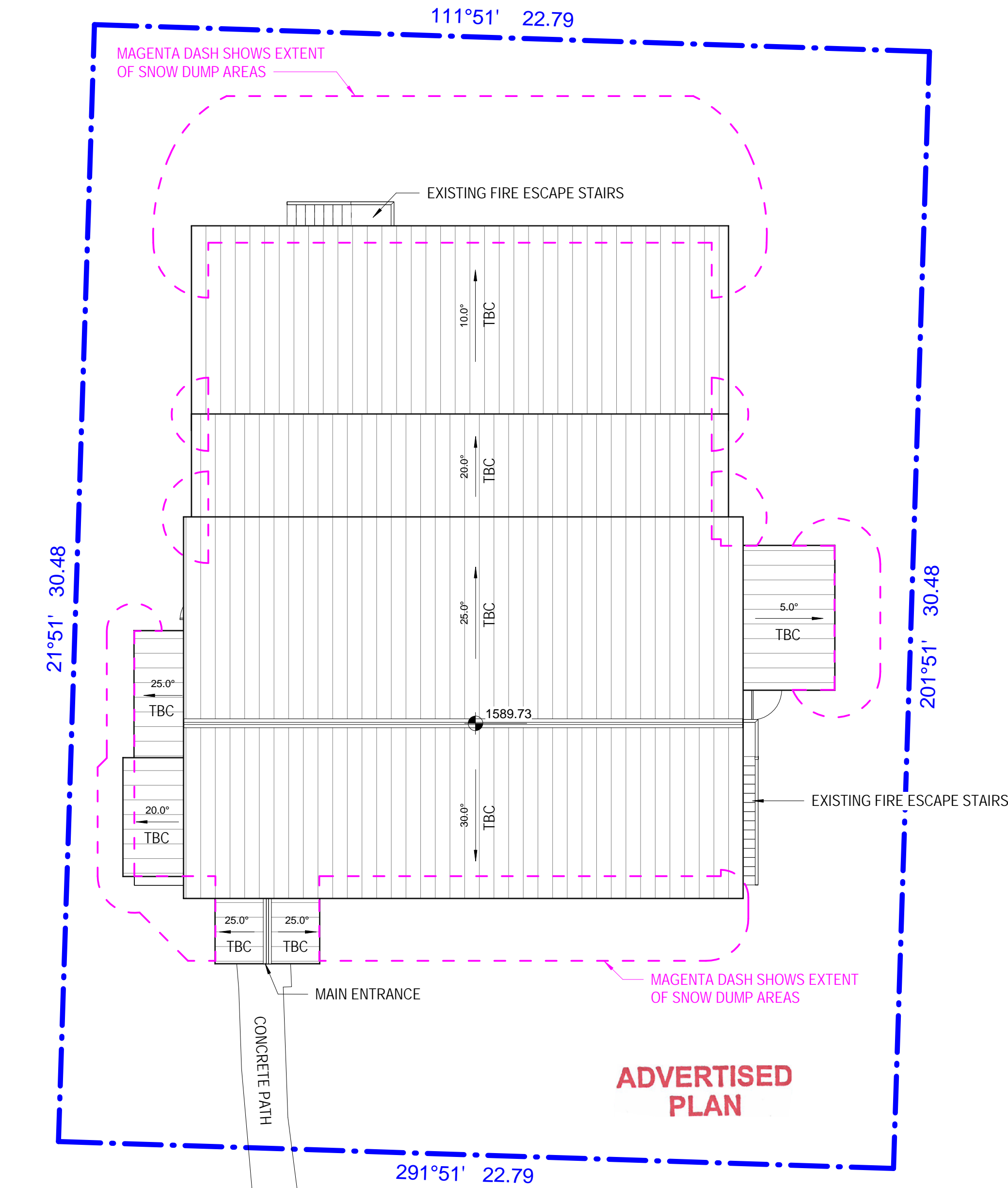
18/09/2023 9:05:57 AM



EXISTING CONDITIONS			
SITE AREA	694.6m²		
SITE COVERAGE	299.5m²	43.1%	
BUILDING FOOTPRINT	260.7m		
LEVEL 0	254.2m²		
LEVEL 1	189.3m²		
LEVEL 2	129.5m²		
DECK	15.8m²		
SHED	6.6m²		
TOTAL	595.4m²		

PROPOSED CONDITIONS			
SITE AREA	694.6m²		
SITE COVERAGE	288.6m²	41.5%	
BUILDING FOOTPRINT	257.9m²		

LEVEL 0	280.7m² (incl. balconies)
LEVEL 1	287.2m² (incl. balconies)
LEVEL 2	129.5m²
TOTAL	697.4m²



PARALLEL STREET

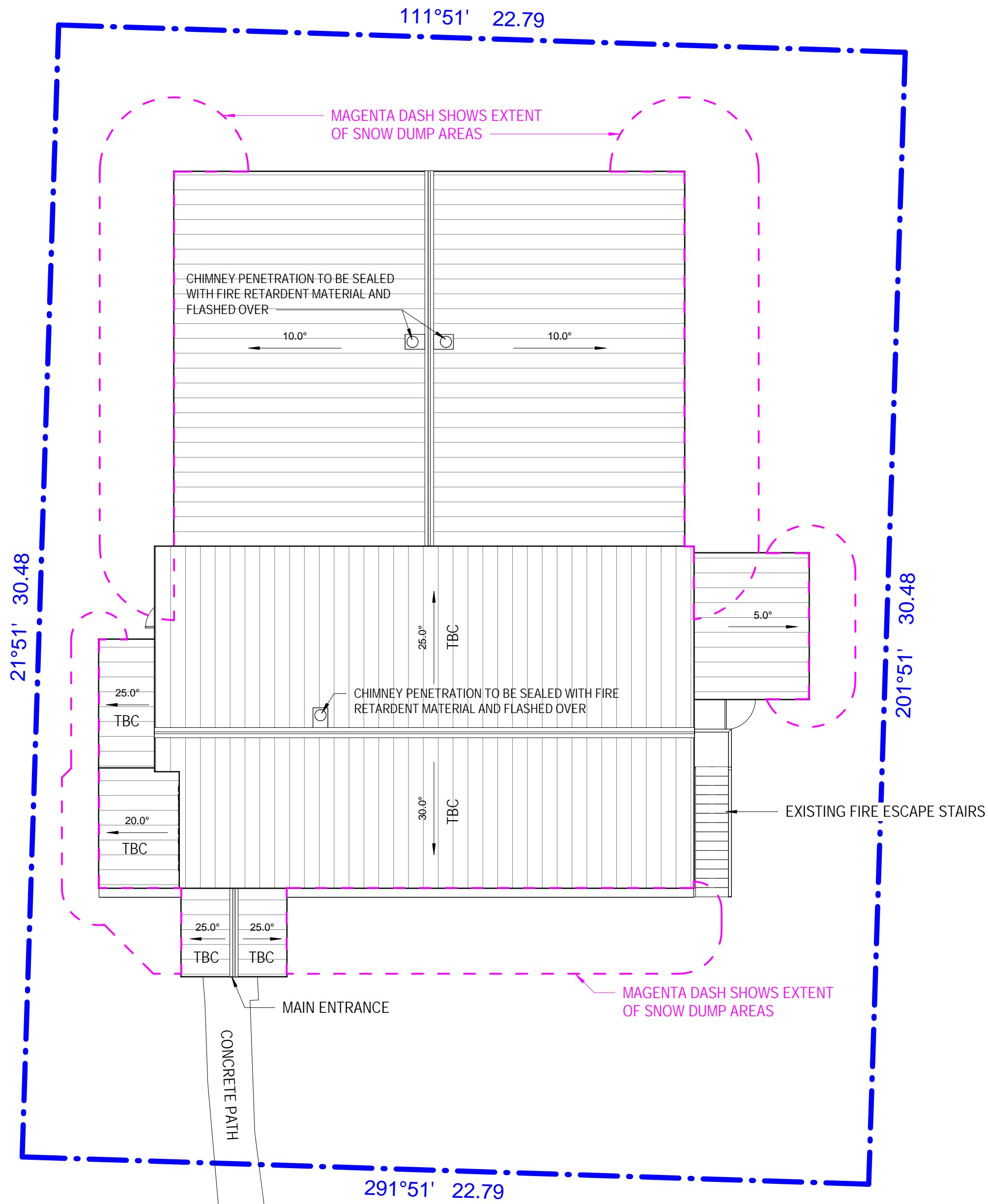
CAR PARK LINE ON BITUMEN

CAR PARK LINE ON BITUMEN

1 Roof - Existing  
1:100

NOTE:  
ALL HEIGHTS SHOWN ARE TO AUSTRALIAN HEIGHT DATUM (AHD) U.N.O.

This copied document to be made available for the sole purpose of enabling its consideration and review as part of a planning process under the Planning and Environment Act 1987. The document must not be used for any purpose which may breach any copyright



PARALLEL STREET

CAR PARK LINE ON BITUMEN

CAR PARK LINE ON BITUMEN

2 Roof - Proposed  
1:100

- GENERAL NOTES
1. ALL DIMENSIONS TO BE VERIFIED ON SITE PRIOR TO COMMENCEMENT OF WORKS.
  2. USE WRITTEN DIMENSIONS ONLY. DO NOT SCALE DRAWINGS.
  3. READ IN CONJUNCTION WITH OTHER DRAWINGS, SPECIFICATIONS & CONSULTANTS DOCUMENTATION.
  4. REFER ANY DISCREPANCIES IMMEDIATELY TO THE DESIGNER & AWAIT WRITTEN INSTRUCTION.

This document and any of the documents' information, ideas and concepts are the property of Go Design Pty Ltd and may not be used, copied or reproduced without express written permission. All rights reserved.  
ABN: 98 646 509 444

REGISTRATION INFORMATION  
KYLE DAVIESON (DP: AD 62580)

**GO DESIGN**  
Drafting + Project Management

P: 0448 915 812  
E: info@godesign.net.au  
W: godesign.net.au

PROJECT NO.: 23804  
PROJECT: Proposed Extension & Alterations

PROJECT STATUS:  
**PRELIMINARY**

PROJECT ADDRESS:  
Feathertop Lodge, 14 Parallel St, Falls Creek

PROJECT CLIENT:  
Steven & Danielle Bond

DRAWN: KD  
CHECKED: KD  
SCALE: 1:100  
SHEET: A1

Roof Plan

NORTH  
DRAWING NO. WD008  
REVISION

18/09/2023 9:05:58 AM

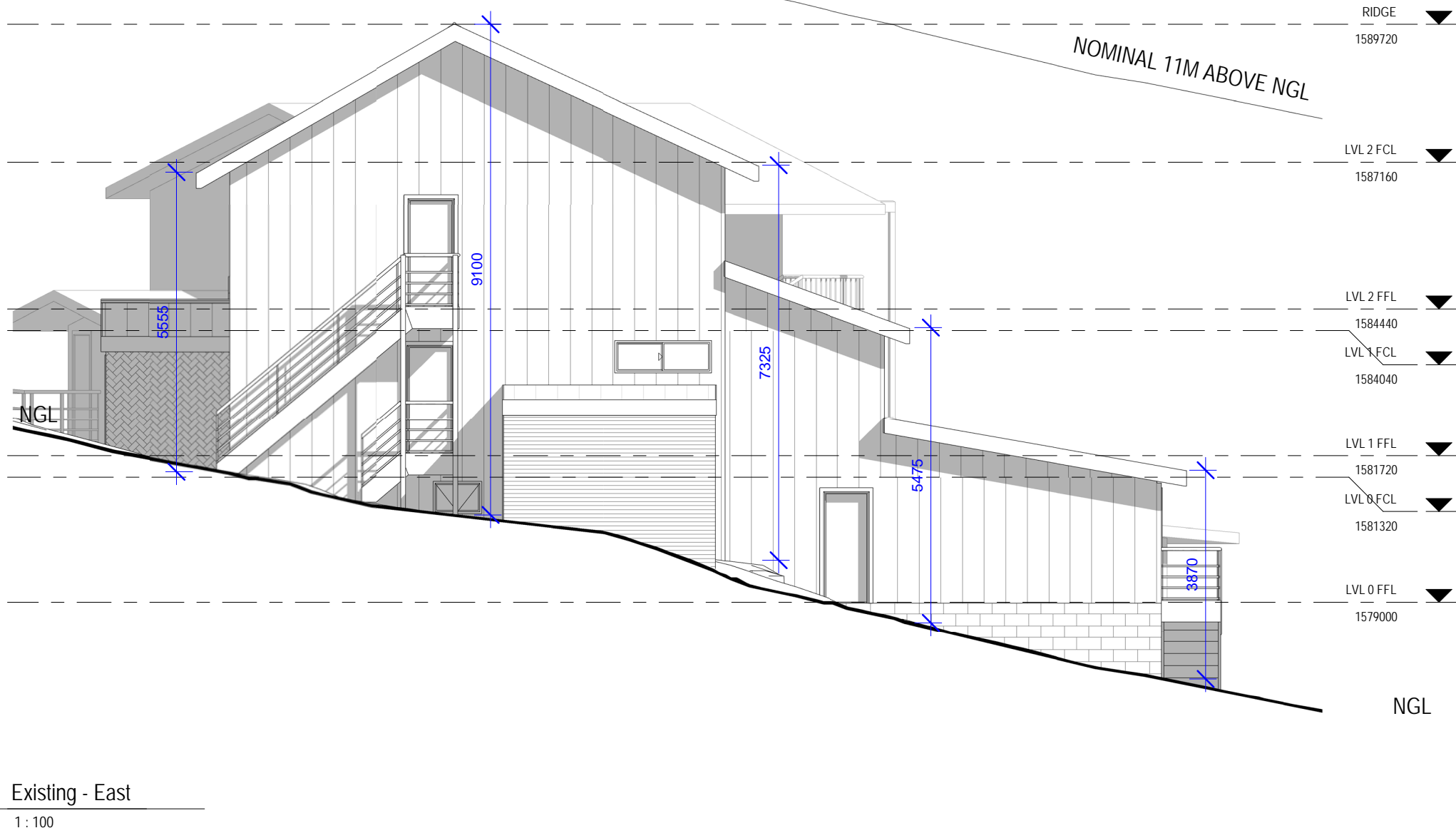


EXISTING CONDITIONS			
SITE AREA	694.6m²		
SITE COVERAGE	299.5m²	43.1%	
BUILDING FOOTPRINT	260.7m		
LEVEL 0	254.2m²		
LEVEL 1	189.3m²		
LEVEL 2	129.5m²		
DECK	15.8m²		
SHED	6.6m²		
TOTAL	595.4m²		

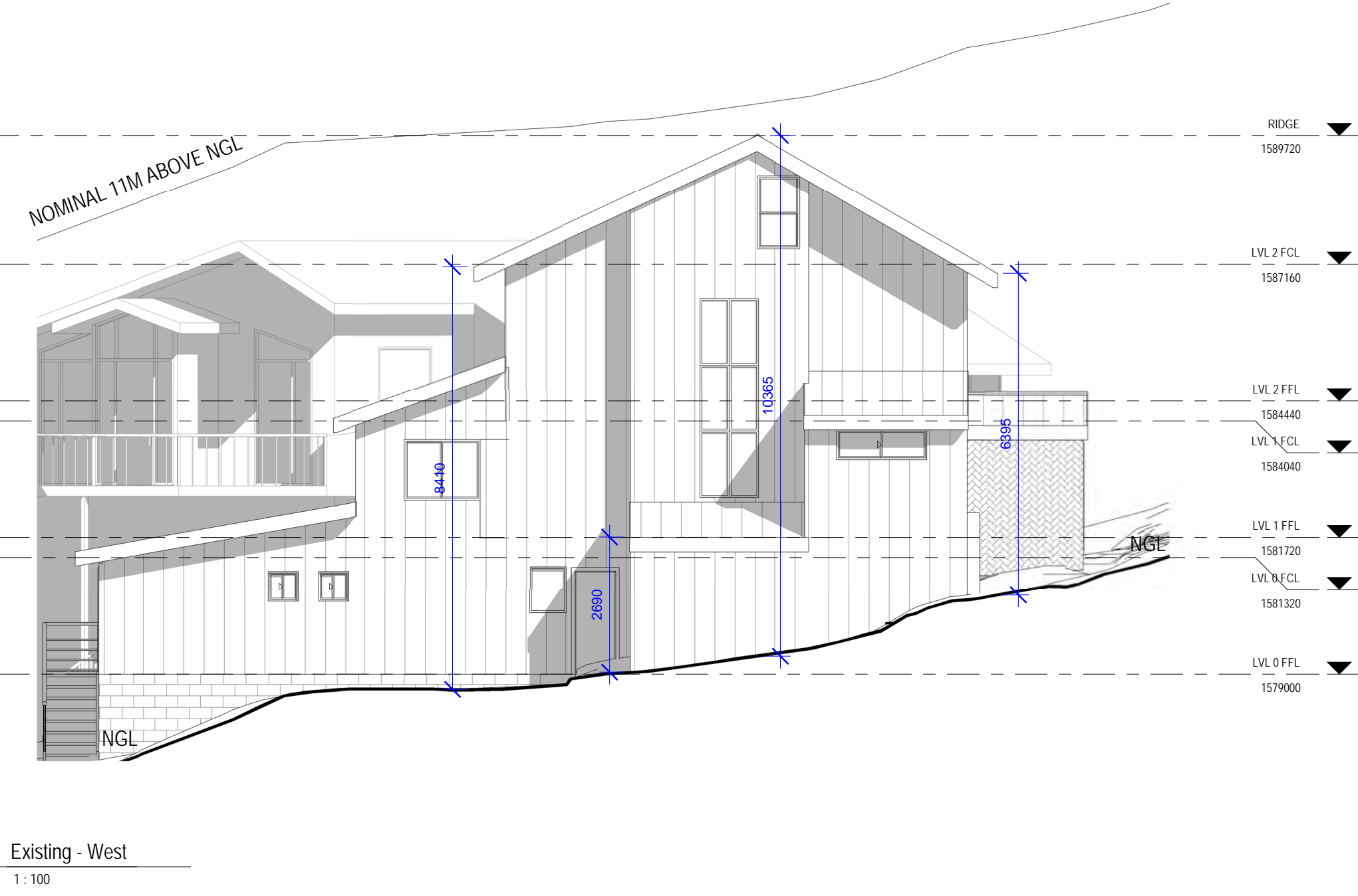
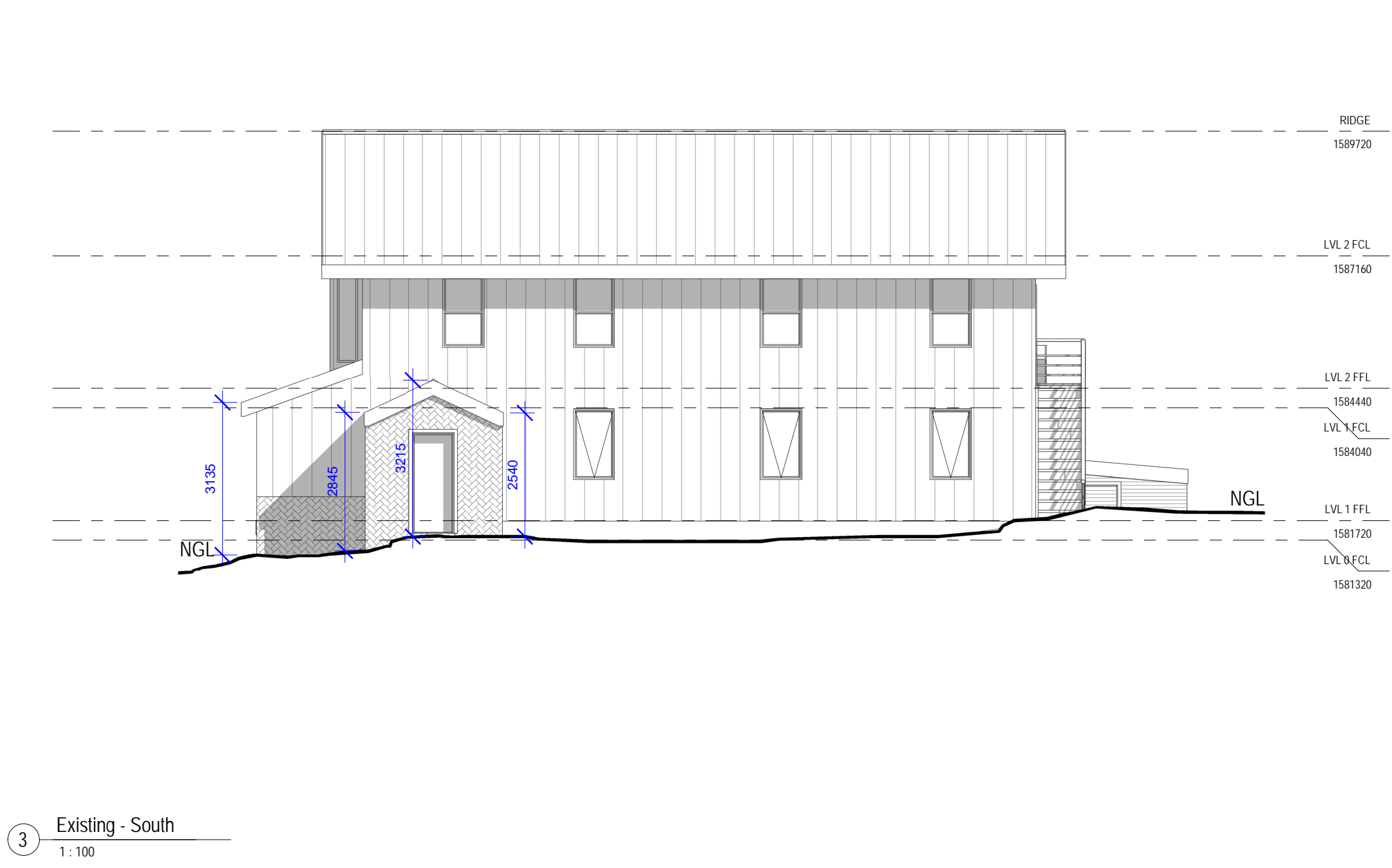
PROPOSED CONDITIONS			
SITE AREA	694.6m²		
SITE COVERAGE	288.6m²	41.5%	
BUILDING FOOTPRINT	257.9m²		
LEVEL 0	280.7m² (incl. balconies)		
LEVEL 1	287.2m² (incl. balconies)		
LEVEL 2	129.5m²		
TOTAL	697.4m²		



This copied document to be made available for the sole purpose of enabling its consideration and review as part of a planning process under the Planning and Environment Act 1987. The document must not be used for any purpose which may breach any copyright



ADVERTISED PLAN



NOTE:  
ALL HEIGHTS SHOWN ARE TO AUSTRALIAN HEIGHT DATUM (AHD) U.N.O.

GENERAL NOTES

1. ALL DIMENSIONS TO BE VERIFIED ON SITE PRIOR TO COMMENCEMENT OF WORKS.  
2. USE WRITTEN DIMENSIONS ONLY. DO NOT SCALE DRAWINGS.  
3. READ IN CONJUNCTION WITH OTHER DRAWINGS, SPECIFICATIONS & CONSULTANTS DOCUMENTATION.  
4. REFER ANY DISCREPANCIES IMMEDIATELY TO THE DESIGNER & AWAIT WRITTEN INSTRUCTION.

This document and any of the documents' information, ideas and concepts are the property of Go Design Pty Ltd and may not be used, copied or reproduced without express written permission. All rights reserved.  
ABN: 98 646 509 444

REGISTRATION INFORMATION

KYLE DAVENSON (DP: AD 62589)

GO DESIGN

Drafting + Project Management

P: 0448 915 812  
E: info@godesign.net.au  
W: godesign.net.au

PROJECT NO.: 23804

PROJECT: Proposed Extension & Alterations

PROJECT STATUS

PRELIMINARY

PROJECT ADDRESS

Feathertop Lodge, 14 Parallel St, Falls Creek

PROJECT CLIENT

Steven & Danielle Bond

DRAWN: KD  
CHECKED: KD  
SCALE: 1:100  
SHEET: A1

External Elevations - Existing

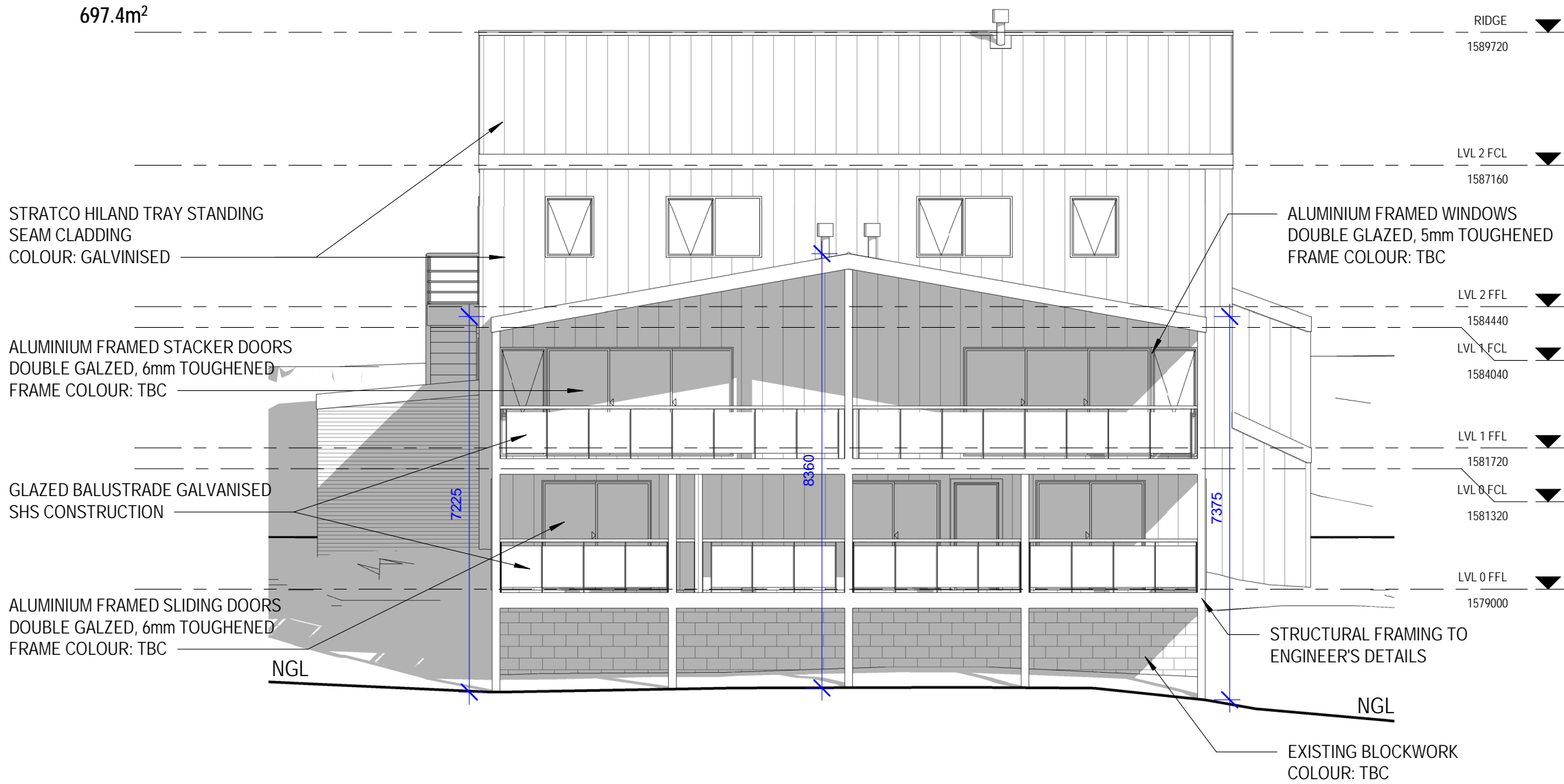
DRAWING NO. REVISION

WD009

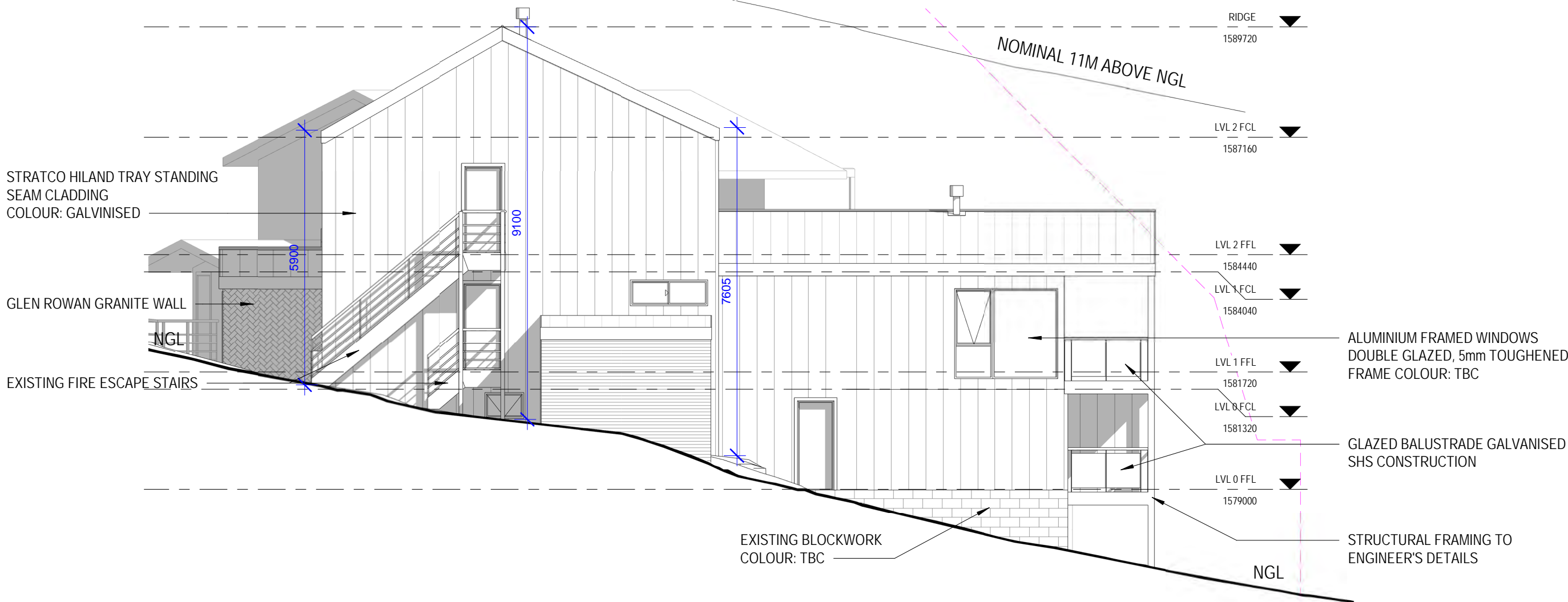


<b>EXISTING CONDITIONS</b>			
SITE AREA	694.6m <sup>2</sup>		
SITE COVERAGE	299.5m <sup>2</sup>	43.1%	
BUILDING FOOTPRINT	260.7m		
LEVEL 0	254.2m <sup>2</sup>		
LEVEL 1	189.3m <sup>2</sup>		
LEVEL 2	129.5m <sup>2</sup>		
DECK	15.8m <sup>2</sup>		
SHED	6.6m <sup>2</sup>		
TOTAL	595.4m <sup>2</sup>		

<b>PROPOSED CONDITIONS</b>			
SITE AREA	694.6m <sup>2</sup>		
SITE COVERAGE	288.6m <sup>2</sup>	41.5%	
BUILDING FOOTPRINT	257.9m <sup>2</sup>		
LEVEL 0	280.7m <sup>2</sup> (incl. balconies)		
LEVEL 1	287.2m <sup>2</sup> (incl. balconies)		
LEVEL 2	129.5m <sup>2</sup>		
TOTAL	697.4m <sup>2</sup>		

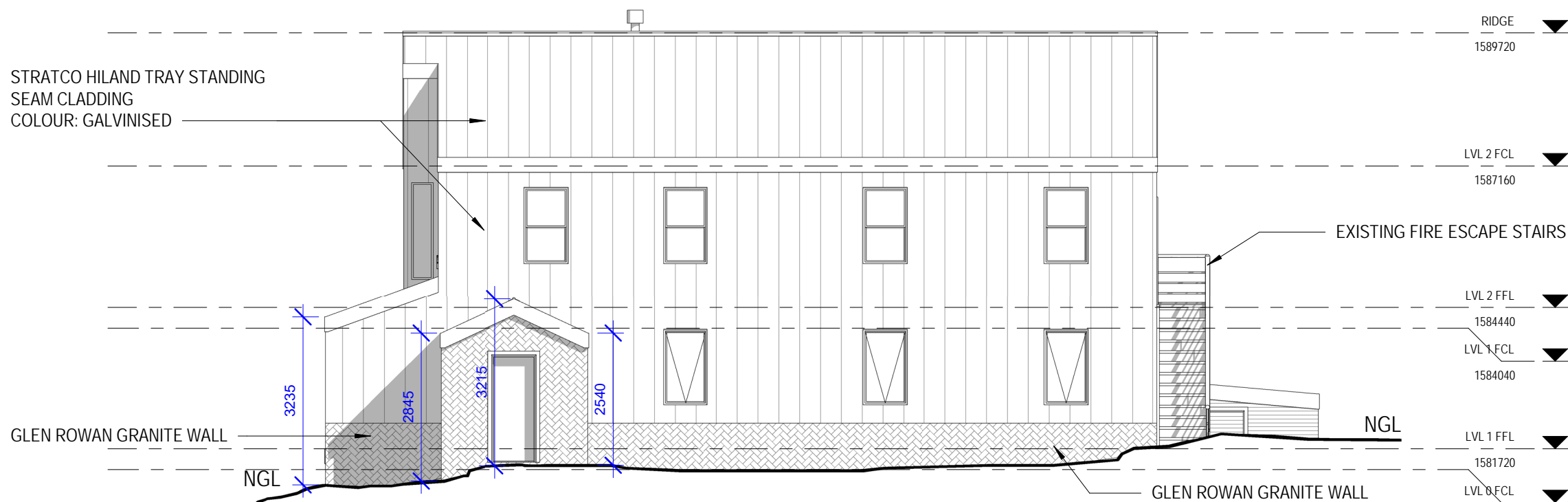


1 Proposed - North  
1 : 100

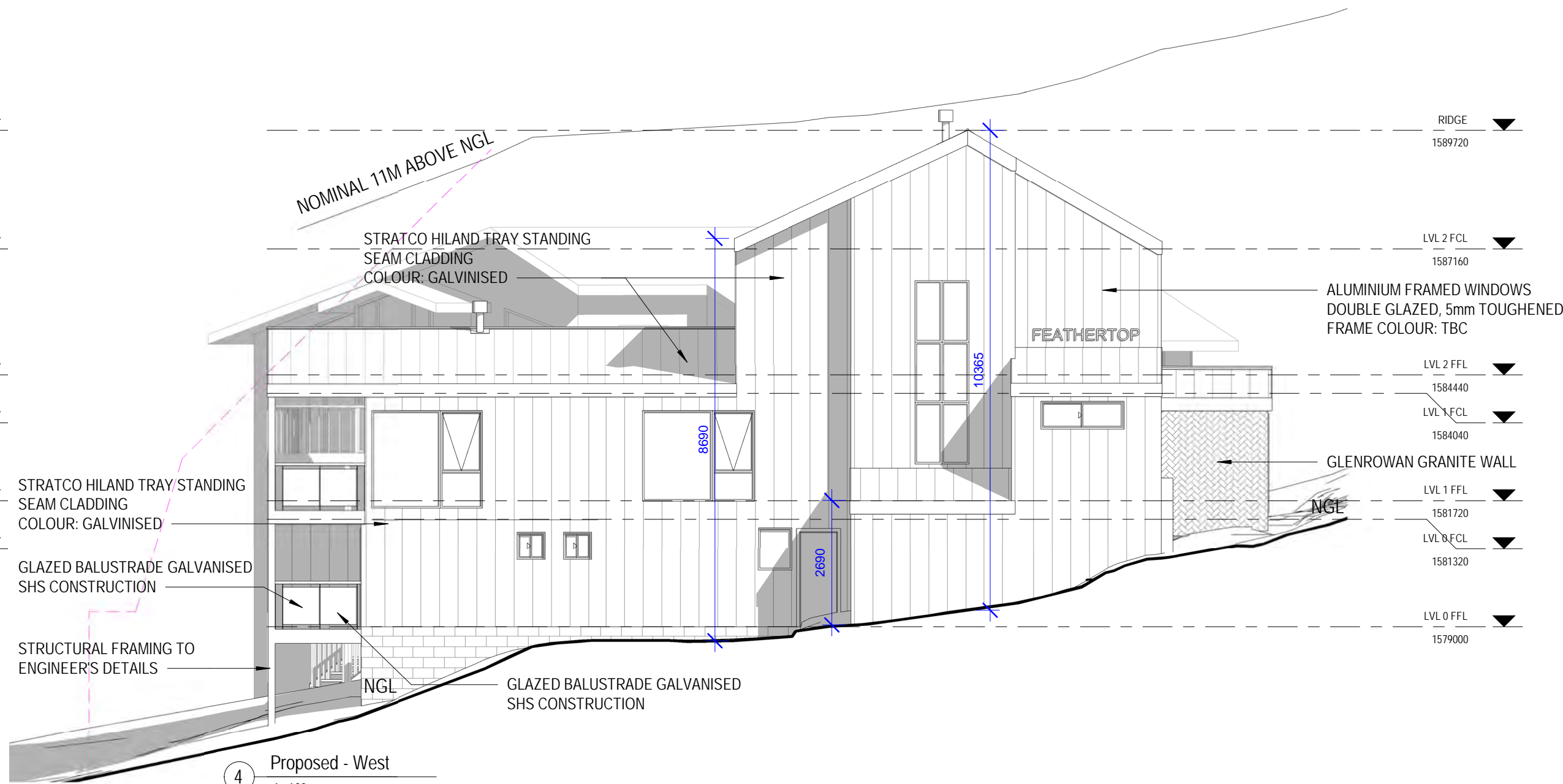


2 Proposed - East  
1 : 100

## ADVERTISED PLAN



3 Proposed - South  
1 : 100



4 Proposed - West  
1 : 100

**NOTE:**  
ALL HEIGHTS SHOWN ARE TO AUSTRALIAN HEIGHT DATUM (AHD) U.N.O.

**GENERAL NOTES**  
1. ALL DIMENSIONS TO BE VERIFIED ON SITE PRIOR TO COMMENCEMENT OF WORKS.  
2. USE WRITTEN DIMENSIONS ONLY. DO NOT SCALE DRAWINGS.  
3. READ IN CONJUNCTION WITH OTHER DRAWINGS, SPECIFICATIONS & CONSULTANTS DOCUMENTATION.  
4. REFER ANY DISCREPANCIES IMMEDIATELY TO THE DESIGNER & Awaiting WRITTEN INSTRUCTION.

This document and any of the documents' information, ideas and concepts are the property of Go Design Pty Ltd and may not be used, copied or reproduced without express written permission. All rights reserved.  
ADRS 18.040.509.444

**REGISTRATION INFORMATION**  
KYLE DAVIESON (DP-AD-82580)

**GO DESIGN**  
Drafting + Project Management

P: 0448 915 812  
E: info@godesign.net.au  
W: godesign.net.au

PROJECT NO.: 23804  
PROJECT: Proposed Extension & Alterations

PROJECT STATUS:  
**PRELIMINARY**

PROJECT ADDRESS:  
Feathertop Lodge, 14 Parallel St, Falls Creek

PROJECT CLIENT:  
Steven & Danielle Bond

DRAWN: KD  
CHECKED: KD  
SCALE: 1:100  
SHEET: A1

**External Elevations - Proposed**

DRAWING NO. REVISION

**WD010**



This copied document to be made available for the sole purpose of enabling its consideration and review as part of a planning process under the Planning and Environment Act 1987. The document must not be used for any purpose which may breach any copyright



ADVERTISED  
PLAN

- GENERAL NOTES
1. ALL DIMENSIONS TO BE VERIFIED ON SITE PRIOR TO COMMENCEMENT OF WORKS.
  2. USE WRITTEN DIMENSIONS ONLY. DO NOT SCALE DRAWINGS.
  3. READ IN CONJUNCTION WITH OTHER DRAWINGS, SPECIFICATIONS & CONSULTANTS DOCUMENTATION.
  4. REFER ANY DISCREPANCIES IMMEDIATELY TO THE DESIGNER & AWAIT WRITTEN INSTRUCTION.

This document and any of the documents' information, ideas and concepts are the property of Go Design Pty Ltd and may not be used, copied or reproduced without express written permission. All rights reserved.  
ADP, 18/04/2023 4:44

REGISTRATION INFORMATION  
KYLE DAVENSON (DP-AD-82580)

**GO DESIGN**  
Drafting + Project Management

P: 0448 915 812  
E: info@godesign.net.au  
W: godesign.net.au

PROJECT NO.: 23004  
PROJECT: Proposed Extension & Alterations

PROJECT STATUS  
**PRELIMINARY**

PROJECT ADDRESS  
Feathertop Lodge, 14 Parallel St, Falls Creek

PROJECT CLIENT  
Steven & Danielle Bond

DRAWN: KD CHECKED: KD SCALE: A1

SHEET  
Site Photos - Existing

DRAWING NO. REVISION

WD011



ADVERTISED  
PLAN



This copied document to be made available  
for the sole purpose of enabling  
its consideration and review as  
part of a planning process under the  
Planning and Environment Act 1987.  
The document must not be used for any  
purpose which may breach any  
copyright

GENERAL NOTES

1. ALL DIMENSIONS TO BE VERIFIED ON SITE PRIOR TO COMMENCEMENT OF WORKS.  
2. USE WRITTEN DIMENSIONS ONLY. DO NOT SCALE DRAWINGS.  
3. READ IN CONJUNCTION WITH OTHER DRAWINGS, SPECIFICATIONS & CONSULTANTS DOCUMENTATION.  
4. REFER ANY DISCREPANCIES IMMEDIATELY TO THE DESIGNER & AWAIT WRITTEN INSTRUCTION.

This document and any of the documents' information, plans and concepts are the property of Go Design Pty Ltd and may not be used, copied or reproduced without express written permission. All rights reserved.  
ADRS 18.040.500.444

REGISTRATION INFORMATION

KYLE DAVIESON (DP-AD-82580)

**GO**DESIGN  
Drafting + Project Management

P: 0448 915 812  
E: info@godesign.net.au  
W: godesign.net.au

PROJECT NO.: 23004  
PROJECT: Proposed Extension & Alterations

PROJECT STATUS  
**PRELIMINARY**

PROJECT ADDRESS  
Feathertop Lodge, 14 Parallel St, Falls Creek

PROJECT CLIENT  
Steven & Danielle Bond

DRAWN	CHECKED	SCALE	SITE
DD	KD		A1
SHEET			

Site Photos - Existing

DRAWING NO.	REVISION
WD012	



This copied document to be made available for the sole purpose of enabling its consideration and review as part of a planning process under the Planning and Environment Act 1987. The document must not be used for any purpose which may breach any copyright

ADVERTISED  
PLAN



BANOO SKI CLUB, SOUTHERN FACE - AS SEEN FROM PARALLEL STREET



BANOO SKI CLUB, WESTERN FACE - AS SEEN FROM SITE



CAREY LODGE, SOUTHERN FACE - AS SEEN FROM PARALLEL STREET



CAREY LODGE, NORTH-EASTERN FACE - AS SEEN FROM SITE

GENERAL NOTES

1. ALL DIMENSIONS TO BE VERIFIED ON SITE PRIOR TO COMMENCEMENT OF WORKS.
2. USE WRITTEN DIMENSIONS ONLY. DO NOT SCALE DRAWINGS.
3. READ IN CONJUNCTION WITH OTHER DRAWINGS, SPECIFICATIONS & CONSULTANTS DOCUMENTATION.
4. REFER ANY DISCREPANCIES IMMEDIATELY TO THE DESIGNER & AWAIT WRITTEN INSTRUCTION.

This document and any of the documents' information, ideas and concepts are the property of Go Design Pty Ltd and may not be used, copied or reproduced without express written permission. All rights reserved.  
ADRL 18.048.500.444

REGISTRATION INFORMATION

KYLE DAVIESON (DP-AD-82580)

**GO DESIGN**  
Drafting + Project Management

P: 0448 915 812  
E: info@godesign.net.au  
W: godesign.net.au

PROJECT NO:

23004

PROJECT:  
Proposed Extension & Alterations

PROJECT STATUS

**PRELIMINARY**

PROJECT ADDRESS  
Feathertop Lodge, 14 Parallel St, Falls Creek

PROJECT CLIENT  
Steven & Danielle Bond

DRAWN: KD  
CHECKED: KD  
SCALE: A1  
SHEET: A1

Site Photos - Neighbouring  
Buildings

DRAWING NO: WD013  
REVISION:



WD013



ADVERTISED  
PLAN



This copied document to be made available for the sole purpose of enabling its consideration and review as part of a planning process under the Planning and Environment Act 1987. The document must not be used for any purpose which may breach any copyright



- GENERAL NOTES
1. ALL DIMENSIONS TO BE VERIFIED ON SITE PRIOR TO COMMENCEMENT OF WORKS
  2. USE WRITTEN DIMENSIONS ONLY. DO NOT SCALE DRAWINGS.
  3. READ IN CONJUNCTION WITH OTHER DRAWINGS, SPECIFICATIONS & CONSULTANTS DOCUMENTATION
  4. REFER ANY DISCREPANCIES IMMEDIATELY TO THE DESIGNER & AWAIT WRITTEN INSTRUCTION

This document and any of the documents' information, ideas and concepts are the property of Go Design Pty Ltd and may not be used, copied or reproduced without express written permission. All rights reserved.  
ADP: 18/04/2024 5:04:44

REGISTRATION INFORMATION  
KYLE DAVISON (DP-AD-82580)

**GO DESIGN**  
Drafting + Project Management

P: 0448 915 812  
E: info@godesign.net.au  
W: godesign.net.au

PROJECT NO.:  
23004  
PROJECT:  
Proposed Extension & Alterations

PROJECT STATUS:  
**PRELIMINARY**

PROJECT ADDRESS:  
Feathertop Lodge, 14 Parallel St, Falls Creek

PROJECT CLIENT:  
Steven & Danielle Bond

DRAWN: KD  
CHECKED: KD  
SCALE: A1  
SHEET: A1

**Renders - Proposed**

DRAWING NO. REVISION

**WD014**



ADVERTISED  
PLAN



This copied document to be made available for the sole purpose of enabling its consideration and review as part of a planning process under the Planning and Environment Act 1987. The document must not be used for any purpose which may breach any copyright



GENERAL NOTES

1. ALL DIMENSIONS TO BE VERIFIED ON SITE PRIOR TO COMMENCEMENT OF WORKS.
2. USE WRITTEN DIMENSIONS ONLY. DO NOT SCALE DRAWINGS.
3. READ IN CONJUNCTION WITH OTHER DRAWINGS, SPECIFICATIONS & CONSULTANTS DOCUMENTATION.
4. REFER ANY DISCREPANCIES IMMEDIATELY TO THE DESIGNER & AWAIT WRITTEN INSTRUCTION.

This document and any of the documents' information, ideas and concepts are the property of Go Design Pty Ltd and may not be used, copied or reproduced without express written permission. All rights reserved.  
A010, 18/04/2023, 500 x 444

REGISTRATION INFORMATION  
KYLE DAVENSON (DP-AD-82580)

**GO DESIGN**  
Drafting + Project Management

P: 0448 915 812  
E: info@godesign.net.au  
W: godesign.net.au

PROJECT NO.: 23004  
PROJECT: Proposed Extension & Alterations

PROJECT STATUS  
**PRELIMINARY**

PROJECT ADDRESS  
Feathertop Lodge, 14 Parallel St, Falls Creek

PROJECT CLIENT  
Steven & Danielle Bond

DRAWN: KD  
CHECKED: KD  
SCALE: 1:50  
SHEET: A1

Renders - Proposed

DRAWING NO. WD015  
REVISION

WD015







ADVERTISED  
PLAN



WD017:1



WD017:2



WD017:3

This copied document to be made available  
for the sole purpose of enabling  
its consideration and review as  
part of a planning process under the  
Planning and Environment Act 1987.  
The document must not be used for any  
purpose which may breach any  
copyright



WD017:4



WD017:5

GENERAL NOTES

1. ALL DIMENSIONS TO BE VERIFIED ON SITE PRIOR TO COMMENCEMENT OF WORKS.
2. USE WRITTEN DIMENSIONS ONLY. DO NOT SCALE DRAWINGS.
3. READ IN CONJUNCTION WITH OTHER DRAWINGS, SPECIFICATIONS & CONSULTANTS DOCUMENTATION.
4. REFER ANY DISCREPANCIES IMMEDIATELY TO THE DESIGNER & AWAIT WRITTEN INSTRUCTION.

This document and any of the documents' information, ideas and concepts are the property of Go Design Pty Ltd and may not be used, copied or reproduced without express written permission. All rights reserved.  
ADP: 18/04/2023 4:44

REGISTRATION INFORMATION

KYLE DAVISON (DP: AD 82580)

**GO DESIGN**  
Drafting + Project Management

P: 0448 915 812  
E: info@godesign.net.au  
W: godesign.net.au

PROJECT NO.: 23004  
PROJECT: Proposed Extension & Alterations

PROJECT STATUS  
**PRELIMINARY**

PROJECT ADDRESS  
Feathertop Lodge, 14 Parallel St, Falls Creek

PROJECT CLIENT  
Steven & Danielle Bond

DRAWN: KD  
CHECKED: KD  
SCALE: A1  
SHEET: 1  
View Lines - Neighbouring Buildings

DRAWING NO. REVISION

WD017



ADVERTISED  
PLAN



WD018:1



WD018:2

This copied document to be made available for the sole purpose of enabling its consideration and review as part of a planning process under the Planning and Environment Act 1987. The document must not be used for any purpose which may breach any copyright



WD018:3



WD018:4

GENERAL NOTES

1. ALL DIMENSIONS TO BE VERIFIED ON SITE PRIOR TO COMMENCEMENT OF WORKS  
2. USE WRITTEN DIMENSIONS ONLY. DO NOT SCALE DRAWINGS.  
3. READ IN CONJUNCTION WITH OTHER DRAWINGS, SPECIFICATIONS & CONSULTANTS DOCUMENTATION  
4. REFER ANY DISCREPANCIES IMMEDIATELY TO THE DESIGNER & AWAIT WRITTEN INSTRUCTION

This document and any of the documents' information, ideas and concepts are the property of Go Design Pty Ltd and may not be used, copied or reproduced without express written permission. All rights reserved.  
ADRS 18.040.500.444

REGISTRATION INFORMATION

KYLE DAVIDSON (DP-AD-82580)

GO

DESIGN

Drafting + Project Management

P: 0448 915 812  
E: info@godesign.net.au  
W: godesign.net.au

PROJECT NO.: 23804

PROJECT: Proposed Extension & Alterations

PROJECT STATUS

PRELIMINARY

PROJECT ADDRESS  
Feathertop Lodge, 14 Parallel St, Falls Creek

PROJECT CLIENT  
Steven & Danielle Bond

DRAWN	CHECKED	SCALE	SIZE
DD	KD		A1

SHEET

View Lines - Neighbouring Buildings

DRAWING NO.	REVISION
WD018	





WD019:1



WD019:3



WD019:5



WD019:2



WD019:4



WD019:6

ADVERTISED  
PLAN

This copied document to be made available  
for the sole purpose of enabling  
its consideration and review as  
part of a planning process under the  
Planning and Environment Act 1987.  
The document must not be used for any  
purpose which may breach any  
copyright

GENERAL NOTES

1. ALL DIMENSIONS TO BE VERIFIED ON SITE PRIOR TO COMMENCEMENT OF WORKS
2. USE WRITTEN DIMENSIONS ONLY. DO NOT SCALE DRAWINGS.
3. READ IN CONJUNCTION WITH OTHER DRAWINGS, SPECIFICATIONS & CONSULTANTS DOCUMENTATION
4. REFER ANY DISCREPANCIES IMMEDIATELY TO THE DESIGNER & AWAIT WRITTEN INSTRUCTION

This document and any of the documents' information, ideas and concepts are the property of Go Design Pty Ltd and may not be used, copied or reproduced without express written permission. All rights reserved.  
ADP: 18.046.509.444

REGISTRATION INFORMATION  
KYLE DAVENSON (DP: AD 62580)

**GO DESIGN**  
Drafting + Project Management

P: 0448 915 812  
E: info@godesign.net.au  
W: godesign.net.au

PROJECT NO.:  
23004  
PROJECT:  
Proposed Extension & Alterations

PROJECT STATUS  
**PRELIMINARY**

PROJECT ADDRESS  
Feathertop Lodge, 14 Parallel St, Falls Creek

PROJECT CLIENT  
Steven & Danielle Bond

DRAWN: DD  
CHECKED: KD  
SHEET: 23004  
SCALE: A1  
Sight Lines

DRAWING NO. REVISION

WD019