

SYDNEY RD

511-537 SYDNEY ROAD, COBURG

TOWN PLANNING

28/02/2024

ARCHITECTURAL DRAWING SCHEDULE			
DRAWING NUMBER	DRAWING TITLE	STATUS	REV
TP 0-000	COVER PAGE		3
TP 0-102	SITE PLAN - PROPOSED		3
TP 1-102	LEVEL 00 GROUND FLOOR PLAN		3
TP 1-102b	LEVEL 00 GROUND FLOOR PLAN - PAO CONDITION		3
TP 1-103	LEVEL 01 PLAN		3
TP 1-104	LEVEL 02 PLAN		3
TP 1-105	LEVEL 03 PLAN		3
TP 1-106	LEVEL 04 PLAN		3
TP 1-107	LEVEL 05 PLAN		3
TP 1-108	LEVEL 06 PLAN		3
TP 1-109	LEVEL 07 PLAN		3
TP 1-110	LEVEL 08 PLAN		3
TP 1-111	LEVEL 09 PLAN		3
TP 1-112	LEVEL 10 PLAN		3
TP 1-113	LEVEL 11 PLAN		3
TP 1-114	LEVEL 12 PLAN		3
TP 1-115	LEVEL 13 PLAN		3
TP 1-116	LEVEL 14 PLAN		3
TP 1-117	LEVEL 15 PLAN		3
TP 1-118	ROOF		3
TP 2-101	NORTH ELEVATION		3
TP 2-102	EAST ELEVATION		3
TP 2-103	SOUTH ELEVATION		3
TP 2-104	WEST ELEVATION		3
TP 2-105	COURTYARD- SOUTH ELEVATION		3
TP 2-106	COURTYARD- NORTH ELEVATION		3
TP 3-101	SECTION AA		3
TP 3-102	SECTION BB		3
TP 3-103	SECTION CC		3
TP 4-102	BADS COMPLIANCE PLAN_ 1 BED APARTMENTS		3
TP 4-109	BADS COMPLIANCE PLAN_ 2 BED APARTMENTS		3
TP 4-110	BADS COMPLIANCE PLAN_ 2 BED APARTMENTS		3
TP 4-111	BADS COMPLIANCE PLAN_ 2 BED APARTMENTS		3
TP 4-112	BADS COMPLIANCE PLAN_ 3 BED APARTMENTS		3
TP 4-113	BADS COMPLIANCE PLAN_ 3 BED APARTMENTS		3
TP 4-114	BADS COMPLIANCE PLAN_ 3 BED APARTMENTS		3
TP 9-101	EXTERNAL FINISHES SCHEDULE		3
TP 9-102	EXTERNAL FINISHES SCHEDULE		3
TP 9-110	DEVELOPMENT SCHEDULES		3
TP 10-101	SHADOW DIAGRAMS 9AM SEPT 23		3
TP 10-102	SHADOW DIAGRAMS 10AM SEPT 23		3
TP 10-103	SHADOW DIAGRAMS 11AM SEPT 23		3
TP 10-104	SHADOW DIAGRAMS 12PM SEPT 23		3
TP 10-105	SHADOW DIAGRAMS 1PM SEPT 23		3
TP 10-106	SHADOW DIAGRAMS 2PM SEPT 23		3
TP 10-107	SHADOW DIAGRAMS 3PM SEPT 23		3
46			

ADVERTISED
PLAN

LEGENDS

SYSTEM CODES & TAGS

This copied document to be made available
for the sole purpose of enabling
its consideration and review as
part of a planning process under the
Planning and Environment Act 1987.
The document must not be used for any
purpose which may breach any
copyright

GENERAL NOTES

THIS DRAWING SHOULD BE READ IN CONJUNCTION WITH ALL RELEVANT CONTRACTS, SPECIFICATIONS AND DRAWINGS.

COPYRIGHT OF THIS DRAWING IS VESTED IN THE ARCHITECTS.

DIMENSIONS ARE IN MILLIMETRES AND LEVELS ARE IN METRES.

DO NOT SCALE OFF DRAWINGS.

USE FIGURED DIMENSIONS ONLY. CHECK AND VERIFY ALL DIMENSIONS ON SITE PRIOR TO COMMENCING WORK.

TeamFox of E-Data Terms and Conditions:
<http://www.teamfox.com.au/2018/08/01/e-data-terms-and-conditions-of-our-portal/>

ADVERTISED
PLAN

REV DATE DESCRIPTION

1	22/12/2023	PRELIMINARY DTP SUBMISSION
2	15/02/2024	DRAFT DTP SUBMISSION
3	28/02/2024	FORMAL DTP SUBMISSION

CLIENT

ASSEMBLE

PROJECT

SYDNEY RD
511-537 SYDNEY ROAD, COBURG

DRAWING TITLE

SITE PLAN - EXISTING

DATE

FEB 2024

CHECKED

LW

APPROVED

CB

SCALE

1 : 500

@A1

0 2.5 5 10 15 25m

STATUS

TOWN PLANNING

PROJECT #

22-076

DRAWING NUMBER

TP 0-101

REVISION

3

Jackson
Clements
Burrows
Architects

COPYRIGHT
Jackson Clements Burrows
Pty Ltd Architects
345 SWAN STREET, RICHMOND VIC 3121
T +613 9854 6227 jcba.com.au





GENERAL NOTES
THIS DRAWING SHOULD BE READ IN CONJUNCTION WITH ALL RELEVANT CONTRACTS, SPECIFICATIONS AND DRAWINGS.
COPYRIGHT OF THIS DRAWING IS VESTED IN THE ARCHITECTS.
DIMENSIONS ARE IN MILLIMETRES AND LEVELS ARE IN METRES.
DO NOT SCALE OFF DRAWINGS.
USE FIGURED DIMENSIONS ONLY. CHECK AND VERIFY ALL DIMENSIONS ON SITE PRIOR TO COMMENCING WORK.

TeamFox of E-Data Terms and Conditions:
<https://www.teamfox.com.au/terms-and-conditions>

ADVERTISED
PLAN

This copied document to be made available for the sole purpose of enabling its consideration and review as part of a planning process under the Planning and Environment Act 1987. The document must not be used for any purpose which may breach any copyright

REV	DATE	DESCRIPTION
1	22/12/2023	PRELIMINARY DTP SUBMISSION
2	15/02/2024	DRAFT DTP SUBMISSION
3	28/02/2024	FORMAL DTP SUBMISSION

CLIENT
ASSEMBLE

PROJECT
SYDNEY RD
511-537 SYDNEY ROAD, COBURG

DRAWING TITLE
SITE PLAN - PROPOSED

DATE FEB 2024	CHECKED LW	APPROVED CB
-------------------------	----------------------	-----------------------

SCALE
1 : 500
@A1
0 2.5 5 10 15 25m

STATUS
TOWN PLANNING

DRAWING NUMBER
TP 0-102

PROJECT #
22-076

REVISION
3

Jackson
Clements
Burrows
Architects

COPYRIGHT
Jackson Clements Burrows
Pty Ltd Architects
345 SWAN STREET, RICHMOND VIC 3121
T +613 9854 6227 jcba.com.au





GENERAL NOTES
THIS DRAWING SHOULD BE READ IN CONJUNCTION WITH ALL RELEVANT CONTRACTS, SPECIFICATIONS AND DRAWINGS.
COPYRIGHT OF THIS DRAWING IS VESTED IN THE ARCHITECTS.
DIMENSIONS ARE IN MILLIMETRES AND LEVELS ARE IN METRES.
DO NOT SCALE OFF DRAWINGS.
USE FIGURED DIMENSIONS ONLY. CHECK AND VERIFY ALL DIMENSIONS ON SITE PRIOR TO COMMENCING WORK.

This copied document to be made available for the sole purpose of enabling its consideration and review as part of a planning process under the Planning and Environment Act 1987. The document must not be used for any purpose which may breach any copyright

REV	DATE	DESCRIPTION
1	22/12/2023	PRELIMINARY DTP SUBMISSION
2	15/02/2024	DRAFT DTP SUBMISSION
3	28/02/2024	FORMAL DTP SUBMISSION

CLIENT
ASSEMBLE

PROJECT
**SYDNEY RD
511-537 SYDNEY ROAD, COBURG**

DRAWING TITLE
LEVEL 00 GROUND FLOOR PLAN

DATE
FEB 2024

CHECKED
LW

APPROVED
CB

SCALE
1 : 200

STATUS
TOWN PLANNING

DRAWING NUMBER
TP 1-102

PROJECT #
22-076

REVISION
3

Jackson
Clements
Burrows
Architects

COPYRIGHT
Jackson Clements Burrows
Pty Ltd Architects
345 SWAN STREET, RICHMOND VIC 3121
T +613 9854 6227 jcba.com.au



GENERAL NOTES
THIS DRAWING SHOULD BE READ IN CONJUNCTION WITH ALL RELEVANT CONTRACTS, SPECIFICATIONS AND DRAWINGS.
COPYRIGHT OF THIS DRAWING IS VESTED IN THE ARCHITECTS.
DIMENSIONS ARE IN MILLIMETRES AND LEVELS ARE IN METRES.
DO NOT SCALE OFF DRAWINGS.
USE FIGURED DIMENSIONS ONLY. CHECK AND VERIFY ALL DIMENSIONS ON SITE PRIOR TO COMMENCING WORK.

This copied document to be made available for the sole purpose of enabling its consideration and review as part of a planning process under the Planning and Environment Act 1987. The document must not be used for any purpose which may breach any copyright

REV	DATE	DESCRIPTION
1	22/12/2023	PRELIMINARY DTP SUBMISSION
2	15/02/2024	DRAFT DTP SUBMISSION
3	28/02/2024	FORMAL DTP SUBMISSION

CLIENT
ASSEMBLE

PROJECT
**SYDNEY RD
511-537 SYDNEY ROAD, COBURG**

DRAWING TITLE
**LEVEL 00 GROUND FLOOR PLAN -
PAO CONDITION**

DATE
FEB 2024

CHECKED
LW

APPROVED
GB

SCALE
1 : 200

STATUS
TOWN PLANNING

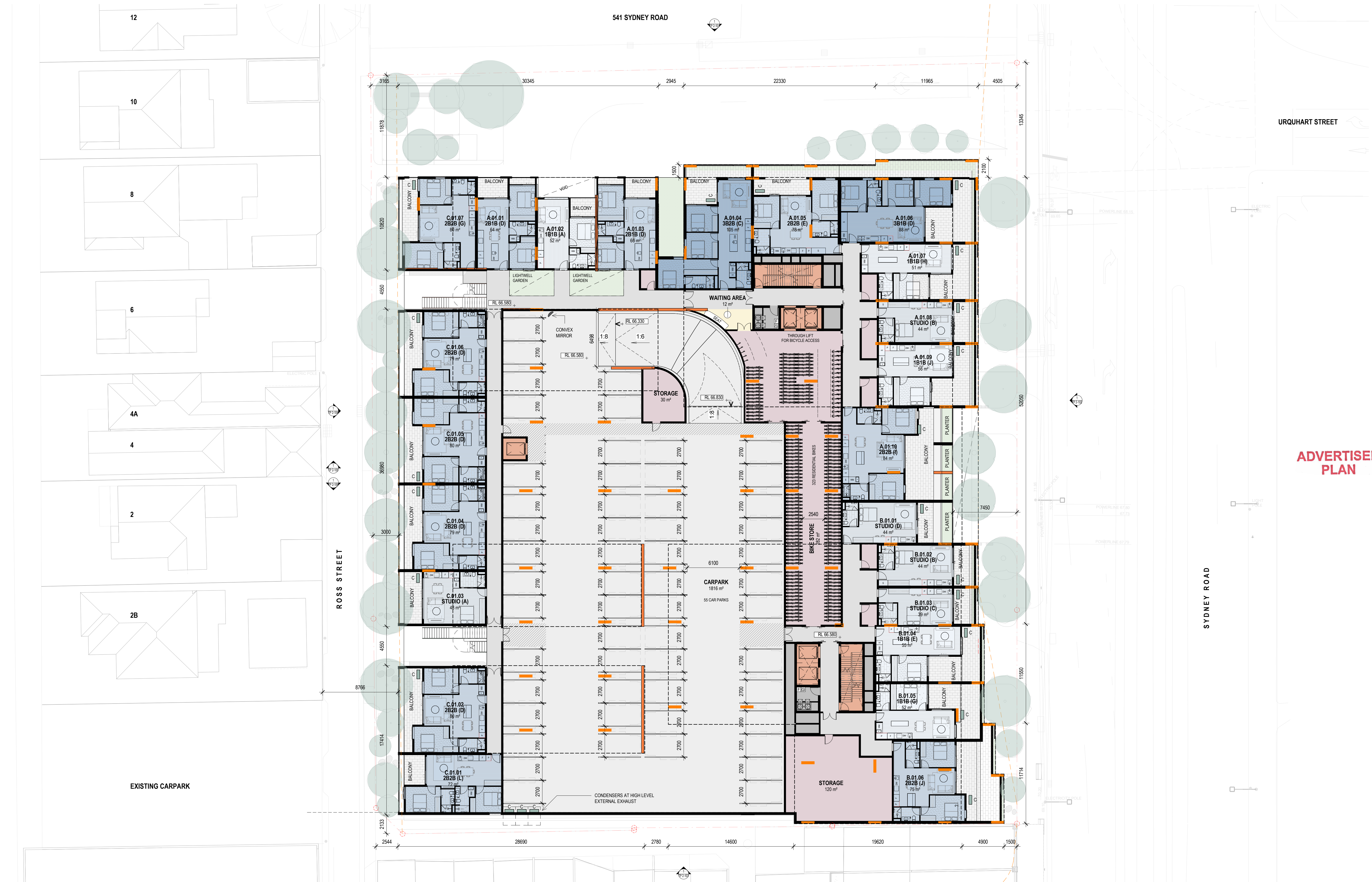
DRAWING NUMBER
TP 1-102b

PROJECT #
22-076

REVISION
3

Jackson
Clements
Burrows
Architects

COPYRIGHT
Jackson Clements Burrows
Pty Ltd Architects
345 SWAN STREET, RICHMOND VIC 3121
T +613 9854 6227 jcba.com.au



GENERAL NOTES
THIS DRAWING SHOULD BE READ IN CONJUNCTION WITH ALL RELEVANT CONTRACTS, SPECIFICATIONS AND DRAWINGS.
COPYRIGHT OF THIS DRAWING IS VESTED IN THE ARCHITECTS.
DIMENSIONS ARE IN MILLIMETRES AND LEVELS ARE IN METRES.
DO NOT SCALE OFF DRAWINGS.
USE FIGURED DIMENSIONS ONLY. CHECK AND VERIFY ALL DIMENSIONS ON SITE PRIOR TO COMMENCING WORK.

This copied document to be made available for the sole purpose of enabling its consideration and review as part of a planning process under the Planning and Environment Act 1987. The document must not be used for any purpose which may breach any copyright

REV	DATE	DESCRIPTION
1	22/12/2023	PRELIMINARY DTP SUBMISSION
2	15/02/2024	DRAFT DTP SUBMISSION
3	28/02/2024	FORMAL DTP SUBMISSION

CLIENT
ASSEMBLE

PROJECT
**SYDNEY RD
511-537 SYDNEY ROAD, COBURG**

DRAWING TITLE
LEVEL 01 PLAN

DATE
FEB 2024

CHECKED
LW

APPROVED
CB

SCALE
1:200

STATUS
TOWN PLANNING

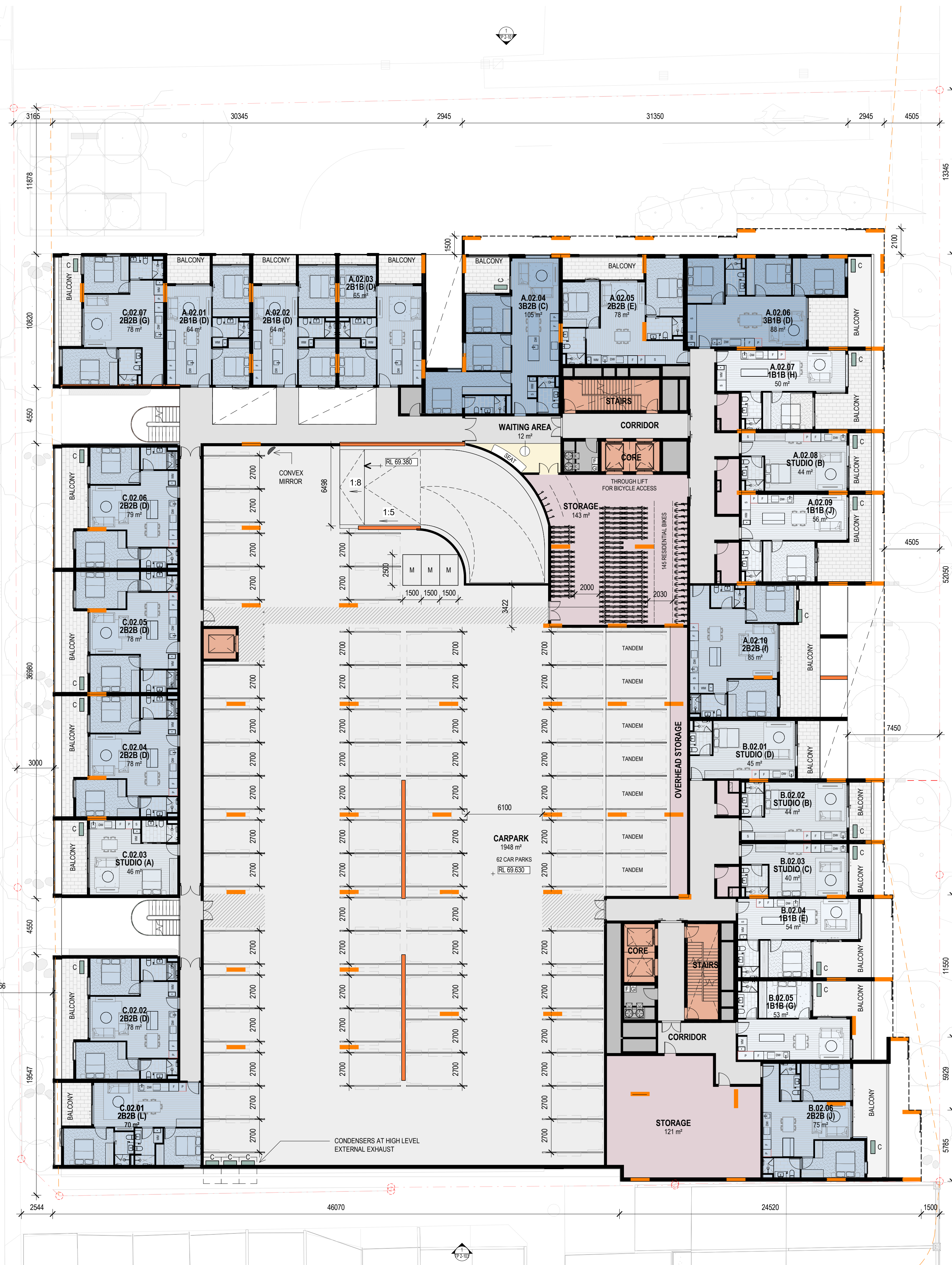
DRAWING NUMBER
TP 1-103

PROJECT #
22-076

REVISION
3

Jackson Clements Burrows Architects

COPYRIGHT
Jackson Clements Burrows Pty Ltd Architects
345 SWAN STREET, RICHMOND VIC 3121
T +613 9854 6227 jcba.com.au



URQUHART STREET

ADVERTISED
PLAN

SYDNEY ROAD

ROSS STREET

GENERAL NOTES
THIS DRAWING SHOULD BE READ IN CONJUNCTION WITH ALL RELEVANT CONTRACTS, SPECIFICATIONS AND DRAWINGS.
COPYRIGHT OF THIS DRAWING IS VESTED IN THE ARCHITECTS.
DIMENSIONS ARE IN MILLIMETRES AND LEVELS ARE IN METRES.
DO NOT SCALE OFF DRAWINGS.
USE FIGURED DIMENSIONS ONLY. CHECK AND VERIFY ALL DIMENSIONS ON SITE PRIOR TO COMMENCING WORK.

This copied document to be made available for the sole purpose of enabling its consideration and review as part of a planning process under the Planning and Environment Act 1987. The document must not be used for any purpose which may breach any copyright

REV	DATE	DESCRIPTION
1	22/12/2023	PRELIMINARY DTP SUBMISSION
2	15/02/2024	DRAFT DTP SUBMISSION
3	28/02/2024	FORMAL DTP SUBMISSION

CLIENT
ASSEMBLE

PROJECT
**SYDNEY RD
511-537 SYDNEY ROAD, COBURG**

DRAWING TITLE
LEVEL 02 PLAN

DATE
FEB 2024

CHECKED
LW

APPROVED
CB

SCALE
1 : 200

@A1

STATUS
TOWN PLANNING

DRAWING NUMBER
TP 1-104

PROJECT #
22-076

REVISION
3

Jackson
Clements
Burrows
Architects

COPYRIGHT
Jackson Clements Burrows
Pty Ltd Architects
345 SWAN STREET, RICHMOND VIC 3121
T +613 9654 6227 jcba.com.au



GENERAL NOTES
THIS DRAWING SHOULD BE READ IN CONJUNCTION WITH ALL RELEVANT CONTRACTS, SPECIFICATIONS AND DRAWINGS.
COPYRIGHT OF THIS DRAWING IS VESTED IN THE ARCHITECTS.
DIMENSIONS ARE IN MILLIMETRES AND LEVELS ARE IN METRES.
DO NOT SCALE OFF DRAWINGS.
USE FIGURED DIMENSIONS ONLY. CHECK AND VERIFY ALL DIMENSIONS ON SITE PRIOR TO COMMENCING WORK.

This copied document to be made available for the sole purpose of enabling its consideration and review as part of a planning process under the Planning and Environment Act 1987. The document must not be used for any purpose which may breach any copyright

REV	DATE	DESCRIPTION
1	22/12/2023	PRELIMINARY DTP SUBMISSION
2	15/02/2024	DRAFT DTP SUBMISSION
3	28/02/2024	FORMAL DTP SUBMISSION

CLIENT
ASSEMBLE

PROJECT
SYDNEY RD
511-537 SYDNEY ROAD, COBURG

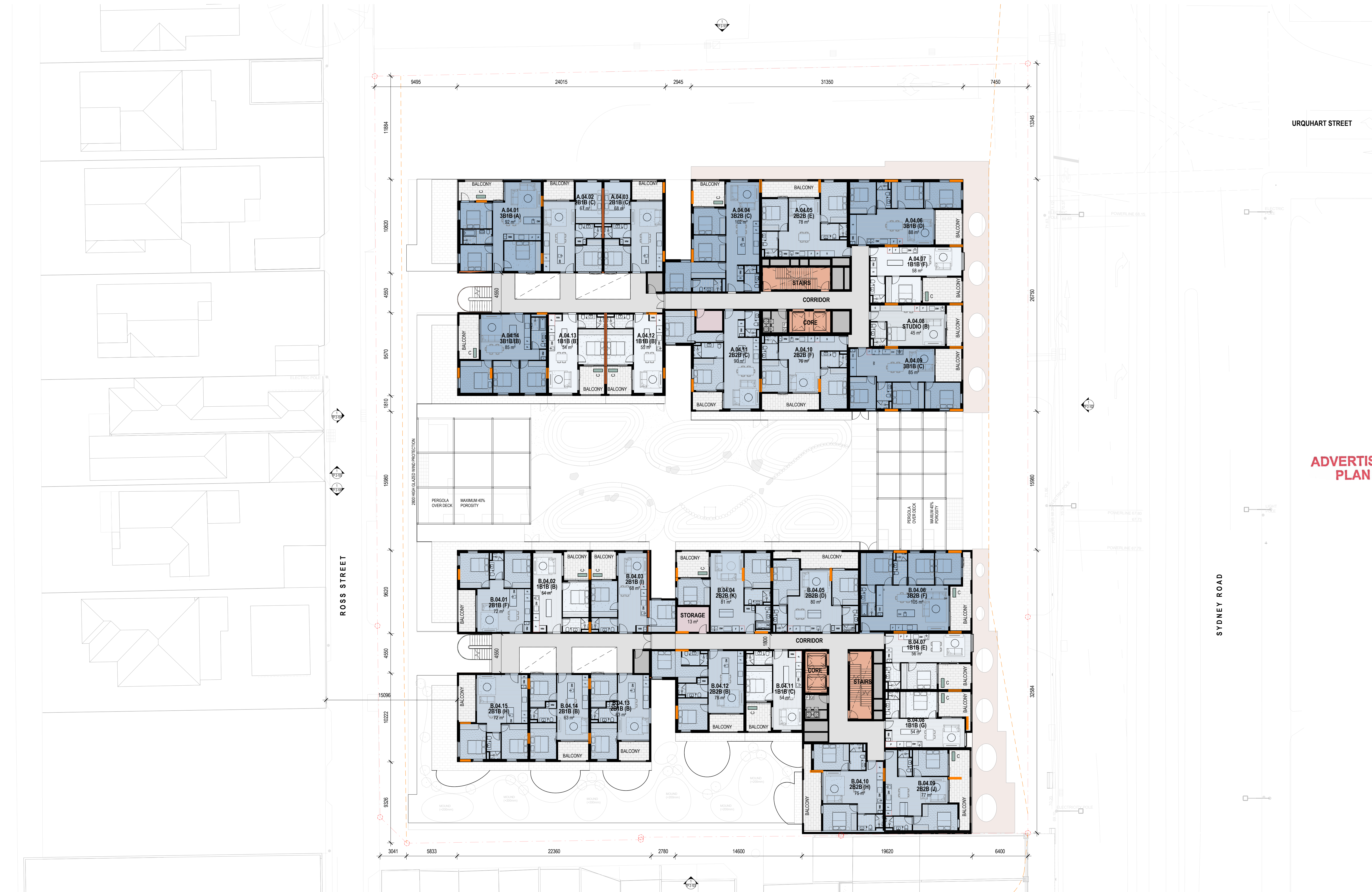
DRAWING TITLE
LEVEL 03 PLAN

DATE
FEB 2024
CHECKED
LW
APPROVED
CB

SCALE
1 : 200
@A1
0 1 2 4 6 10m
STATUS
TOWN PLANNING
DRAWING NUMBER
TP 1-105
PROJECT #
22-076
REVISION
3

Jackson
Clements
Burrows
Architects

COPYRIGHT
Jackson Clements Burrows
Pty Ltd Architects
345 SWAN STREET, RICHMOND VIC 3121
T +613 9854 6227 jcba.com.au



GENERAL NOTES
THIS DRAWING SHOULD BE READ IN CONJUNCTION WITH ALL RELEVANT CONTRACTS, SPECIFICATIONS AND DRAWINGS.
COPYRIGHT OF THIS DRAWING IS VESTED IN THE ARCHITECTS.
DIMENSIONS ARE IN MILLIMETRES AND LEVELS ARE IN METRES.
DO NOT SCALE OFF DRAWINGS.
USE FIGURED DIMENSIONS ONLY. CHECK AND VERIFY ALL DIMENSIONS ON SITE PRIOR TO COMMENCING WORK.

This copied document to be made available for the sole purpose of enabling its consideration and review as part of a planning process under the Planning and Environment Act 1987. The document must not be used for any purpose which may breach any copyright

REV	DATE	DESCRIPTION
1	22/12/2023	PRELIMINARY DTP SUBMISSION
2	15/02/2024	DRAFT DTP SUBMISSION
3	28/02/2024	FORMAL DTP SUBMISSION

CLIENT
ASSEMBLE

PROJECT
**SYDNEY RD
511-537 SYDNEY ROAD, COBURG**

DRAWING TITLE
LEVEL 04 PLAN

DATE
FEB 2024

CHECKED
LW

APPROVED
CB

SCALE
1 : 200

@A1

STATUS
TOWN PLANNING

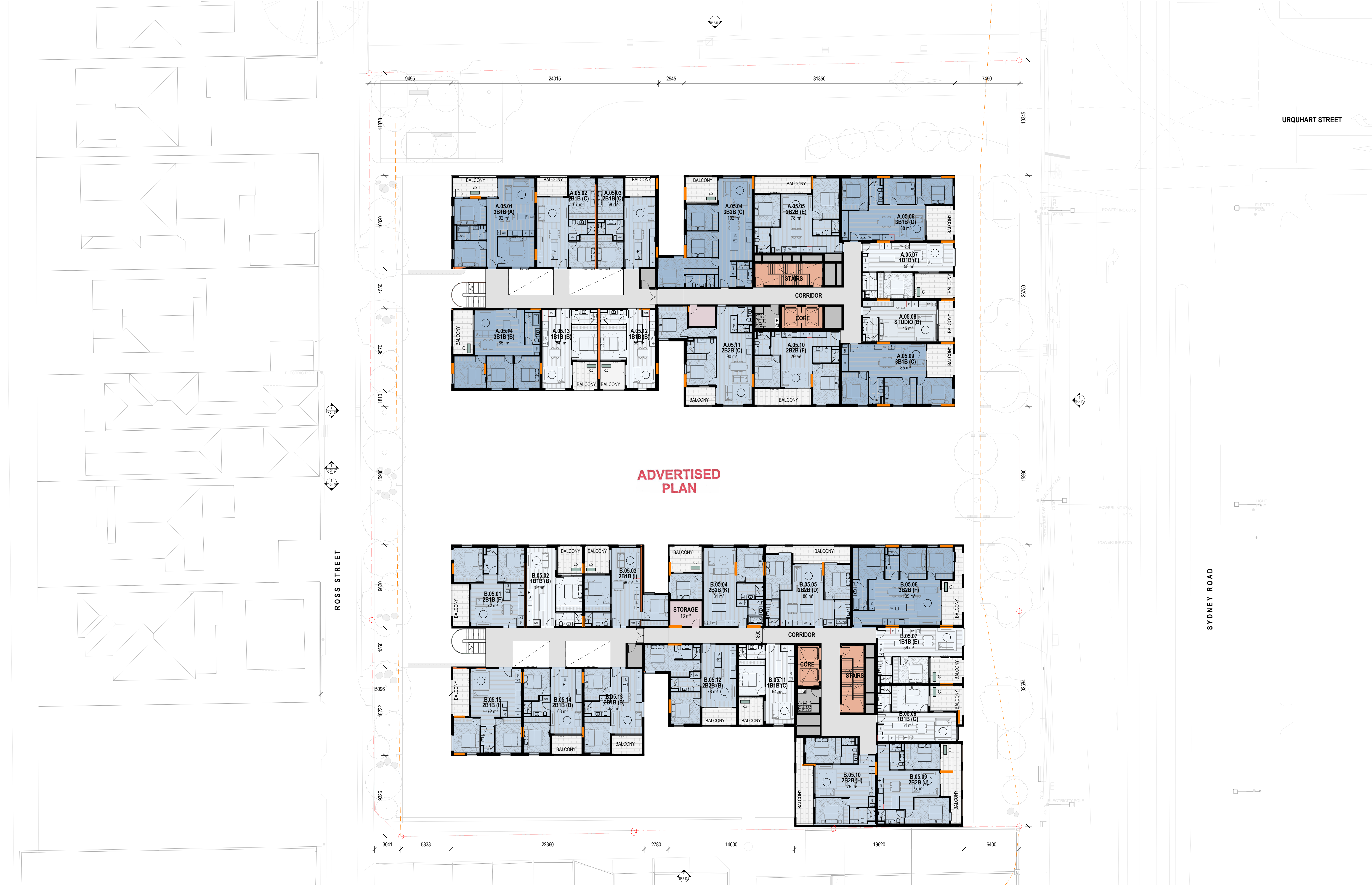
DRAWING NUMBER
TP 1-106

PROJECT #
22-076

REVISION
3

Jackson
Clements
Burrows
Architects

COPYRIGHT
Jackson Clements Burrows
Pty Ltd Architects
345 SWAN STREET, RICHMOND Vic 3121
T +613 9854 6227 jcba.com.au



GENERAL NOTES
THIS DRAWING SHOULD BE READ IN CONJUNCTION WITH ALL RELEVANT CONTRACTS, SPECIFICATIONS AND DRAWINGS.
COPYRIGHT OF THIS DRAWING IS VESTED IN THE ARCHITECTS.
DIMENSIONS ARE IN MILLIMETRES AND LEVELS ARE IN METRES.
DO NOT SCALE OFF DRAWINGS.
USE FIGURED DIMENSIONS ONLY. CHECK AND VERIFY ALL DIMENSIONS ON SITE PRIOR TO COMMENCING WORK.

This copied document to be made available for the sole purpose of enabling its consideration and review as part of a planning process under the Planning and Environment Act 1987. The document must not be used for any purpose which may breach any copyright

REV	DATE	DESCRIPTION
1	22/12/2023	PRELIMINARY DTP SUBMISSION
2	15/02/2024	DRAFT DTP SUBMISSION
3	28/02/2024	FORMAL DTP SUBMISSION

CLIENT
ASSEMBLE

PROJECT
**SYDNEY RD
511-537 SYDNEY ROAD, COBURG**

DRAWING TITLE
LEVEL 05 PLAN

DATE
FEB 2024

CHECKED
LW

APPROVED
CB

SCALE
1 : 200
@A1

STATUS
TOWN PLANNING

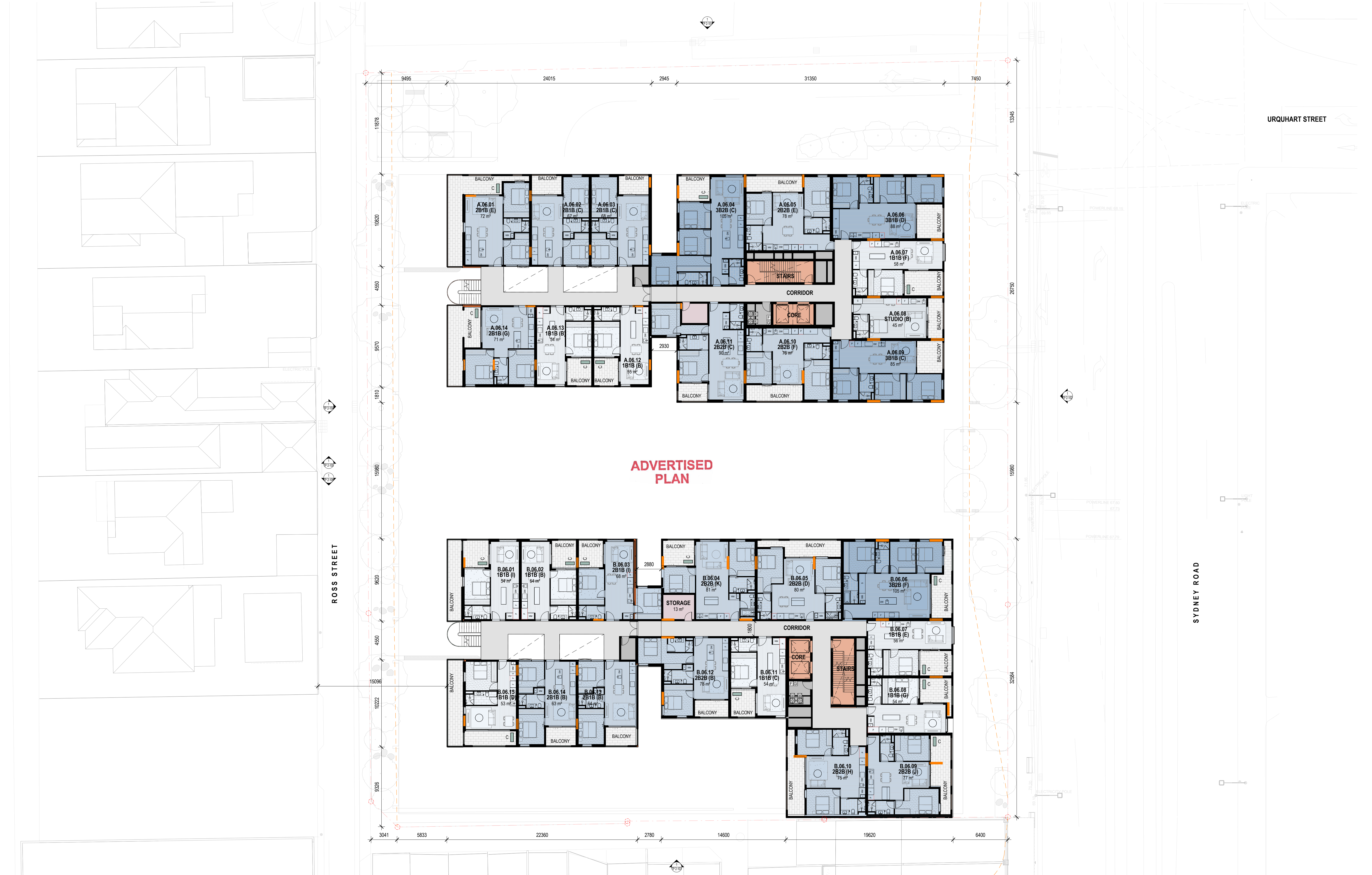
DRAWING NUMBER
TP 1-107

PROJECT #
22-076

REVISION
3

Jackson
Clements
Burrows
Architects

COPYRIGHT
Jackson Clements Burrows
Pty Ltd Architects
345 SWAN STREET, RICHMOND VIC 3121
T +613 9854 6227 jcba.com.au



GENERAL NOTES
THIS DRAWING SHOULD BE READ IN CONJUNCTION WITH ALL RELEVANT CONTRACTS, SPECIFICATIONS AND DRAWINGS.
COPYRIGHT OF THIS DRAWING IS VESTED IN THE ARCHITECTS.
DIMENSIONS ARE IN MILLIMETRES AND LEVELS ARE IN METRES.
DO NOT SCALE OFF DRAWINGS.
USE FIGURED DIMENSIONS ONLY. CHECK AND VERIFY ALL DIMENSIONS ON SITE PRIOR TO COMMENCING WORK.

This copied document to be made available for the sole purpose of enabling its consideration and review as part of a planning process under the Planning and Environment Act 1987. The document must not be used for any purpose which may breach any copyright

REV	DATE	DESCRIPTION
1	22/12/2023	PRELIMINARY DTP SUBMISSION
2	15/02/2024	DRAFT DTP SUBMISSION
3	28/02/2024	FORMAL DTP SUBMISSION

CLIENT
ASSEMBLE

PROJECT
**SYDNEY RD
511-537 SYDNEY ROAD, COBURG**

DRAWING TITLE
LEVEL 06 PLAN

DATE
FEB 2024

CHECKED
LW

APPROVED
CB

SCALE
1 : 200

@A1

STATUS
TOWN PLANNING

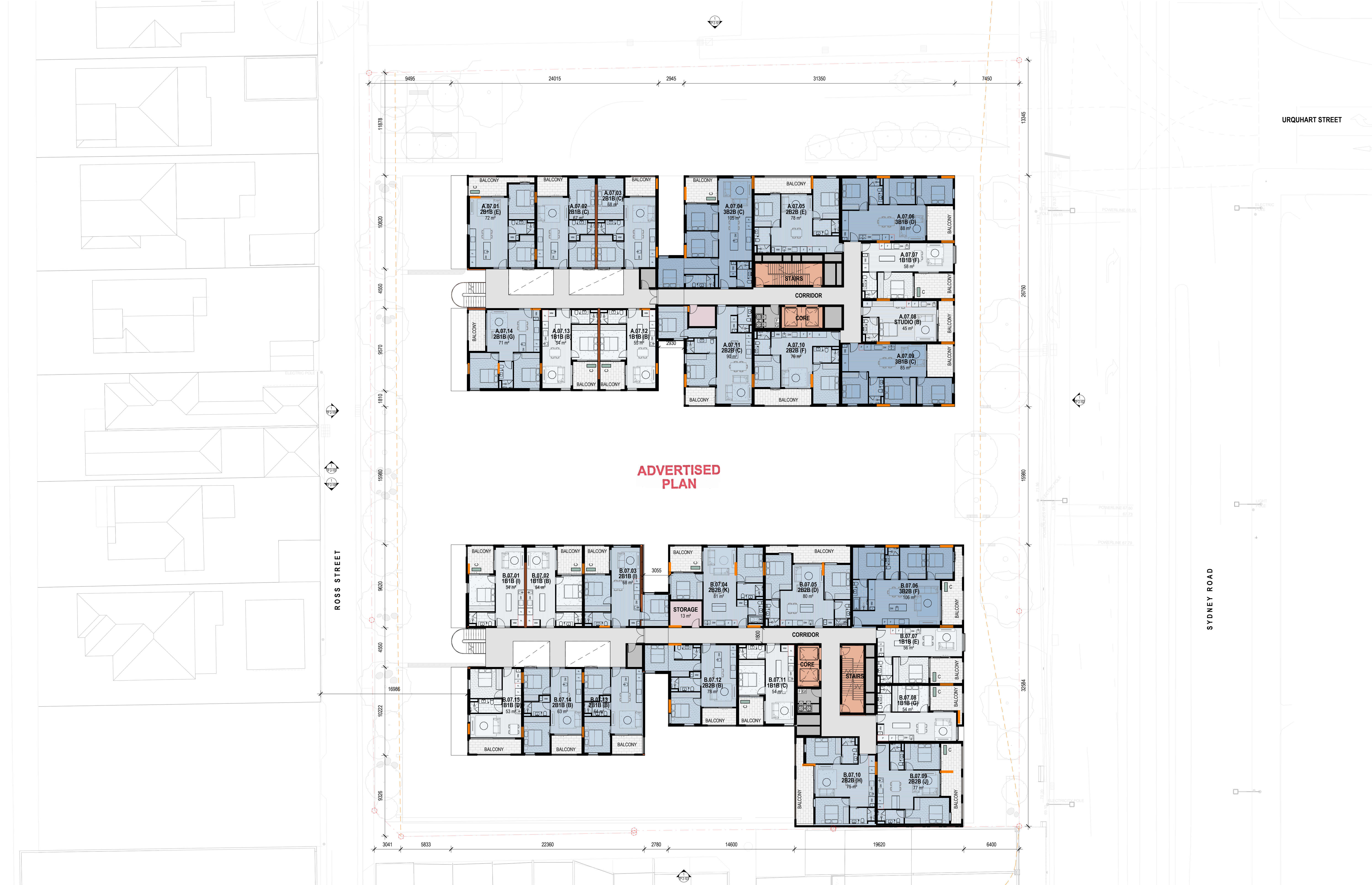
DRAWING NUMBER
TP 1-108

PROJECT #
22-076

REVISION
3

Jackson
Clements
Burrows
Architects

COPYRIGHT
Jackson Clements Burrows
Pty Ltd Architects
345 SWAN STREET, RICHMOND VIC 3121
T +613 9854 6227 jcba.com.au



GENERAL NOTES
THIS DRAWING SHOULD BE READ IN CONJUNCTION WITH ALL RELEVANT CONTRACTS, SPECIFICATIONS AND DRAWINGS.
COPYRIGHT OF THIS DRAWING IS VESTED IN THE ARCHITECTS.
DIMENSIONS ARE IN MILLIMETRES AND LEVELS ARE IN METRES.
DO NOT SCALE OFF DRAWINGS.
USE FIGURED DIMENSIONS ONLY. CHECK AND VERIFY ALL DIMENSIONS ON SITE PRIOR TO COMMENCING WORK.

This copied document to be made available for the sole purpose of enabling its consideration and review as part of a planning process under the Planning and Environment Act 1987. The document must not be used for any purpose which may breach any copyright

REV	DATE	DESCRIPTION
1	22/12/2023	PRELIMINARY DTP SUBMISSION
2	15/02/2024	DRAFT DTP SUBMISSION
3	28/02/2024	FORMAL DTP SUBMISSION

CLIENT
ASSEMBLE

PROJECT
**SYDNEY RD
511-537 SYDNEY ROAD, COBURG**

DRAWING TITLE
LEVEL 07 PLAN

DATE
FEB 2024

CHECKED
LW

APPROVED
CB

SCALE
1 : 200

@A1

STATUS
TOWN PLANNING

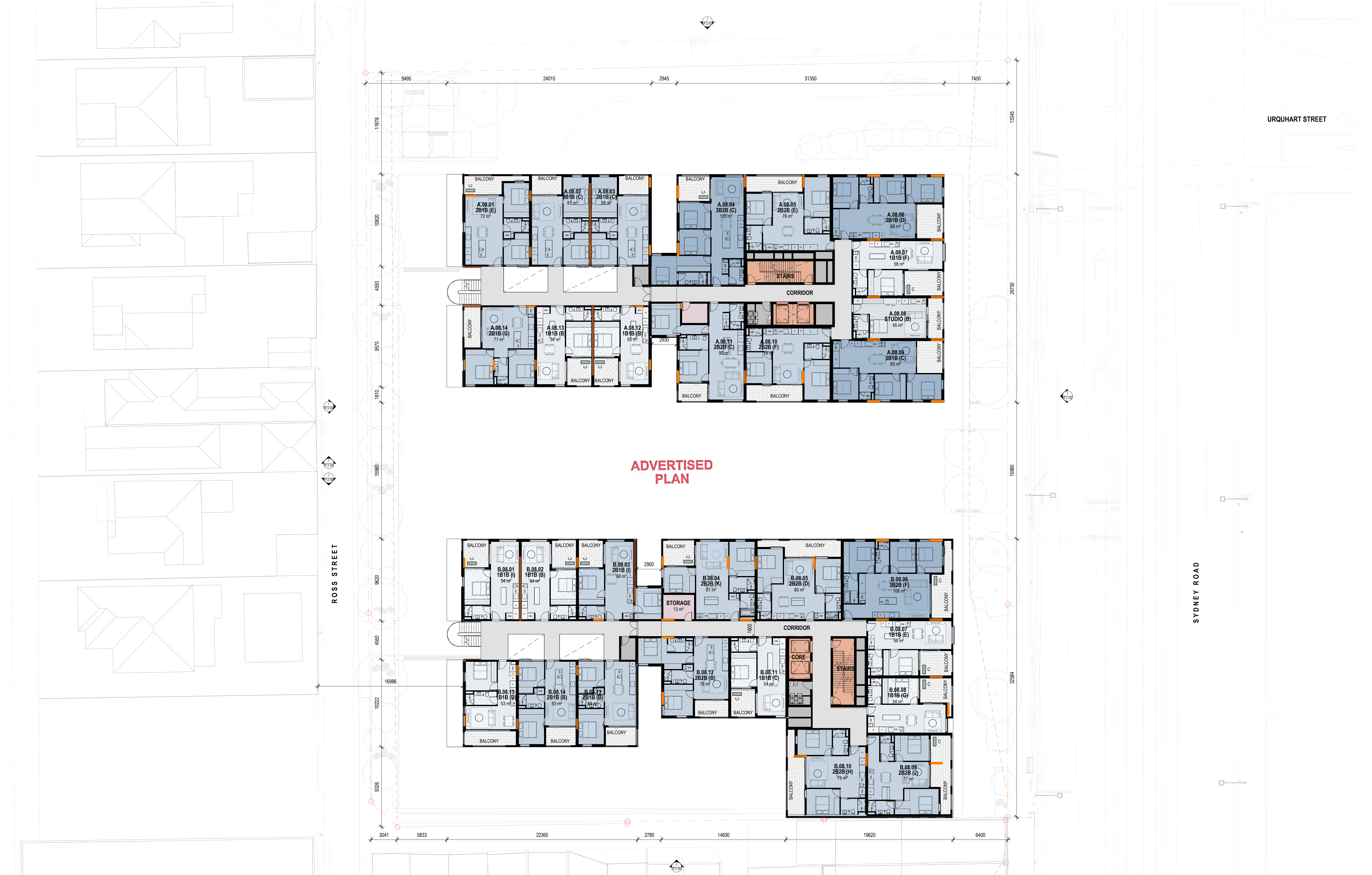
DRAWING NUMBER
TP 1-109

PROJECT #
22-076

REVISION
3

Jackson
Clements
Burrows
Architects

COPYRIGHT
Jackson Clements Burrows
Pty Ltd Architects
345 SWAN STREET, RICHMOND VIC 3121
T +613 9854 6227 jcba.com.au



GENERAL NOTES
THIS DRAWING SHOULD BE READ IN CONJUNCTION WITH ALL RELEVANT CONTRACTS, SPECIFICATIONS AND DRAWINGS.
COPYRIGHT OF THIS DRAWING IS VESTED IN THE ARCHITECTS.
DIMENSIONS ARE IN MILLIMETRES AND LEVELS ARE IN METRES.
DO NOT SCALE OFF DRAWINGS.
USE FIGURED DIMENSIONS ONLY. CHECK AND VERIFY ALL DIMENSIONS ON SITE PRIOR TO COMMENCING WORK.

This copied document to be made available for the sole purpose of enabling its consideration and review as part of a planning process under the Planning and Environment Act 1987. The document must not be used for any purpose which may breach any copyright

REV	DATE	DESCRIPTION
1	22/12/2023	PRELIMINARY DTP SUBMISSION
2	15/02/2024	DRAFT DTP SUBMISSION
3	28/02/2024	FORMAL DTP SUBMISSION

CLIENT
ASSEMBLE

PROJECT
**SYDNEY RD
511-537 SYDNEY ROAD, COBURG**

DRAWING TITLE
LEVEL 08 PLAN

DATE
FEB 2024

CHECKED
LW

APPROVED
CB

SCALE
1 : 200

@A1

STATUS
TOWN PLANNING

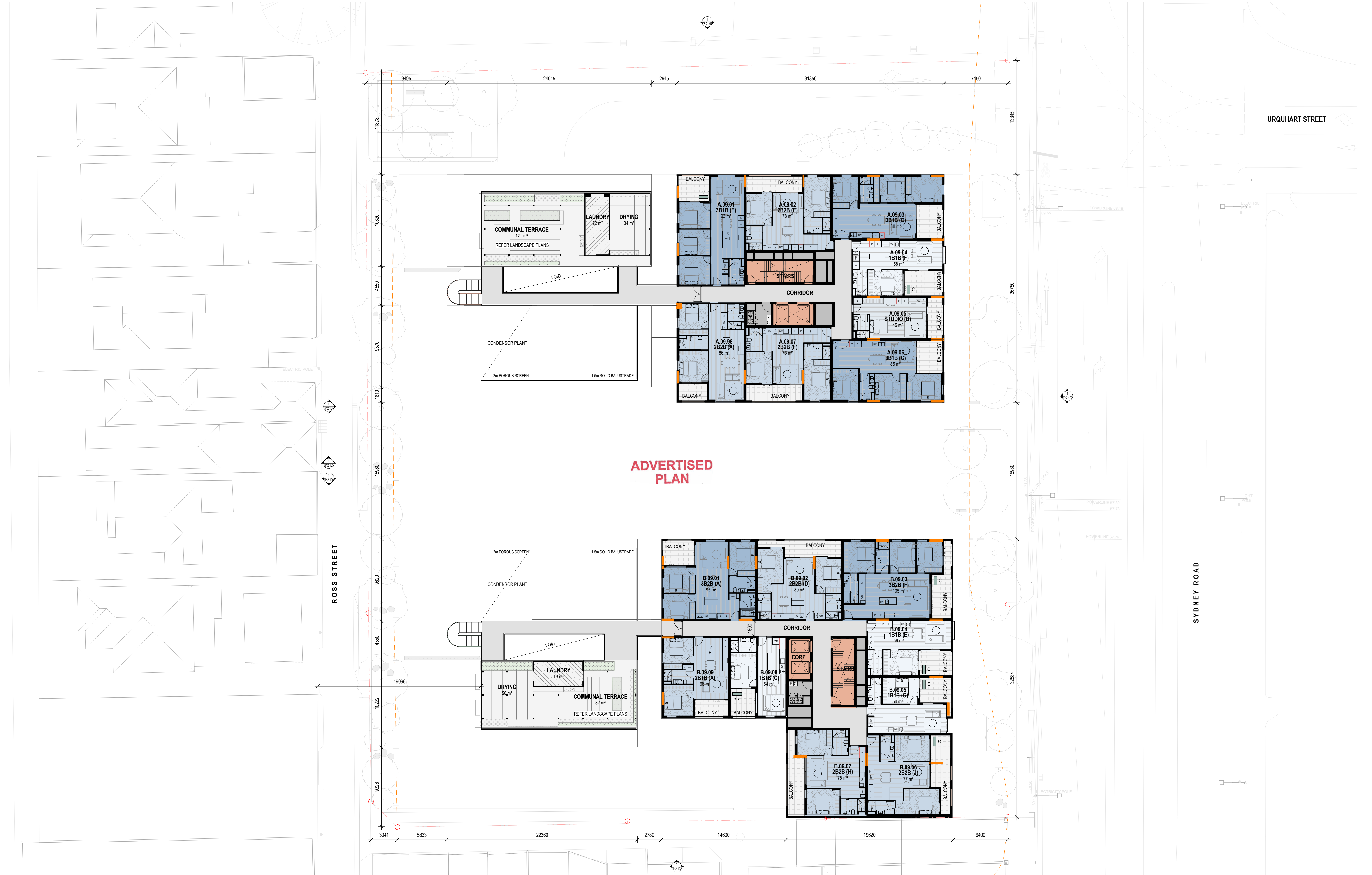
DRAWING NUMBER
TP 1-110

PROJECT #
22-076

REVISION
3

Jackson
Clements
Burrows
Architects

COPYRIGHT
Jackson Clements Burrows
Pty Ltd Architects
345 SWAN STREET, RICHMOND VIC 3121
T +613 9854 6227 jcba.com.au



GENERAL NOTES
THIS DRAWING SHOULD BE READ IN CONJUNCTION WITH ALL RELEVANT CONTRACTS, SPECIFICATIONS AND DRAWINGS.
COPYRIGHT OF THIS DRAWING IS VESTED IN THE ARCHITECTS.
DIMENSIONS ARE IN MILLIMETRES AND LEVELS ARE IN METRES.
DO NOT SCALE OFF DRAWINGS.
USE FIGURED DIMENSIONS ONLY. CHECK AND VERIFY ALL DIMENSIONS ON SITE PRIOR TO COMMENCING WORK.

This copied document to be made available for the sole purpose of enabling its consideration and review as part of a planning process under the Planning and Environment Act 1987. The document must not be used for any purpose which may breach any copyright

REV	DATE	DESCRIPTION
1	22/12/2023	PRELIMINARY DTP SUBMISSION
2	15/02/2024	DRAFT DTP SUBMISSION
3	28/02/2024	FORMAL DTP SUBMISSION

CLIENT
ASSEMBLE

PROJECT
**SYDNEY RD
511-537 SYDNEY ROAD, COBURG**

DRAWING TITLE
LEVEL 09 PLAN

DATE
FEB 2024

CHECKED
LW

APPROVED
CB

SCALE
1 : 200

@A1

STATUS
TOWN PLANNING

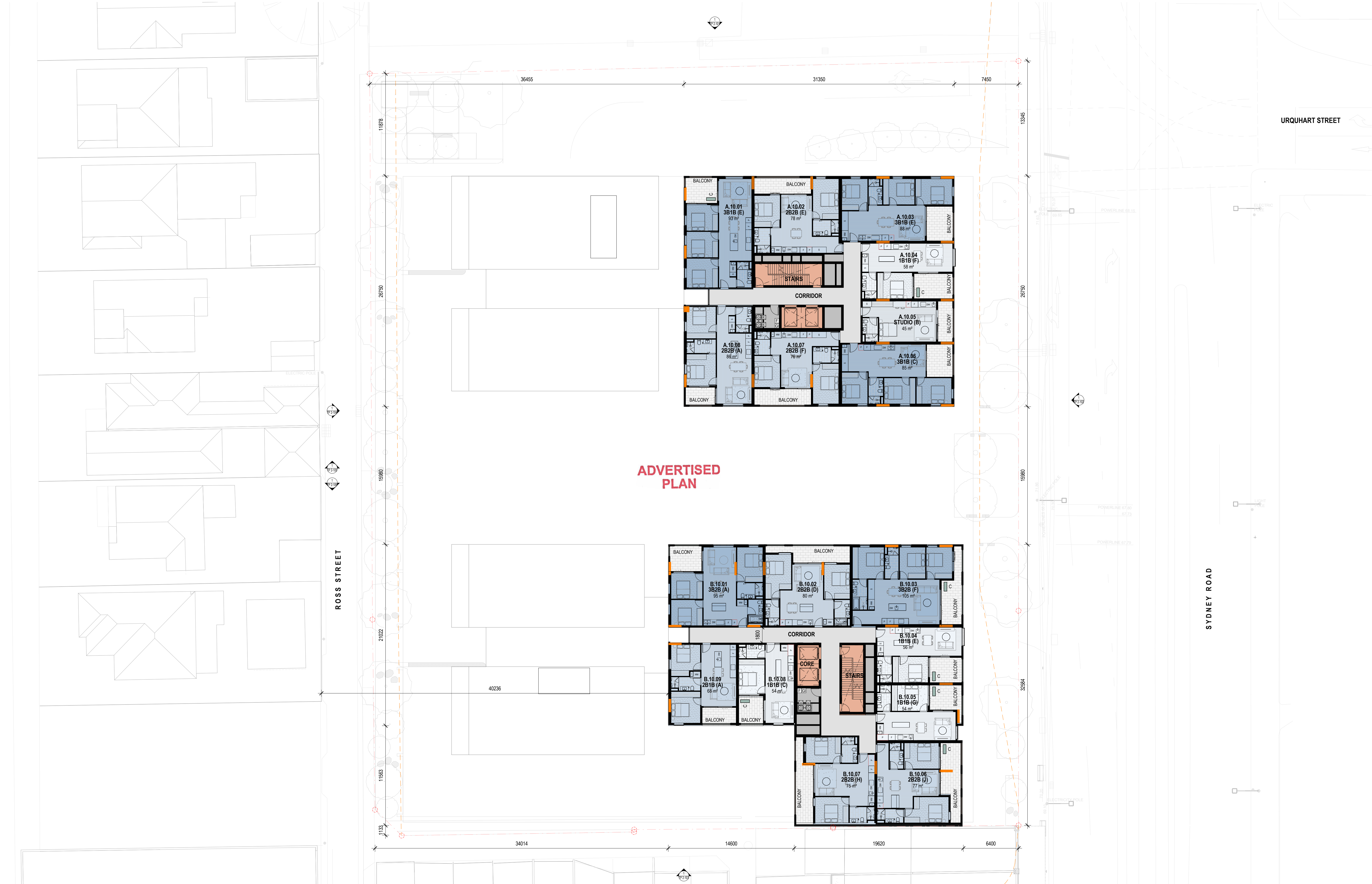
DRAWING NUMBER
TP 1-111

PROJECT #
22-076

REVISION
3

Jackson
Clements
Burrows
Architects

COPYRIGHT
Jackson Clements Burrows
Pty Ltd Architects
345 SWAN STREET, RICHMOND Vic 3121
T +613 9854 6227 jcba.com.au



GENERAL NOTES
THIS DRAWING SHOULD BE READ IN CONJUNCTION WITH ALL RELEVANT CONTRACTS, SPECIFICATIONS AND DRAWINGS.
COPYRIGHT OF THIS DRAWING IS VESTED IN THE ARCHITECTS.
DIMENSIONS ARE IN MILLIMETRES AND LEVELS ARE IN METRES.
DO NOT SCALE OFF DRAWINGS.
USE FIGURED DIMENSIONS ONLY. CHECK AND VERIFY ALL DIMENSIONS ON SITE PRIOR TO COMMENCING WORK.

This copied document to be made available for the sole purpose of enabling its consideration and review as part of a planning process under the Planning and Environment Act 1987. The document must not be used for any purpose which may breach any copyright

REV	DATE	DESCRIPTION
1	22/12/2023	PRELIMINARY DTP SUBMISSION
2	15/02/2024	DRAFT DTP SUBMISSION
3	28/02/2024	FORMAL DTP SUBMISSION

CLIENT
ASSEMBLE

PROJECT
**SYDNEY RD
511-537 SYDNEY ROAD, COBURG**

DRAWING TITLE
LEVEL 10 PLAN

DATE
FEB 2024

CHECKED
LW

APPROVED
CB

SCALE
1 : 200

@A1

STATUS
TOWN PLANNING

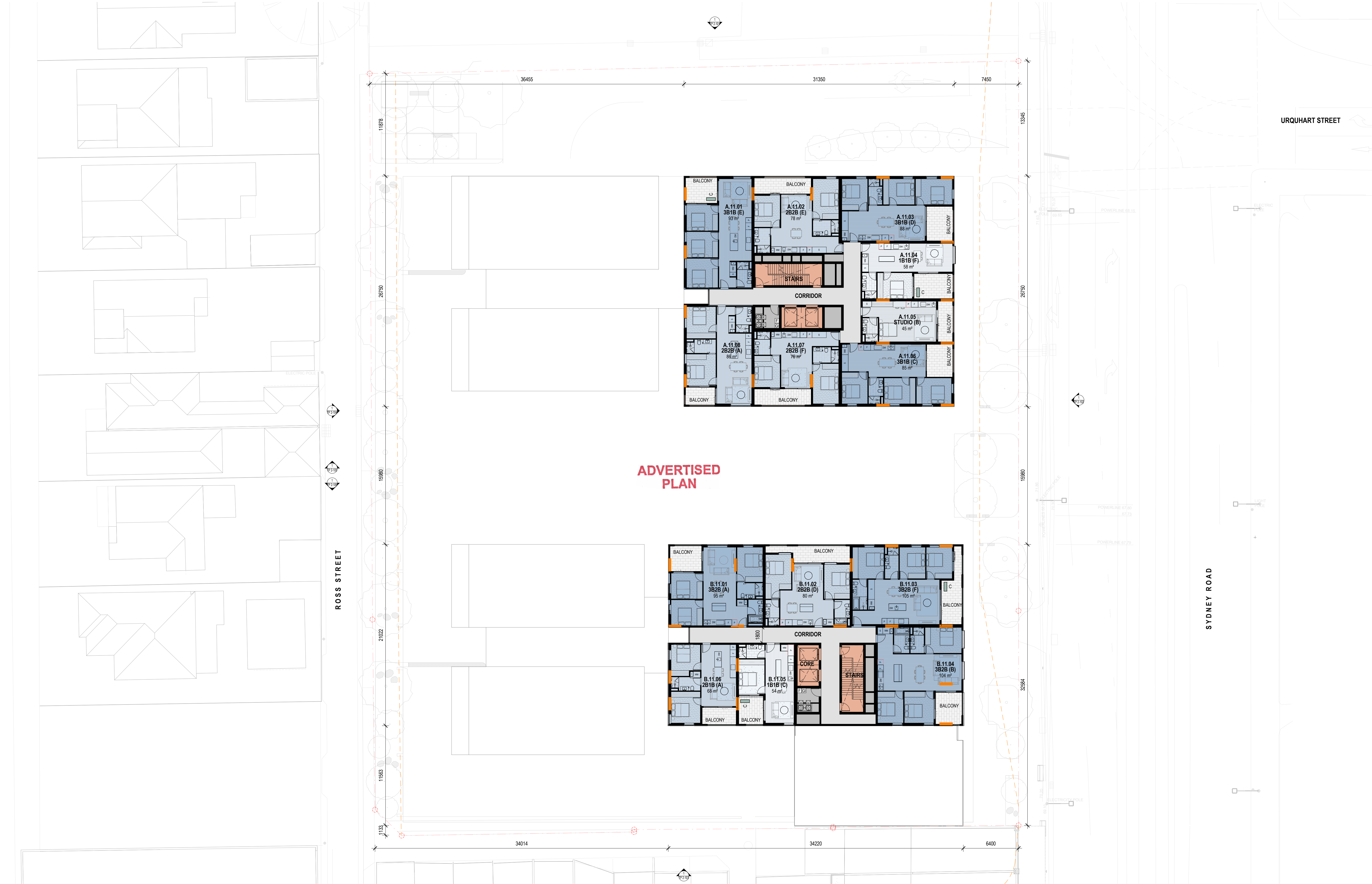
DRAWING NUMBER
TP 1-112

PROJECT #
22-076

REVISION
3

Jackson
Clements
Burrows
Architects

COPYRIGHT
Jackson Clements Burrows
Pty Ltd Architects
345 SWAN STREET, RICHMOND VIC 3121
T +613 9854 6227 jcba.com.au



GENERAL NOTES
THIS DRAWING SHOULD BE READ IN CONJUNCTION WITH ALL RELEVANT CONTRACTS, SPECIFICATIONS AND DRAWINGS.
COPYRIGHT OF THIS DRAWING IS VESTED IN THE ARCHITECTS.
DIMENSIONS ARE IN MILLIMETRES AND LEVELS ARE IN METRES.
DO NOT SCALE OFF DRAWINGS.
USE FIGURED DIMENSIONS ONLY. CHECK AND VERIFY ALL DIMENSIONS ON SITE PRIOR TO COMMENCING WORK.

This copied document to be made available for the sole purpose of enabling its consideration and review as part of a planning process under the Planning and Environment Act 1987. The document must not be used for any purpose which may breach any copyright

REV	DATE	DESCRIPTION
1	22/12/2023	PRELIMINARY DTP SUBMISSION
2	15/02/2024	DRAFT DTP SUBMISSION
3	28/02/2024	FORMAL DTP SUBMISSION

CLIENT
ASSEMBLE

PROJECT
**SYDNEY RD
511-537 SYDNEY ROAD, COBURG**

DRAWING TITLE
LEVEL 11 PLAN

DATE
FEB 2024

CHECKED
LW

APPROVED
CB

SCALE
1 : 200

@A1

STATUS
TOWN PLANNING

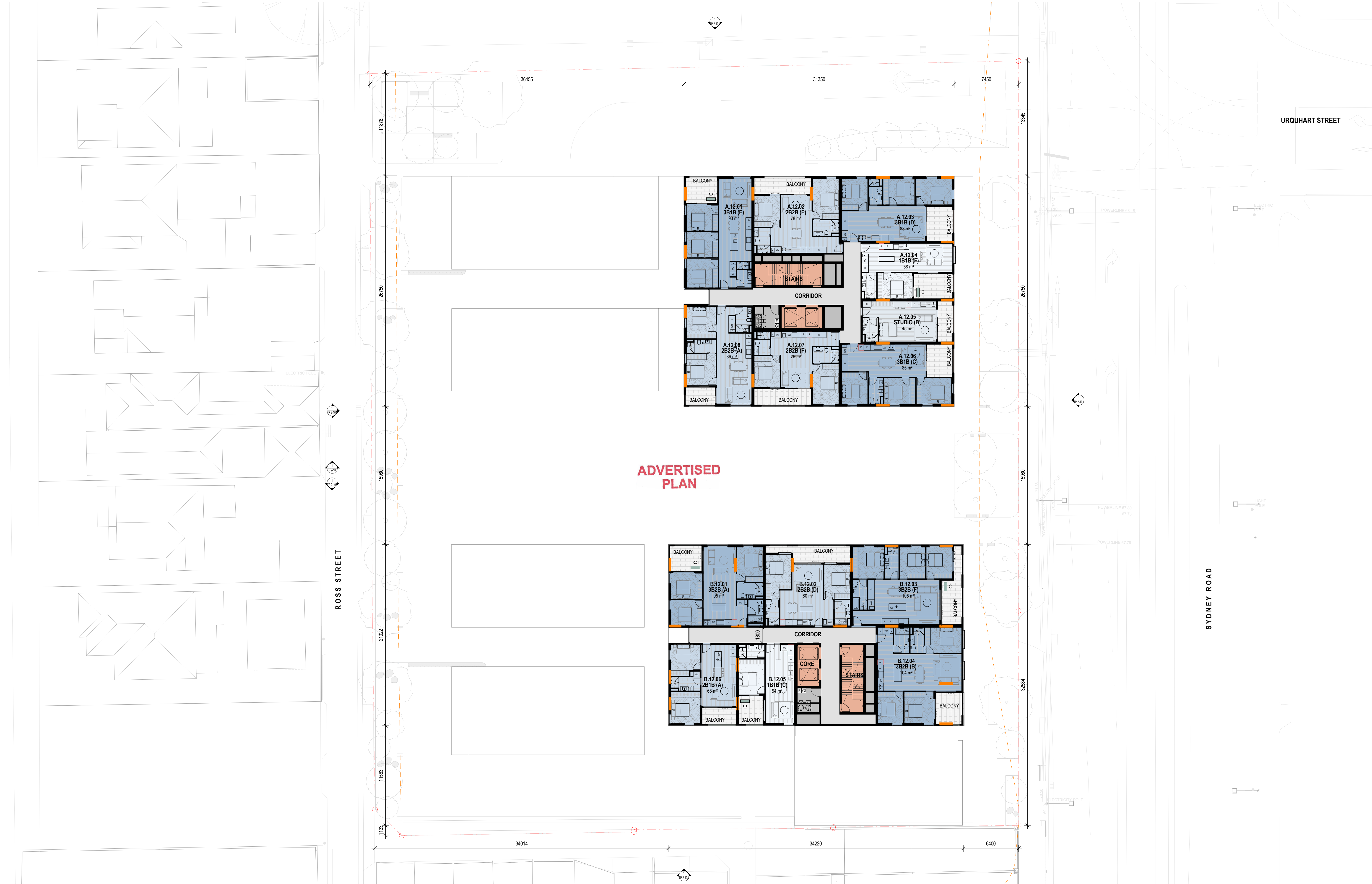
DRAWING NUMBER
TP 1-113

PROJECT #
22-076

REVISION
3

Jackson
Clements
Burrows
Architects

COPYRIGHT
Jackson Clements Burrows
Pty Ltd Architects
345 SWAN STREET, RICHMOND VIC 3121
T +613 9854 6227 jcba.com.au



GENERAL NOTES
THIS DRAWING SHOULD BE READ IN CONJUNCTION WITH ALL RELEVANT CONTRACTS, SPECIFICATIONS AND DRAWINGS.
COPYRIGHT OF THIS DRAWING IS VESTED IN THE ARCHITECTS.
DIMENSIONS ARE IN MILLIMETRES AND LEVELS ARE IN METRES.
DO NOT SCALE OFF DRAWINGS.
USE FIGURED DIMENSIONS ONLY. CHECK AND VERIFY ALL DIMENSIONS ON SITE PRIOR TO COMMENCING WORK.

This copied document to be made available for the sole purpose of enabling its consideration and review as part of a planning process under the Planning and Environment Act 1987. The document must not be used for any purpose which may breach any copyright

REV	DATE	DESCRIPTION
1	22/12/2023	PRELIMINARY DTP SUBMISSION
2	15/02/2024	DRAFT DTP SUBMISSION
3	28/02/2024	FORMAL DTP SUBMISSION

CLIENT
ASSEMBLE

PROJECT
**SYDNEY RD
511-537 SYDNEY ROAD, COBURG**

DRAWING TITLE
LEVEL 12 PLAN

DATE
FEB 2024

CHECKED
LW

APPROVED
CB

SCALE
1 : 200

@A1

STATUS
TOWN PLANNING

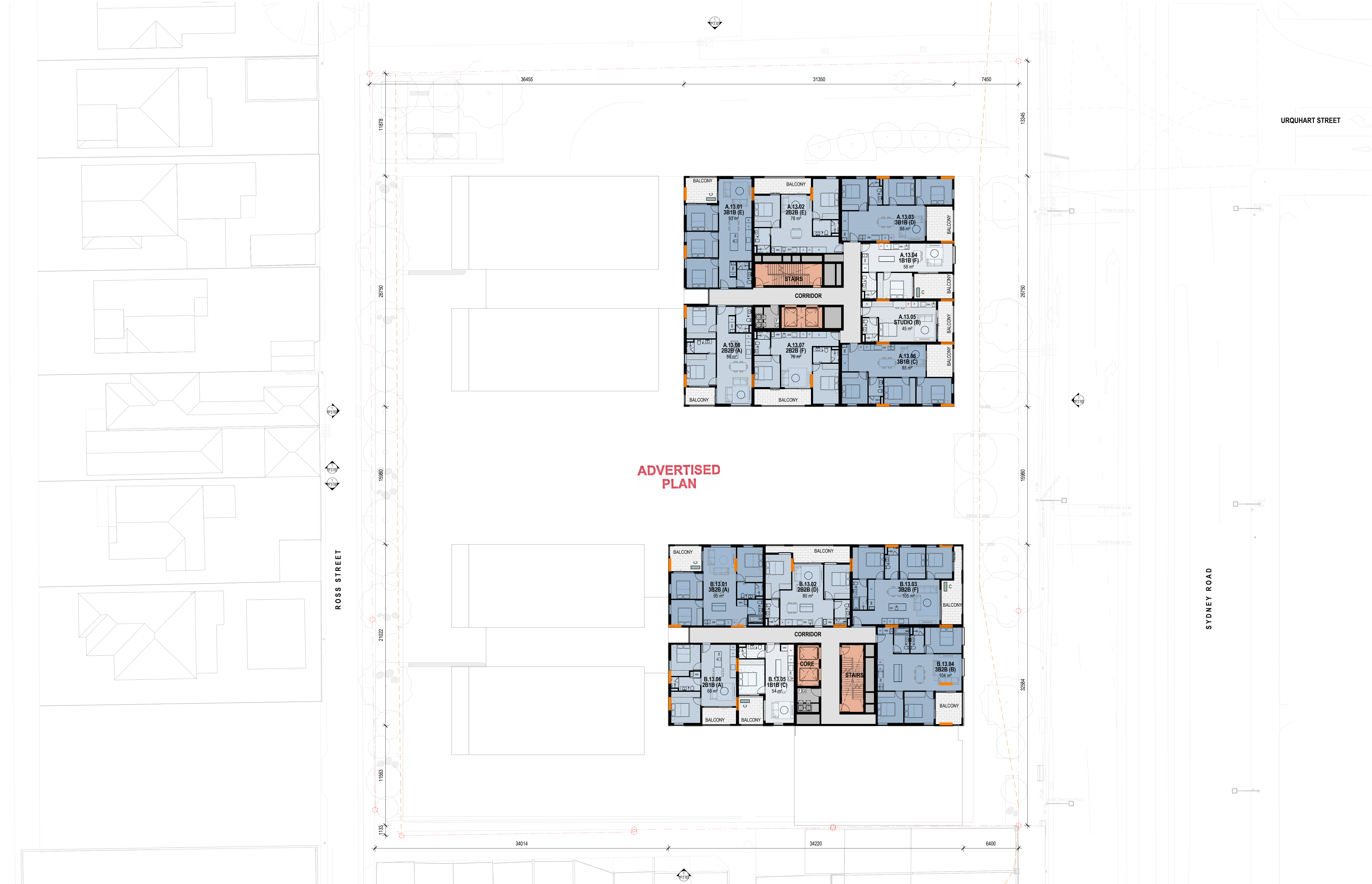
DRAWING NUMBER
TP 1-114

PROJECT #
22-076

REVISION
3

Jackson
Clements
Burrows
Architects

COPYRIGHT
Jackson Clements Burrows
Pty Ltd Architects
345 SWAN STREET, RICHMOND VIC 3121
T +613 9854 6227 jcba.com.au



GENERAL NOTES
THIS DRAWING SHOULD BE READ IN CONJUNCTION WITH ALL RELEVANT CONTRACTS, SPECIFICATIONS AND DRAWINGS.
COPYRIGHT OF THIS DRAWING IS VESTED IN THE ARCHITECTS.
DIMENSIONS ARE IN MILLIMETRES AND LEVELS ARE IN METRES.
DO NOT SCALE OFF DRAWINGS.
USE FIGURED DIMENSIONS ONLY. CHECK AND VERIFY ALL DIMENSIONS ON SITE PRIOR TO COMMENCING WORK.

This copied document to be made available for the sole purpose of enabling its consideration and review as part of a planning process under the Planning and Environment Act 1987. The document must not be used for any purpose which may breach any copyright

REV	DATE	DESCRIPTION
1	22/12/2023	PRELIMINARY DTP SUBMISSION
2	15/02/2024	DRAFT DTP SUBMISSION
3	28/02/2024	FORMAL DTP SUBMISSION

CLIENT
ASSEMBLE

PROJECT
**SYDNEY RD
511-537 SYDNEY ROAD, COBURG**

DRAWING TITLE
LEVEL 13 PLAN

DATE
FEB 2024

CHECKED
LW

APPROVED
CB

SCALE
1 : 200

@A1

STATUS
TOWN PLANNING

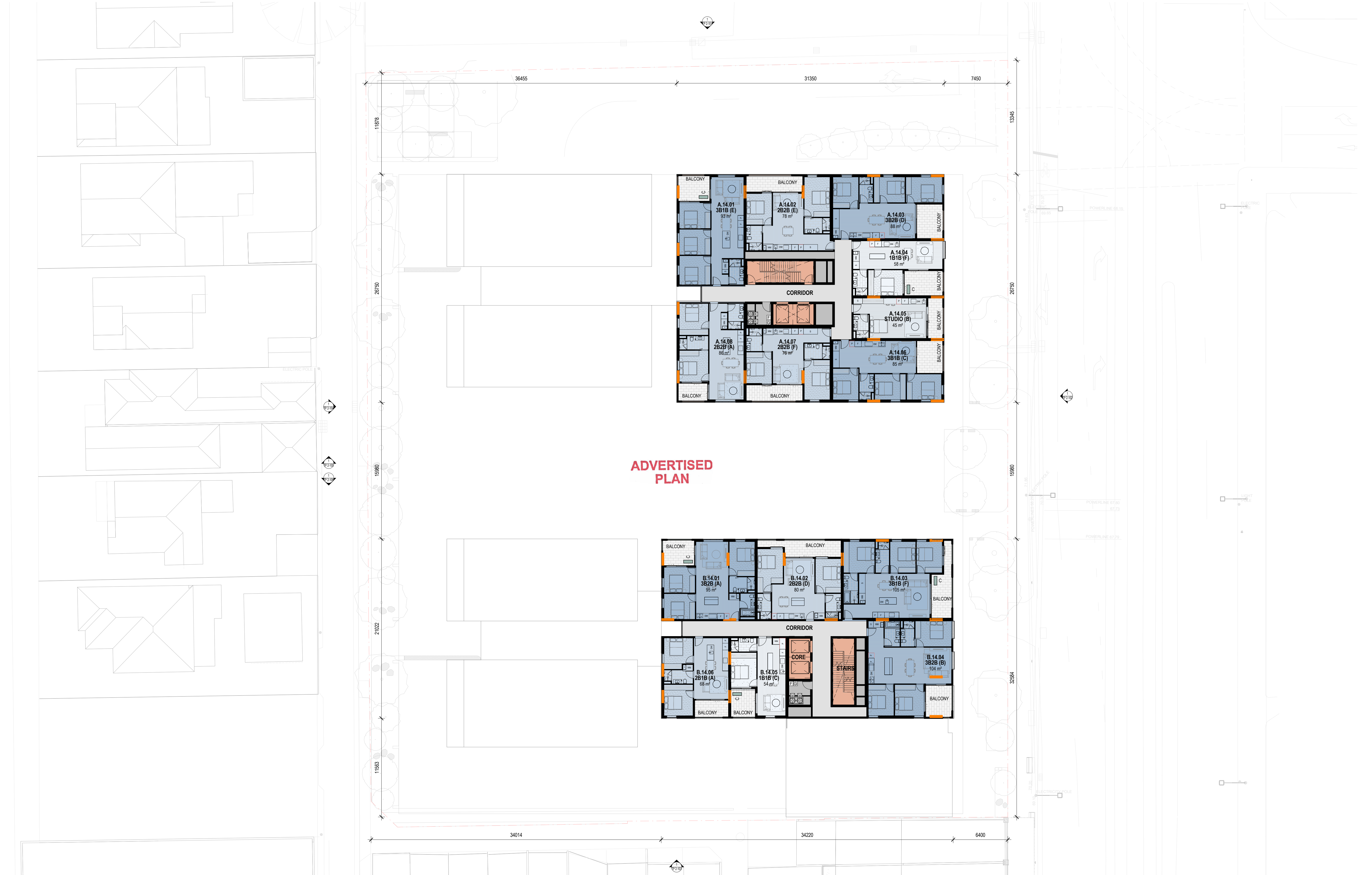
DRAWING NUMBER
TP 1-115

PROJECT #
22-076

REVISION
3

Jackson
Clements
Burrows
Architects

COPYRIGHT
Jackson Clements Burrows
Pty Ltd Architects
345 SWAN STREET, RICHMOND VIC 3121
T +613 9854 6227 jcba.com.au



GENERAL NOTES
THIS DRAWING SHOULD BE READ IN CONJUNCTION WITH ALL RELEVANT CONTRACTS, SPECIFICATIONS AND DRAWINGS.
COPYRIGHT OF THIS DRAWING IS VESTED IN THE ARCHITECTS.
DIMENSIONS ARE IN MILLIMETRES AND LEVELS ARE IN METRES.
DO NOT SCALE OFF DRAWINGS.
USE FIGURED DIMENSIONS ONLY. CHECK AND VERIFY ALL DIMENSIONS ON SITE PRIOR TO COMMENCING WORK.

This copied document to be made available for the sole purpose of enabling its consideration and review as part of a planning process under the Planning and Environment Act 1987. The document must not be used for any purpose which may breach any copyright

REV	DATE	DESCRIPTION
1	22/12/2023	PRELIMINARY DTP SUBMISSION
2	15/02/2024	DRAFT DTP SUBMISSION
3	28/02/2024	FORMAL DTP SUBMISSION

CLIENT
ASSEMBLE

PROJECT
**SYDNEY RD
511-537 SYDNEY ROAD, COBURG**

DRAWING TITLE
LEVEL 14 PLAN

DATE
FEB 2024

CHECKED
LW

APPROVED
CB

SCALE
1 : 200

@A1

STATUS
TOWN PLANNING

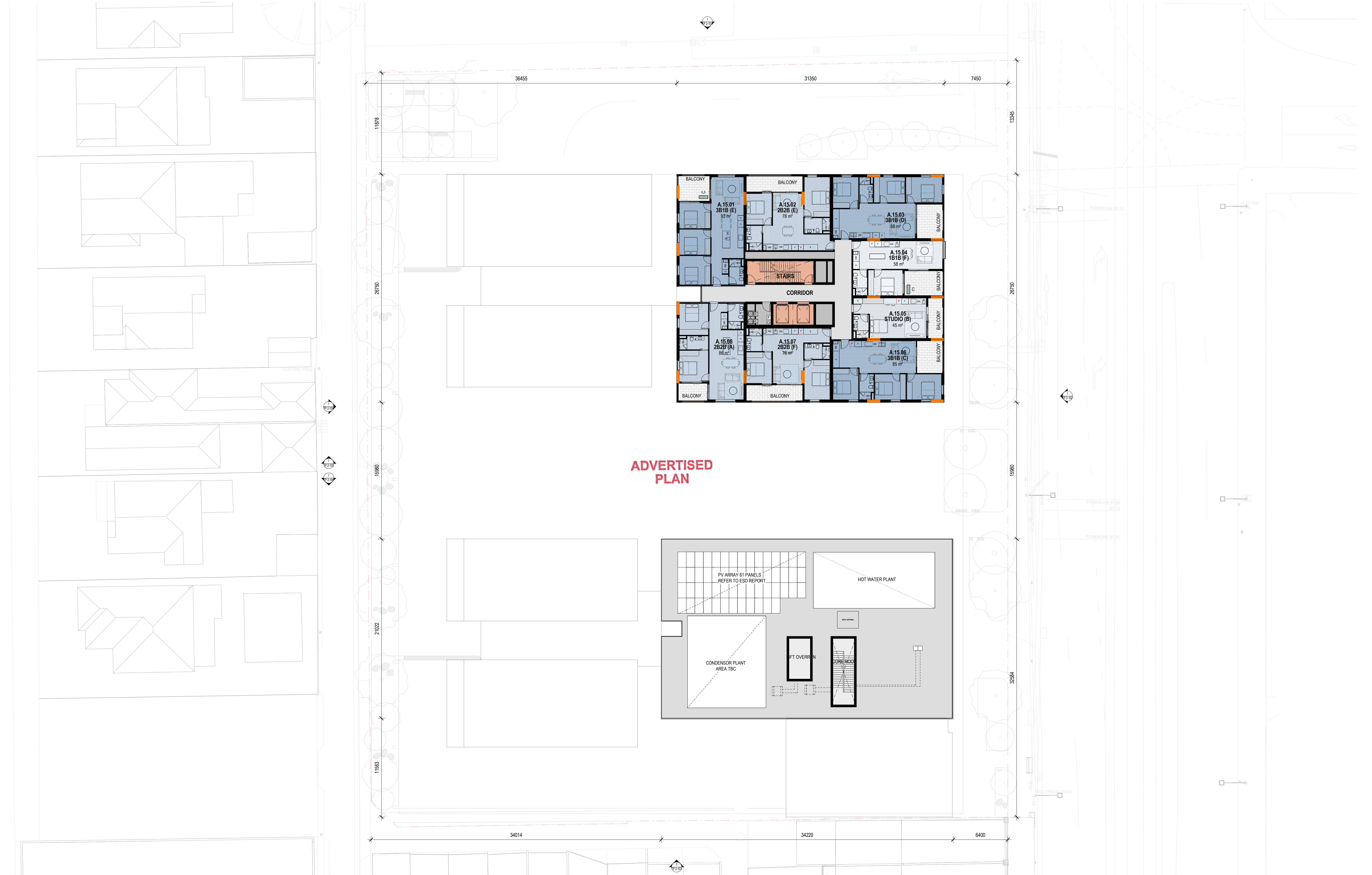
DRAWING NUMBER
TP 1-116

PROJECT #
22-076

REVISION
3

Jackson
Clements
Burrows
Architects

COPYRIGHT
Jackson Clements Burrows
Pty Ltd Architects
345 SWAN STREET, RICHMOND VIC 3121
T +613 9854 6227 jcba.com.au



GENERAL NOTES
THIS DRAWING SHOULD BE READ IN CONJUNCTION WITH ALL RELEVANT CONTRACTS, SPECIFICATIONS AND DRAWINGS.
COPYRIGHT OF THIS DRAWING IS VESTED IN THE ARCHITECTS.
DIMENSIONS ARE IN MILLIMETRES AND LEVELS ARE IN METRES.
DO NOT SCALE OFF DRAWINGS.
USE FIGURED DIMENSIONS ONLY. CHECK AND VERIFY ALL DIMENSIONS ON SITE PRIOR TO COMMENCING WORK.

TeamFox of E-Data Terms and Conditions
<http://www.teamfox.com.au/2018/01/01/e-data-terms-and-conditions/>

This copied document to be made available for the sole purpose of enabling its consideration and review as part of a planning process under the Planning and Environment Act 1987. The document must not be used for any purpose which may breach any copyright

REV	DATE	DESCRIPTION
1	22/12/2023	PRELIMINARY DTP SUBMISSION
2	15/02/2024	DRAFT DTP SUBMISSION
3	28/02/2024	FORMAL DTP SUBMISSION

CLIENT
ASSEMBLE

PROJECT
**SYDNEY RD
511-537 SYDNEY ROAD, COBURG**

DRAWING TITLE
LEVEL 15 PLAN

DATE
FEB 2024

CHECKED
LW

APPROVED
CB

SCALE
1 : 200

@A1
0 1 2 4 6 10m

STATUS
TOWN PLANNING

PROJECT #
22-076

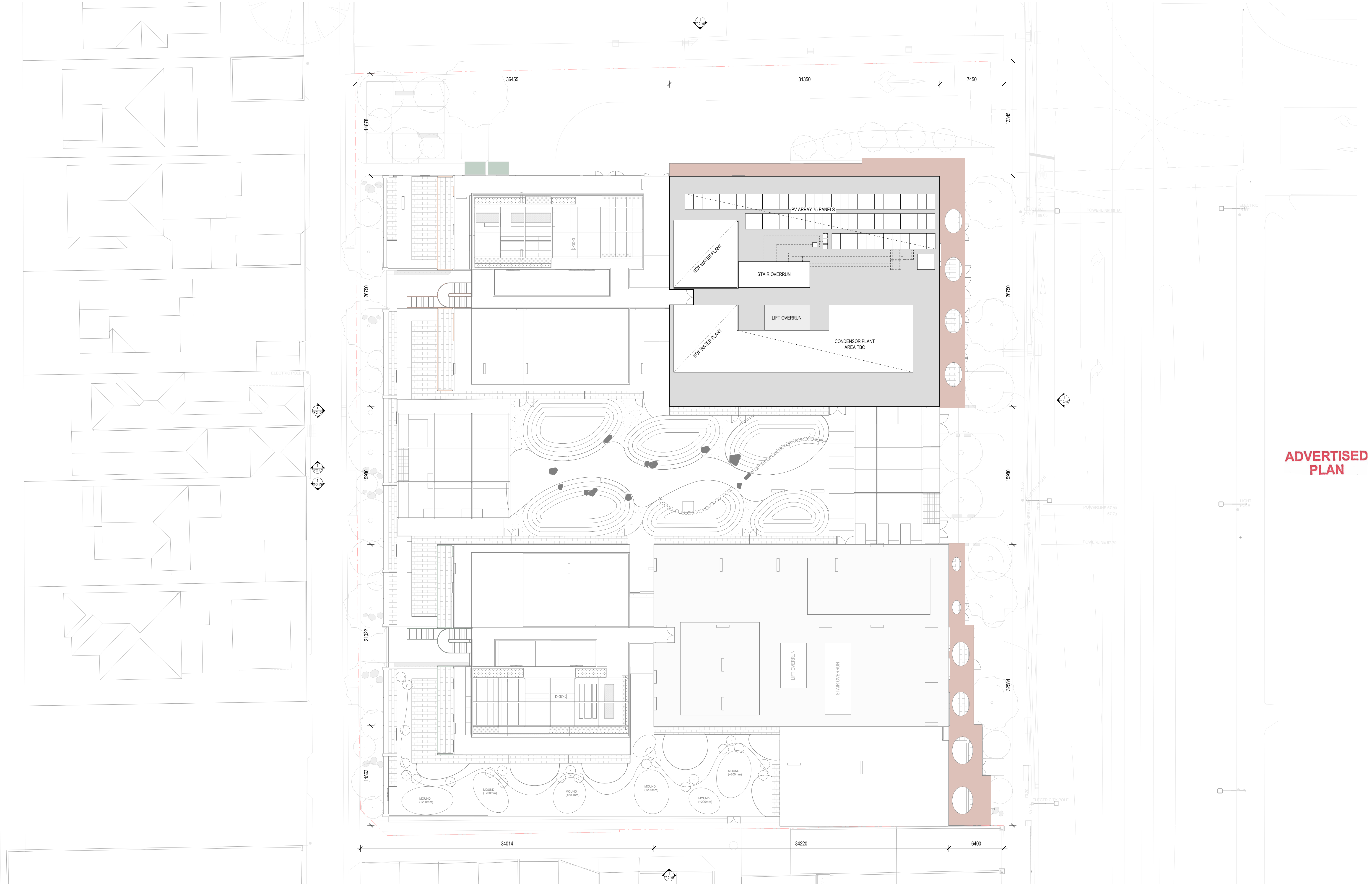
DRAWING NUMBER
TP 1-117

REVISION
3

Jackson
Clements
Burrows
Architects

COPYRIGHT
Jackson Clements Burrows
Pty Ltd Architects
345 SWAN STREET, RICHMOND VIC 3121
T +613 9854 6227 jcba.com.au





ADVERTISED
PLAN

GENERAL NOTES
THIS DRAWING SHOULD BE READ IN CONJUNCTION WITH ALL RELEVANT CONTRACTS, SPECIFICATIONS AND DRAWINGS.
COPYRIGHT OF THIS DRAWING IS VESTED IN THE ARCHITECTS.
DIMENSIONS ARE IN MILLIMETRES AND LEVELS ARE IN METRES.
DO NOT SCALE OFF DRAWINGS.
USE FIGURED DIMENSIONS ONLY. CHECK AND VERIFY ALL DIMENSIONS ON SITE PRIOR TO COMMENCING WORK.

TeamFax of E-Data Terms and Conditions:
<http://www.teamfax.com.au/2018/01/01/e-data-terms-and-conditions/>

This copied document to be made available
for the sole purpose of enabling
its consideration and review as
part of a planning process under the
Planning and Environment Act 1987.
The document must not be used for any
purpose which may breach any
copyright

REV	DATE	DESCRIPTION
1	22/12/2023	PRELIMINARY DTP SUBMISSION
2	15/02/2024	DRAFT DTP SUBMISSION
3	28/02/2024	FORMAL DTP SUBMISSION

CLIENT
ASSEMBLE

PROJECT
**SYDNEY RD
511-537 SYDNEY ROAD, COBURG**

DRAWING TITLE
ROOF

DATE
FEB 2024

CHECKED
LW

APPROVED
CB

SCALE
1 : 200
@A1

STATUS
TOWN PLANNING

DRAWING NUMBER
TP 1-118

PROJECT #
22-076

REVISION
3

Jackson
Clements
Burrows
Architects

COPYRIGHT
Jackson Clements Burrows
Pty Ltd Architects
345 SWAN STREET, RICHMOND VIC 3121
T +613 9854 6227 jcba.com.au





GENERAL NOTES
THIS DRAWING SHOULD BE READ IN CONJUNCTION WITH ALL RELEVANT CONTRACTS, SPECIFICATIONS AND DRAWINGS.
COPYRIGHT OF THIS DRAWING IS VESTED IN THE ARCHITECTS.
DIMENSIONS ARE IN MILLIMETRES AND LEVELS ARE IN METRES.
DO NOT SCALE OFF DRAWINGS.
USE FIGURED DIMENSIONS ONLY. CHECK AND VERIFY ALL DIMENSIONS ON SITE PRIOR TO COMMENCING WORK.

TeamFox of E-Data Terms and Conditions
<http://www.teamfox.com.au/terms-and-conditions>

REV	DATE	DESCRIPTION
1	22/12/2023	PRELIMINARY DTP SUBMISSION
2	15/02/2024	DRAFT DTP SUBMISSION
3	28/02/2024	FORMAL DTP SUBMISSION

CLIENT
ASSEMBLE

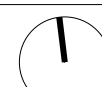
PROJECT
**SYDNEY RD
511-537 SYDNEY ROAD, COBURG**

DRAWING TITLE
**ENLARGED PLAN - BUILDING A
LEVEL 4**

DATE
FEB 2024

CHECKED
LW

APPROVED
CB



SCALE
1 : 100

@A1 0 0.5 1 2 3 5m

STATUS
TOWN PLANNING

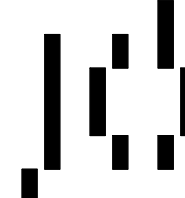
PROJECT #
22-076

DRAWING NUMBER
TP 1-201

REVISION
3

**Jackson
Clements
Burrows
Architects**

COPYRIGHT
Jackson Clements Burrows
Pty Ltd Architects
345 SWAN STREET, RICHMOND VIC 3121
T +613 9654 6227 jcb.com.au





GENERAL NOTES

THIS DRAWING SHOULD BE READ IN CONJUNCTION WITH ALL RELEVANT CONTRACTS, SPECIFICATIONS AND DRAWINGS.

COPYRIGHT OF THIS DRAWING IS VESTED IN THE ARCHITECTS.

DIMENSIONS ARE IN MILLIMETRES AND LEVELS ARE IN METRES.

DO NOT SCALE OFF DRAWINGS.

USE FIGURED DIMENSIONS ONLY. CHECK AND VERIFY ALL DIMENSIONS ON SITE PRIOR TO COMMENCING WORK.

TeamFax of E-Data Terms and Conditions:
<http://www.teamfax.com.au/term-conditions/term-conditions-of-usage.aspx>

REV DATE DESCRIPTION

1	22/12/2023	PRELIMINARY DTP SUBMISSION
2	15/02/2024	DRAFT DTP SUBMISSION
3	28/02/2024	FORMAL DTP SUBMISSION

CLIENT

ASSEMBLE

PROJECT

SYDNEY RD
511-537 SYDNEY ROAD, COBURG

DRAWING TITLE

ENLARGED PLAN - BUILDING B
LEVEL 4

DATE

FEB 2024

CHECKED

LW

APPROVED

CB

SCALE

1 : 100

@A1

0 0.5 1 2 3 5m

STATUS

TOWN PLANNING

PROJECT #

22-076

DRAWING NUMBER

TP 1-202

REVISION

3

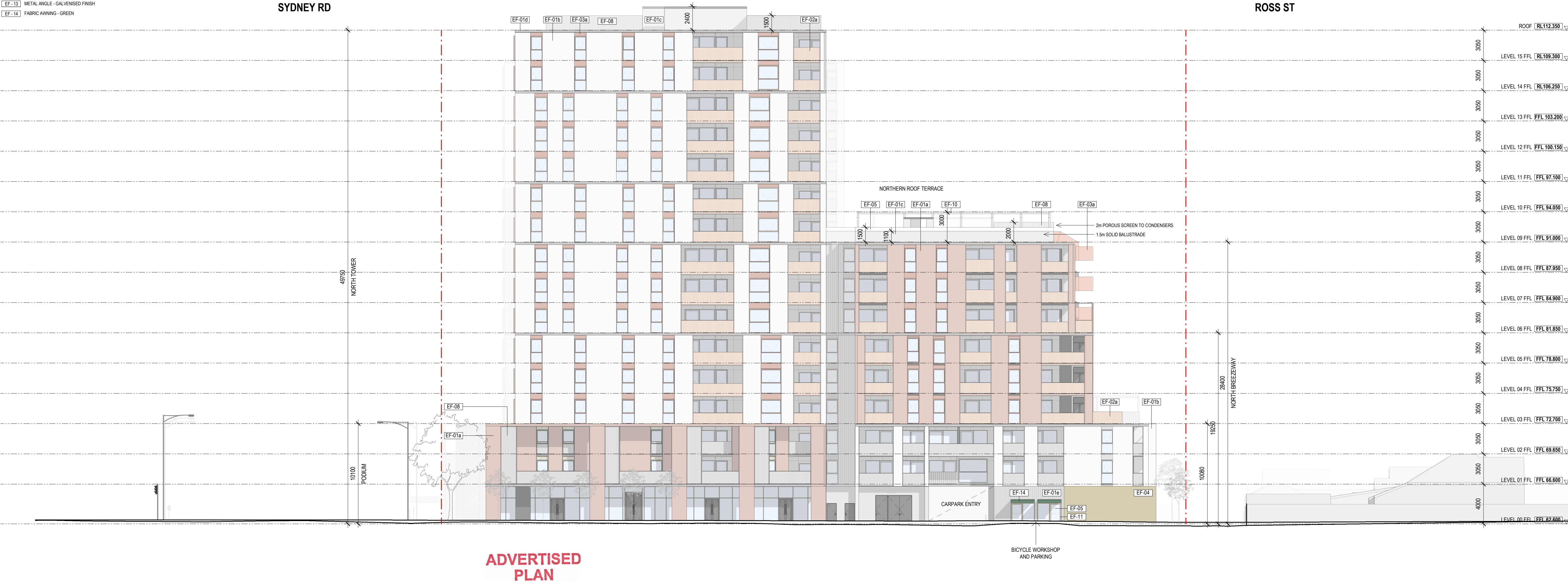
Jackson
Clements
Burrows
Architects

COPYRIGHT
Jackson Clements Burrows
Pty Ltd Architects
345 SWAN STREET, RICHMOND VIC 3121
T +613 9654 6227 jcba.com.au



- EXTERNAL FINISHES**
- [EF-01a] PRECAST CONCRETE SMOOTH - RED OXIDE / STAIN FINISH
 - [EF-01b] PRECAST CONCRETE SMOOTH - NATURAL FINISH
 - [EF-01c] IN-SITU CONCRETE - NATURAL
 - [EF-01d] IN-SITU CONCRETE - GREY
 - [EF-01e] PRECAST CONCRETE - TEXTURED
 - [EF-02a] FOLDED METAL BALUSTRADE - PERFORATED - RED - WITH POWDERCOATED METAL FRAME TO SUIT
 - [EF-02b] FOLDED METAL BALUSTRADE - PERFORATED - GREEN - WITH POWDERCOATED METAL FRAME TO SUIT
 - [EF-02c] FOLDED METAL BALUSTRADE - PERFORATED - GALVANISED - WITH POWDERCOATED METAL FRAME TO SUIT
 - [EF-03a] POWDERCOATED METAL - RED - WITH POWDERCOATED METAL FRAME TO SUIT
 - [EF-03b] POWDERCOATED METAL - GREEN - WITH POWDERCOATED METAL FRAME TO SUIT
 - [EF-03c] FOLDED METAL BALUSTRADE - SOLID - GALVANISED - WITH METAL FRAME TO SUIT
 - [EF-04] BRICK - BLONDE
 - [EF-05] GLASS
 - [EF-06a] FC SHEET - RED FINISH
 - [EF-06b] FC SHEET - GREEN FINISH
 - [EF-06c] FC SHEET - NATURAL FINISH
 - [EF-07a] POWDERCOATED FRAME / MULLION - RED
 - [EF-07b] POWDERCOATED FRAME / MULLION - GREEN
 - [EF-07c] POWDERCOATED FRAME / MULLION - ALUMINIUM
 - [EF-08] METAL MESH - GALVANISED - WITH GALVANISED METAL FRAME TO SUIT
 - [EF-09] METAL SHEET - GALVANISED FINISH
 - [EF-10] HARDWOOD TIMBER SCREEN
 - [EF-11] METAL FRAMING - NATURAL FINISH
 - [EF-12] TIMBER LOOK GLAZED SLIDING DOOR
 - [EF-13] METAL ANGLE - GALVANISED FINISH
 - [EF-14] FABRIC AWNING - GREEN

This copied document to be made available for the sole purpose of enabling its consideration and review as part of a planning process under the Planning and Environment Act 1987. The document must not be used for any purpose which may breach any copyright



GENERAL NOTES

THIS DRAWING SHOULD BE READ IN CONJUNCTION WITH ALL RELEVANT CONTRACTS, SPECIFICATIONS AND DRAWINGS.

COPYRIGHT OF THIS DRAWING IS VESTED IN THE ARCHITECTS.

DIMENSIONS ARE IN MILLIMETRES AND LEVELS ARE IN METRES.

DO NOT SCALE OFF DRAWINGS.

USE FIGURED DIMENSIONS ONLY. CHECK AND VERIFY ALL DIMENSIONS ON SITE PRIOR TO COMMENCING WORK.

TeamFax of E-Data Terms and Conditions:
<http://www.teamfax.com.au/2018/08/08/e-data-terms-and-conditions-of-use-1201-01/>

REV	DATE	DESCRIPTION
1	22/12/2023	PRELIMINARY DTP SUBMISSION
2	15/02/2024	DRAFT DTP SUBMISSION
3	28/02/2024	FORMAL DTP SUBMISSION

CLIENT
ASSEMBLE

PROJECT
**SYDNEY RD
511-537 SYDNEY ROAD, COBURG**

DRAWING TITLE
NORTH ELEVATION

DATE FEB 2024	CHECKED LW	APPROVED CB
-------------------------	----------------------	-----------------------

SCALE
As indicated
@A1
0 1 2 4 6 10m

STATUS
TOWN PLANNING

DRAWING NUMBER
TP 2-101

PROJECT #
22-076

REVISION
3

Jackson
Clements
Burrows
Architects

COPYRIGHT
Jackson Clements Burrows
Pty Ltd Architects
345 SWAN STREET RICHMOND Vic 3121
T +613 9854 6227 jcba.com.au



EF-01a	PRECAST CONCRETE SMOOTH - RED OXIDE / STAIN FINISH
EF-01b	PRECAST CONCRETE SMOOTH - NATURAL FINISH
EF-01c	IN-SITU CONCRETE - NATURAL FINISH
EF-01d	IN-SITU CONCRETE - GREY
EF-01e	PRECAST CONCRETE - TEXTURED
EF-02a	FOLDED METAL BALUSTRADE - PERFORATED - RED - WITH
EF-02b	FOLDED METAL BALUSTRADE - PERFORATED - GREEN - WITH
EF-02c	FOLDED METAL BALUSTRADE - PERFORATED - GALVANISED
EF-03a	POWDERCOATED METAL - RED - WITH POWDERCOATED METAL
EF-03b	POWDERCOATED METAL - GREEN - WITH POWDERCOATED METAL
EF-03c	FOLDED METAL BALUSTRADE - SOLID - GALVANISED - WITH
EF-04	BRICK - BLONDE
EF-05	GLASS
EF-06a	FC SHEET - RED FINISH
EF-06b	FC SHEET - GREEN FINISH
EF-06c	FC SHEET - NATURAL FINISH
EF-07a	POWDERCOATED FRAME / MILLION - RED
EF-07b	POWDERCOATED FRAME / MILLION - GREEN
EF-07c	POWDERCOATED FRAME / MILLION - ALUMINIUM
EF-08	METAL MESH - GALVANISED - WITH GALVANISED METAL FRAME
EF-09	METAL SHEET - GALVANISED FINISH
EF-10	HARDWOOD TIMBER SCREEN
EF-11	METAL FRAMING - NATURAL FINISH
EF-12	TIMBER LOK GLAZED SLIDING DOOR
EF-13	METAL ANGLE - GALVENISED FINISH
EF-14	FABRIC AWNING - GREEN

This architectural elevation drawing illustrates the facade of a building complex, featuring three main sections: the South Tower, the East Pavilion, and the North Tower. The drawing is oriented with the ground line at the bottom, showing a hatched area representing the ground level.

South Tower: The South Tower is a multi-story building with a facade composed of various colored panels (orange, green, and grey) and large windows. It is labeled "SOUTH TOWER" and has a total height of 46,700. The ground floor is 4,000 units high, and the upper floors are 3,050 units high. The tower is divided into two main sections by a vertical red dashed line. The left section is labeled "EF-01a" and "EF-02a", and the right section is labeled "EF-01c", "EF-03b", "EF-02b", "EF-01b", and "EF-08". The tower is also labeled "EF-01d" and "EF-08".

East Pavilion: The East Pavilion is a smaller, single-story building located between the South and North Towers. It is labeled "EAST PAVILION" and has a total height of 10,000. The ground floor is 4,000 units high, and the upper floors are 3,050 units high. It is labeled "EF-08", "EF-10", "EF-02b", and "EF-03c".

North Tower: The North Tower is a multi-story building with a facade composed of various colored panels (orange, green, and grey) and large windows. It is labeled "NORTH TOWER" and has a total height of 49,950. The ground floor is 4,000 units high, and the upper floors are 3,050 units high. The tower is divided into two main sections by a vertical red dashed line. The left section is labeled "EF-01a", and the right section is labeled "EF-01c", "EF-02a", "EF-01b", and "EF-03a". The tower is also labeled "EF-01d".

Podium: The Podium is a single-story building located at the base of the North Tower. It is labeled "PODIUM" and has a total height of 10,000. The ground floor is 4,000 units high, and the upper floors are 3,050 units high. It is labeled "EF-01a".

Level Schedule: The level schedule is located on the right side of the drawing, showing the following levels and elevations:

- LEVEL 00 FFL [FPL 62.800]
- LEVEL 01 FFL [FPL 66.800]
- LEVEL 02 FFL [FPL 69.850]
- LEVEL 03 FFL [FPL 72.700]
- LEVEL 04 FFL [FPL 75.750]
- LEVEL 05 FFL [FPL 78.800]
- LEVEL 06 FFL [FPL 81.850]
- LEVEL 07 FFL [FPL 84.900]
- LEVEL 08 FFL [FPL 87.950]
- LEVEL 09 FFL [FPL 91.000]
- LEVEL 10 FFL [FPL 94.050]
- LEVEL 11 FFL [FPL 97.100]
- LEVEL 12 FFL [FPL 100.150]
- LEVEL 13 FFL [FPL 103.200]
- LEVEL 14 FFL [RL 106.250]
- LEVEL 15 FFL [RL 109.300]
- ROOF [RL 112.350]

GENERAL NOTES

THIS DRAWING SHOULD BE READ IN CONJUNCTION WITH ALL RELEVANT CONTRACTS, SPECIFICATIONS AND DRAWINGS.

COPYRIGHT OF THIS DRAWING IS VESTED IN THE ARCHITECTS.

DIMENSIONS ARE IN MILLIMETRES AND LEVELS ARE IN METRES.

DO NOT SCALE OFF DRAWINGS.

USE FIGURED DIMENSIONS ONLY. CHECK AND VERIFY ALL DIMENSIONS ON SITE PRIOR TO COMMENCING WORK.

REV	DATE	DESCRIPTION
1	22/12/2023	PRELIMINARY DTP SUBMISSION
2	15/02/2024	DRAFT DTP SUBMISSION
3	28/02/2024	FORMAL DTP SUBMISSION

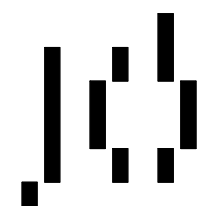
PROJECT
SYDNEY RD
511-537 SYDNEY ROAD, COBURG

DATE	CHECKED	APPROVED
FEB 2024	LW	CB

②A1

REVISION
3


COPYRIGHT
Jackson Clements Burrows
Pty Ltd Architects
345 SWAN STREET RICHMOND Vic 3121
T +613 9654 6227 jcba.com.au



EF-01a	PRECAST CONCRETE SMOOTH - RED OXIDE / STAIN FINISH
EF-01b	PRECAST CONCRETE SMOOTH - NATURAL FINISH
EF-01c	IN-SITU CONCRETE - NATURAL
EF-01d	IN-SITU CONCRETE - GREY
EF-01e	PRECAST CONCRETE - TEXTURED
EF-02a	FOLDED METAL BALUSTRADE - PERFORATED - RED - WITH
EF-02b	FOLDED METAL BALUSTRADE - PERFORATED - GREEN - WITH
EF-02c	FOLDED METAL BALUSTRADE - PERFORATED - GALVANISED
EF-03a	POWDERCOATED METAL - RED - WITH POWDERCOATED METAL
EF-03b	POWDERCOATED METAL - GREEN - WITH POWDERCOATED METAL
EF-03c	FOLDED METAL BALUSTRADE - SOLID - GALVANISED - WITH
EF-04	BRICK - BLONDE
EF-05	GLASS
EF-06a	FC SHEET - RED FINISH
EF-06b	FC SHEET - GREEN FINISH
EF-06c	FC SHEET - NATURAL FINISH
EF-07a	POWDERCOATED FRAME / MULLION - RED
EF-07b	POWDERCOATED FRAME / MULLION - GREEN
EF-07c	POWDERCOATED FRAME / MULLION - ALUMINIUM
EF-08	METAL MESH - GALVANISED - WITH GALVANISED METAL FRAME
EF-09	METAL SHEET - GALVANISED FINISH
EF-10	HARDWOOD TIMBER SCREEN
EF-11	METAL FRAMING - NATURAL FINISH
EF-12	TIMBER LOCK GLAZED SLIDING DOOR
EF-13	METAL ANGLE - GALVANISED FINISH
EF-14	FABRIC WINNING - GREEN

ROSS ST

SYDNEY RD



GENERAL NOTES

THIS DRAWING SHOULD BE READ IN CONJUNCTION WITH ALL RELEVANT CONTRACTS, SPECIFICATIONS AND DRAWINGS.

COPYRIGHT OF THIS DRAWING IS VESTED IN THE ARCHITECTS.

DIMENSIONS ARE IN MILLIMETRES AND LEVELS ARE IN METRES.

DO NOT SCALE OFF DRAWINGS.

USE FIGURED DIMENSIONS ONLY. CHECK AND VERIFY ALL DIMENSIONS ON SITE PRIOR TO COMMENCING WORK.

REV	DATE	DESCRIPTION
1	22/12/2023	PRELIMINARY DTP SUBMISSION
2	15/02/2024	DRAFT DTP SUBMISSION
3	28/02/2024	FORMAL DTP SUBMISSION

PROJECT
SYDNEY RD
511-537 SYDNEY ROAD, COBURG

DATE	CHECKED	APPROVED
FEB 2024	LW	CB

STATUS
TOWN PLANNING

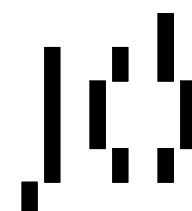
DRAWING NUMBER
TP 2-103

PROJECT #
22-076

REVISION
3

Jackson
Clements
Burrows
Architects

COPYRIGHT
Jackson Clements Burrows
Pty Ltd Architects
345 SWAN STREET RICHMOND Vic 3121
T +613 9654 6227 jcba.com.au



- EXTERNAL FINISHES**
- [EF-01a] PRECAST CONCRETE SMOOTH - RED OXIDE / STAIN FINISH
 - [EF-01b] PRECAST CONCRETE SMOOTH - NATURAL FINISH
 - [EF-01c] IN-SITU CONCRETE - NATURAL
 - [EF-01d] IN-SITU CONCRETE - GREY
 - [EF-01e] PRECAST CONCRETE - TEXTURED
 - [EF-02a] FOLDED METAL BALUSTRADE - PERFORATED - RED - WITH POWDERCOATED METAL FRAME TO SUIT
 - [EF-02b] FOLDED METAL BALUSTRADE - PERFORATED - GREEN - WITH POWDERCOATED METAL FRAME TO SUIT
 - [EF-02c] FOLDED METAL BALUSTRADE - PERFORATED - GALVANISED - WITH POWDERCOATED METAL FRAME TO SUIT
 - [EF-03a] POWDERCOATED METAL - RED - WITH POWDERCOATED METAL FRAME TO SUIT
 - [EF-03b] POWDERCOATED METAL - GREEN - WITH POWDERCOATED METAL FRAME TO SUIT
 - [EF-03c] FOLDED METAL BALUSTRADE - SOLID - GALVANISED - WITH METAL FRAME TO SUIT
 - [EF-04] BRICK - BLONDE
 - [EF-05] GLASS
 - [EF-06a] FC SHEET - RED FINISH
 - [EF-06b] FC SHEET - GREEN FINISH
 - [EF-06c] FC SHEET - NATURAL FINISH
 - [EF-07a] POWDERCOATED FRAME / MULLION - RED
 - [EF-07b] POWDERCOATED FRAME / MULLION - GREEN
 - [EF-07c] POWDERCOATED FRAME / MULLION - ALUMINIUM
 - [EF-08] METAL MESH - GALVANISED - WITH GALVANISED METAL FRAME TO SUIT
 - [EF-09] METAL SHEET - GALVANISED FINISH
 - [EF-10] HARDWOOD TIMBER SCREEN
 - [EF-11] METAL FRAMING - NATURAL FINISH
 - [EF-12] TIMBER LOOK GLAZED SLIDING DOOR
 - [EF-13] METAL ANGLE - GALVENISED FINISH
 - [EF-14] FABRIC AWNING - GREEN

This copied document to be made available
for the sole purpose of enabling
its consideration and review as
part of a planning process under the
Planning and Environment Act 1987.
The document must not be used for any
purpose which may breach any
copyright



ADVERTISED PLAN

GENERAL NOTES

THIS DRAWING SHOULD BE READ IN CONJUNCTION WITH ALL RELEVANT CONTRACTS, SPECIFICATIONS AND DRAWINGS.

COPYRIGHT OF THIS DRAWING IS VESTED IN THE ARCHITECTS.

DIMENSIONS ARE IN MILLIMETRES AND LEVELS ARE IN METRES.

DO NOT SCALE OFF DRAWINGS.

USE FIGURED DIMENSIONS ONLY. CHECK AND VERIFY ALL DIMENSIONS ON SITE PRIOR TO COMMENCING WORK.

TeamFox of E-Data Terms and Conditions:
<https://www.teamfox.com.au/terms-and-conditions>

REV	DATE	DESCRIPTION
1	22/12/2023	PRELIMINARY DTP SUBMISSION
2	15/02/2024	DRAFT DTP SUBMISSION
3	28/02/2024	FORMAL DTP SUBMISSION

CLIENT
ASSEMBLE

PROJECT
**SYDNEY RD
511-537 SYDNEY ROAD, COBURG**

DRAWING TITLE
WEST ELEVATION

DATE FEB 2024	CHECKED LW	APPROVED CB
-------------------------	----------------------	-----------------------

SCALE
As indicated
@A1
0 1 2 4 6 10m

STATUS
TOWN PLANNING

DRAWING NUMBER
TP 2-104

PROJECT #
22-076

REVISION
3

PRELIMINARY

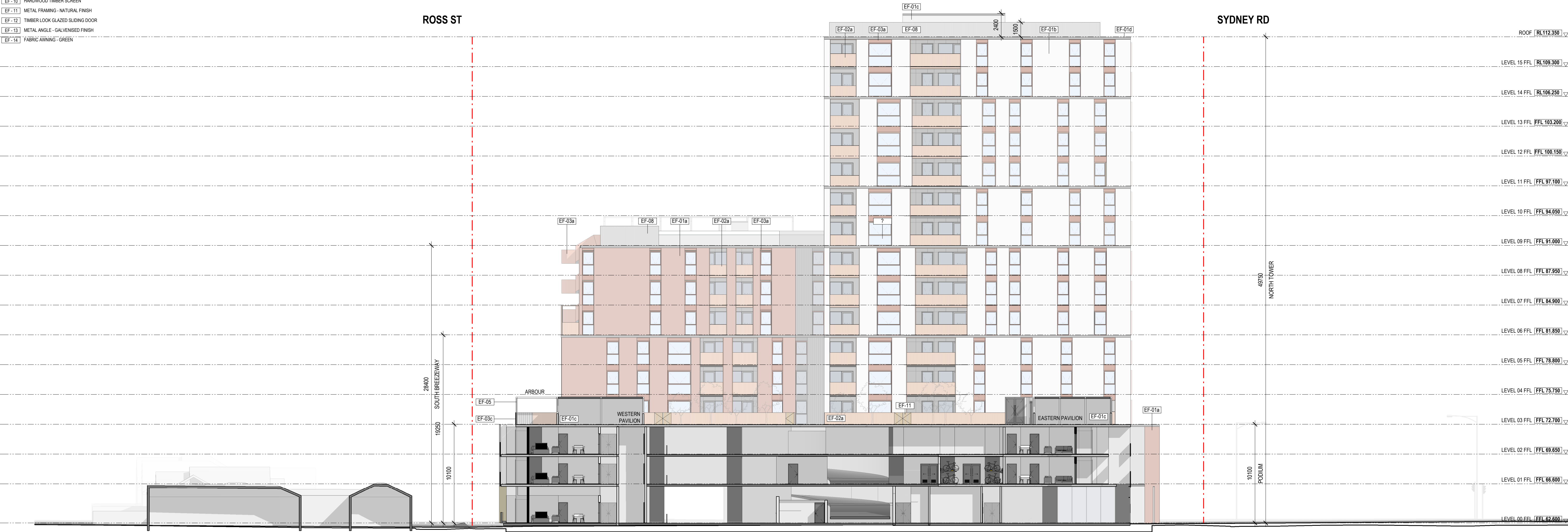
Jackson
Clements
Burrows
Architects

COPYRIGHT
Jackson Clements Burrows
Pty Ltd Architects
345 SWAN STREET, RICHMOND VIC 3121
T +613 9854 6227 jcba.com.au



- EXTERNAL FINISHES
- [EF-01a] PRECAST CONCRETE SMOOTH - RED OXIDE / STAIN FINISH
 - [EF-01b] PRECAST CONCRETE SMOOTH - NATURAL FINISH
 - [EF-01c] IN-SITU CONCRETE - NATURAL
 - [EF-01d] IN-SITU CONCRETE - GREY
 - [EF-01e] PRECAST CONCRETE - TEXTURED
 - [EF-02a] FOLDED METAL BALUSTRADE - PERFORATED - RED - WITH POWDERCOATED METAL FRAME TO SUIT
 - [EF-02b] FOLDED METAL BALUSTRADE - PERFORATED - GREEN - WITH POWDERCOATED METAL FRAME TO SUIT
 - [EF-02c] FOLDED METAL BALUSTRADE - PERFORATED - GALVANISED - WITH POWDERCOATED METAL FRAME TO SUIT
 - [EF-03a] POWDERCOATED METAL - RED - WITH POWDERCOATED METAL FRAME TO SUIT
 - [EF-03b] POWDERCOATED METAL - GREEN - WITH POWDERCOATED METAL FRAME TO SUIT
 - [EF-03c] FOLDED METAL BALUSTRADE - SOLID - GALVANISED - WITH METAL FRAME TO SUIT
 - [EF-04] BRICK - BLONDE
 - [EF-05] GLASS
 - [EF-06a] FC SHEET - RED FINISH
 - [EF-06b] FC SHEET - GREEN FINISH
 - [EF-06c] FC SHEET - NATURAL FINISH
 - [EF-07a] POWDERCOATED FRAME / MULLION - RED
 - [EF-07b] POWDERCOATED FRAME / MULLION - GREEN
 - [EF-07c] POWDERCOATED FRAME / MULLION - ALUMINIUM
 - [EF-08] METAL MESH - GALVANISED - WITH GALVANISED METAL FRAME TO SUIT
 - [EF-09] METAL SHEET - GALVANISED FINISH
 - [EF-10] HARDWOOD TIMBER SCREEN
 - [EF-11] METAL FRAMING - NATURAL FINISH
 - [EF-12] TIMBER LOOK GLAZED SLIDING DOOR
 - [EF-13] METAL ANGLE - GALVENISED FINISH
 - [EF-14] FABRIC AWNING - GREEN

This copied document to be made available for the sole purpose of enabling its consideration and review as part of a planning process under the Planning and Environment Act 1987. The document must not be used for any purpose which may breach any copyright



ADVERTISED
PLAN

GENERAL NOTES

THIS DRAWING SHOULD BE READ IN CONJUNCTION WITH ALL RELEVANT CONTRACTS, SPECIFICATIONS AND DRAWINGS.

COPYRIGHT OF THIS DRAWING IS VESTED IN THE ARCHITECTS.

DIMENSIONS ARE IN MILLIMETRES AND LEVELS ARE IN METRES.

DO NOT SCALE OFF DRAWINGS.

USE FIGURED DIMENSIONS ONLY. CHECK AND VERIFY ALL DIMENSIONS ON SITE PRIOR TO COMMENCING WORK.

TeamFax of E-Data Terms and Conditions:
<http://www.teamfax.com.au/TeamFax/TeamFaxTermsandConditions.aspx>

REV	DATE	DESCRIPTION
1	22/12/2023	PRELIMINARY DTP SUBMISSION
2	15/02/2024	DRAFT DTP SUBMISSION
3	28/02/2024	FORMAL DTP SUBMISSION

CLIENT
ASSEMBLE

PROJECT
**SYDNEY RD
511-537 SYDNEY ROAD, COBURG**

DRAWING TITLE
COURTYARD- SOUTH ELEVATION

DATE FEB 2024	CHECKED JS	APPROVED BI
-------------------------	----------------------	-----------------------

SCALE
As indicated
@A1
0 1 2 4 6 10m

STATUS TOWN PLANNING	PROJECT # 22-076
--------------------------------	----------------------------

DRAWING NUMBER TP 2-105	REVISION 3
-----------------------------------	----------------------

PRELIMINARY

Jackson
Clements
Burrows
Architects

COPYRIGHT
Jackson Clements Burrows
Pty Ltd Architects
345 SWAN STREET RICHMOND Vic 3121
T +613 9854 6227 jcba.com.au



- EXTERNAL FINISHES
- [EF-01a] PRECAST CONCRETE SMOOTH - RED OXIDE / STAIN FINISH
 - [EF-01b] PRECAST CONCRETE SMOOTH - NATURAL FINISH
 - [EF-01c] IN-SITU CONCRETE - NATURAL
 - [EF-01d] IN-SITU CONCRETE - GREY
 - [EF-01e] PRECAST CONCRETE - TEXTURED
 - [EF-02a] FOLDED METAL BALUSTRADE - PERFORATED - RED - WITH POWDERCOATED METAL FRAME TO SUIT
 - [EF-02b] FOLDED METAL BALUSTRADE - PERFORATED - GREEN - WITH POWDERCOATED METAL FRAME TO SUIT
 - [EF-02c] FOLDED METAL BALUSTRADE - PERFORATED - GALVANISED - WITH POWDERCOATED METAL FRAME TO SUIT
 - [EF-03a] POWDERCOATED METAL - RED - WITH POWDERCOATED METAL FRAME TO SUIT
 - [EF-03b] POWDERCOATED METAL - GREEN - WITH POWDERCOATED METAL FRAME TO SUIT
 - [EF-03c] FOLDED METAL BALUSTRADE - SOLID - GALVANISED - WITH METAL FRAME TO SUIT
 - [EF-04] BRICK - BLONDE
 - [EF-05] GLASS
 - [EF-06a] FC SHEET - RED FINISH
 - [EF-06b] FC SHEET - GREEN FINISH
 - [EF-06c] FC SHEET - NATURAL FINISH
 - [EF-07a] POWDERCOATED FRAME / MULLION - RED
 - [EF-07b] POWDERCOATED FRAME / MULLION - GREEN
 - [EF-07c] POWDERCOATED FRAME / MULLION - ALUMINIUM
 - [EF-08] METAL MESH - GALVANISED - WITH GALVANISED METAL FRAME TO SUIT
 - [EF-09] METAL SHEET - GALVANISED FINISH
 - [EF-10] HARDWOOD TIMBER SCREEN
 - [EF-11] METAL FRAMING - NATURAL FINISH
 - [EF-12] TIMBER LOOK GLAZED SLIDING DOOR
 - [EF-13] METAL ANGLE - GALVENISED FINISH
 - [EF-14] FABRIC AWNING - GREEN

This copied document to be made available for the sole purpose of enabling its consideration and review as part of a planning process under the Planning and Environment Act 1987. The document must not be used for any purpose which may breach any copyright



GENERAL NOTES

THIS DRAWING SHOULD BE READ IN CONJUNCTION WITH ALL RELEVANT CONTRACTS, SPECIFICATIONS AND DRAWINGS.

COPYRIGHT OF THIS DRAWING IS VESTED IN THE ARCHITECTS.

DIMENSIONS ARE IN MILLIMETRES AND LEVELS ARE IN METRES.

DO NOT SCALE OFF DRAWINGS.

USE FIGURED DIMENSIONS ONLY. CHECK AND VERIFY ALL DIMENSIONS ON SITE PRIOR TO COMMENCING WORK.

TeamFox of E-Data Terms and Conditions:
<http://www.teamfox.com.au/2018/02/01/teamfox-terms-and-conditions-of-use-1201-18/>

REV	DATE	DESCRIPTION
1	22/12/2023	PRELIMINARY DTP SUBMISSION
2	15/02/2024	DRAFT DTP SUBMISSION
3	28/02/2024	FORMAL DTP SUBMISSION

CLIENT

ASSEMBLE

PROJECT

SYDNEY RD
511-537 SYDNEY ROAD, COBURG

DRAWING TITLE

COURTYARD- NORTH ELEVATION

DATE	CHECKED	APPROVED
FEB 2024	JS	BI

SCALE

As indicated

@A1

0 1 2 4 6 10m

STATUS	PROJECT #
TOWN PLANNING	22-076

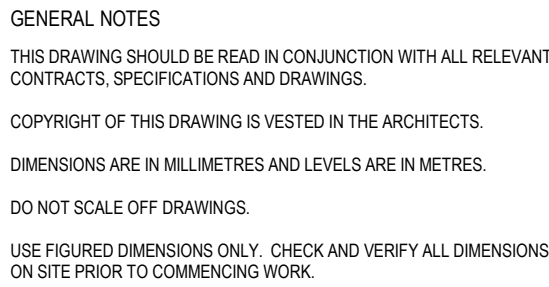
DRAWING NUMBER	REVISION
TP 2-106	3

Jackson
Clements
Burrows
Architects

COPYRIGHT
Jackson Clements Burrows
Pty Ltd Architects
345 SWAN STREET RICHMOND Vic 3121
T +613 9854 6227 jcba.com.au



**This copied document to be made available
for the sole purpose of enabling
its consideration and review as
part of a planning process under the
Planning and Environment Act 1987.
The document must not be used for any
purpose which may breach any
copyright**




CLIENT
ASSEMBLE

PROJECT
SYDNEY RD
511-537 SYDNEY ROAD, COBURG

SCALE
1 : 200

@A1



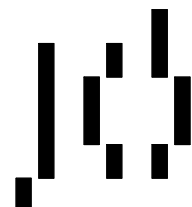
STATUS
TOWN PLANNING

DRAWING NUMBER
TP 3-101

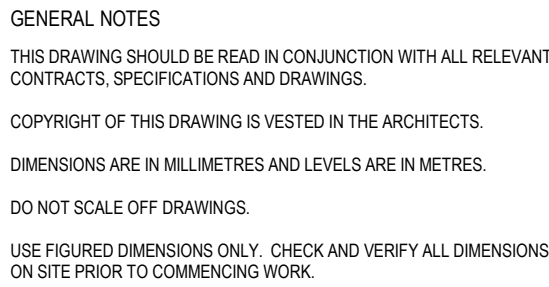
PROJECT #
22-07

REVISION
3

COPYRIGHT
Jackson Clements Burrows
Pty Ltd Architects
345 SWAN STREET RICHMOND Vic 3121
T +613 9654 6227 jcba.com.au



**This copied document to be made available
for the sole purpose of enabling
its consideration and review as
part of a planning process under the
Planning and Environment Act 1987.
The document must not be used for any
purpose which may breach any
copyright**




CLIENT
ASSEMBLE

PROJECT
SYDNEY RD
511-537 SYDNEY ROAD, COBURG

SCALE
1 : 200

@A1

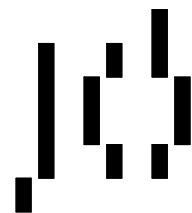


STATUS
TOWN PLANNING

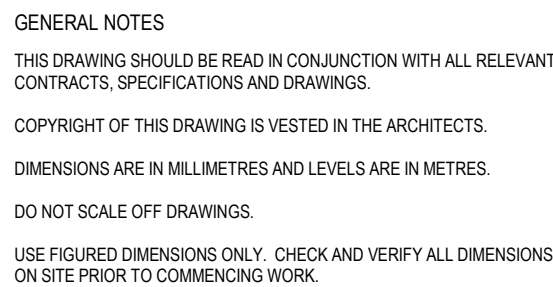
DRAWING NUMBER
TP 3-102

**Jackson
Clements
Burrows
Architects**

COPYRIGHT
Jackson Clements Burrows
Pty Ltd Architects
345 SWAN STREET RICHMOND Vic 3121
T +613 9654 6227 jcba.com.au



**This copied document to be made available
for the sole purpose of enabling
its consideration and review as
part of a planning process under the
Planning and Environment Act 1987.
The document must not be used for any
purpose which may breach any
copyright**

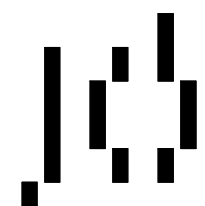


CLIENT
ASSEMBLE

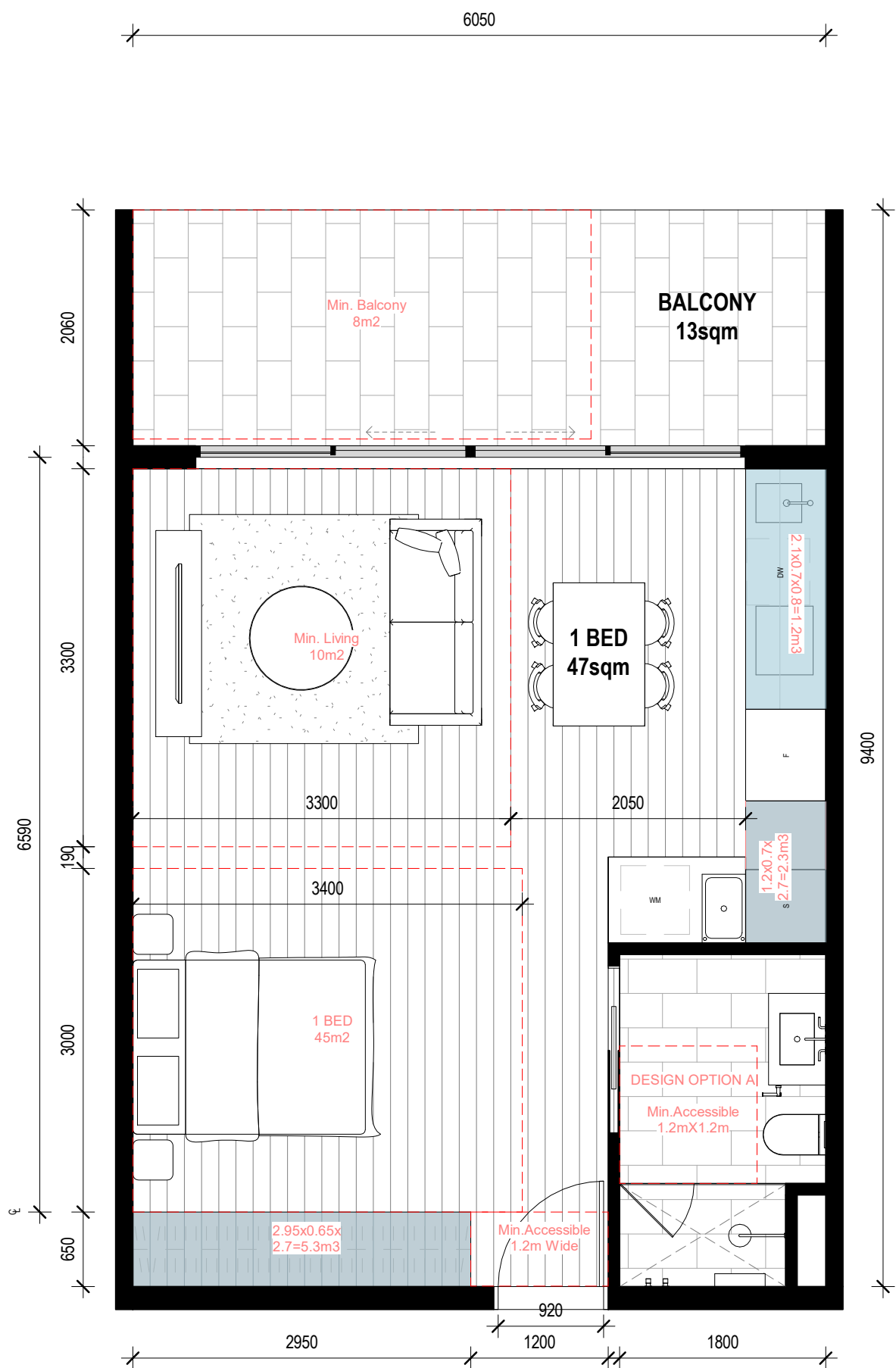
PROJECT
SYDNEY RD
511-537 SYDNEY ROAD, COBURG

Jackson
Clements
Burrows
Architects

COPYRIGHT
Jackson Clements Burrows
Pty Ltd Architects
345 SWAN STREET RICHMOND VIC 3121
T +613 9654 6227 jcba.com.au



ADVERTISED
PLAN



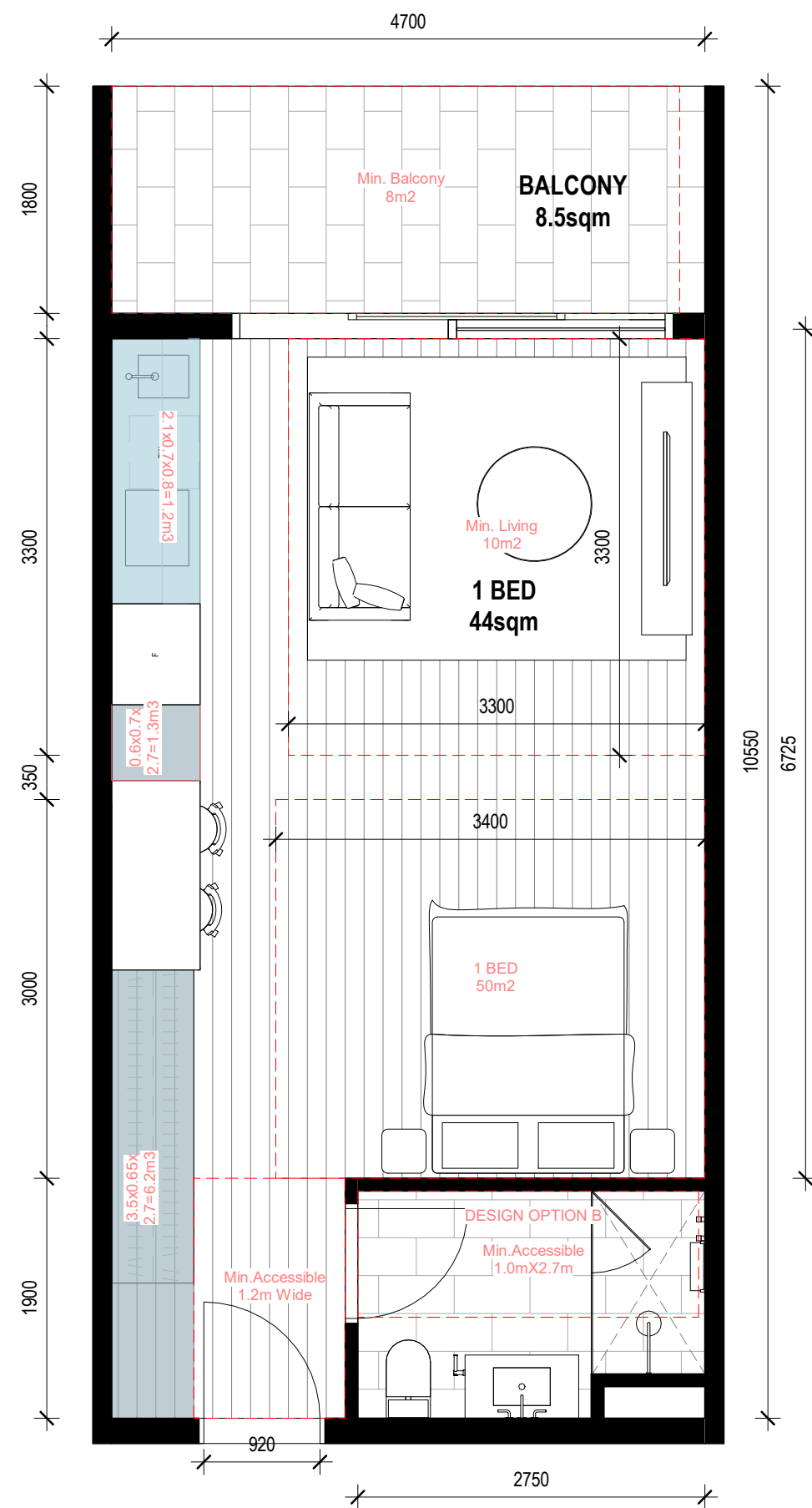
INSTANCES: 3

FUNCTIONAL LAYOUT: YES
POS COMPLIANCE: YES
STORAGE COMPLIANCE: YES
NATURAL VENTILATION: NO
ACCESS COMPLIANCE: YES

STORAGE WITHIN DWELLING - 8.8M³
EXTERNAL STORAGE REQUIRED - 0M³

MIN INTERNAL STORAGE REQUIRED - 5M³
TOTAL STORAGE REQUIRED - 8M³

1 STUDIO_TYPE A
1 : 50



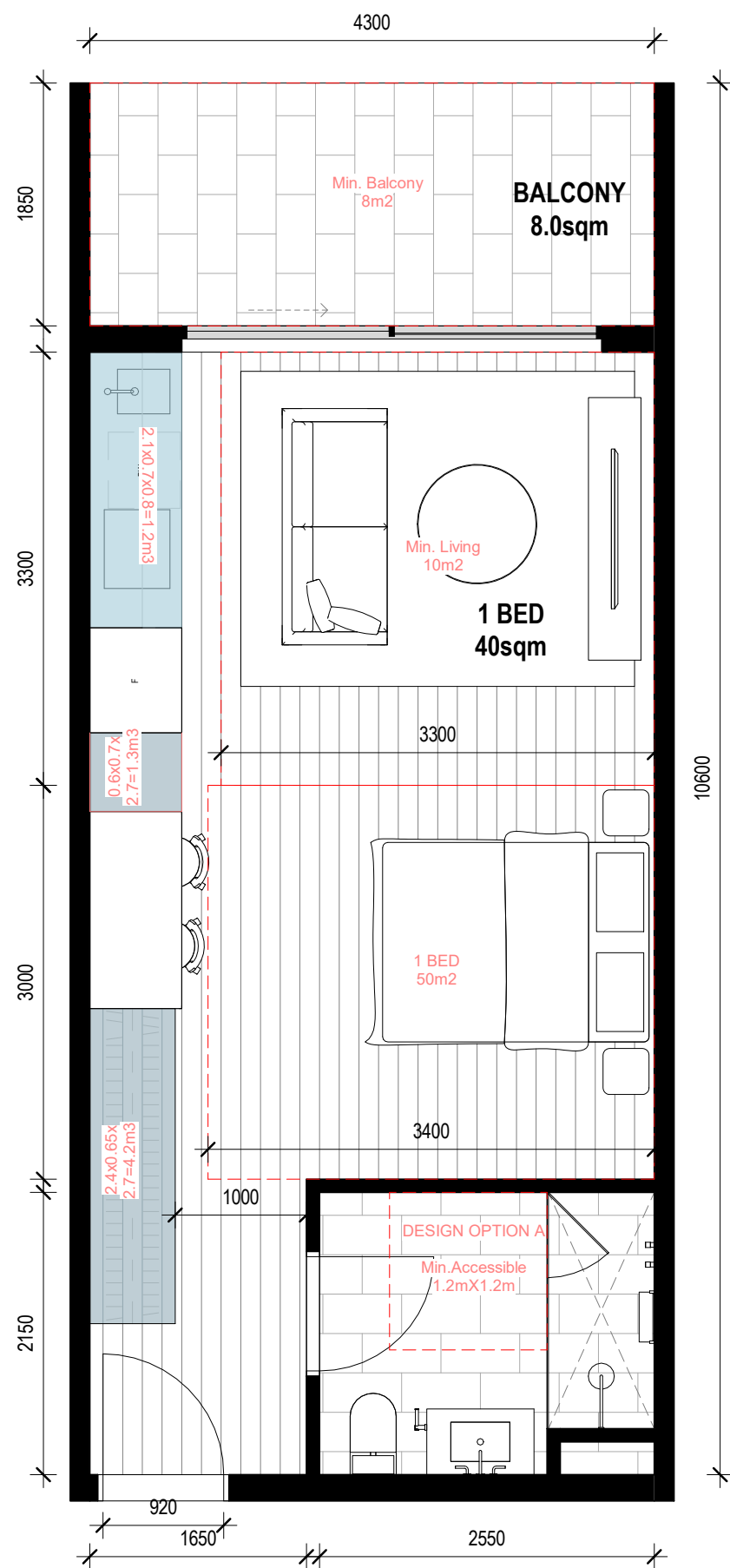
INSTANCES: 18

FUNCTIONAL LAYOUT: YES
POS COMPLIANCE: YES
STORAGE COMPLIANCE: YES
NATURAL VENTILATION: NO
ACCESS COMPLIANCE: YES

STORAGE WITHIN DWELLING - 8.7M³
EXTERNAL STORAGE REQUIRED - 0M³

MIN INTERNAL STORAGE REQUIRED - 5M³
TOTAL STORAGE REQUIRED - 8M³

2 STUDIO_TYPE B
1 : 50



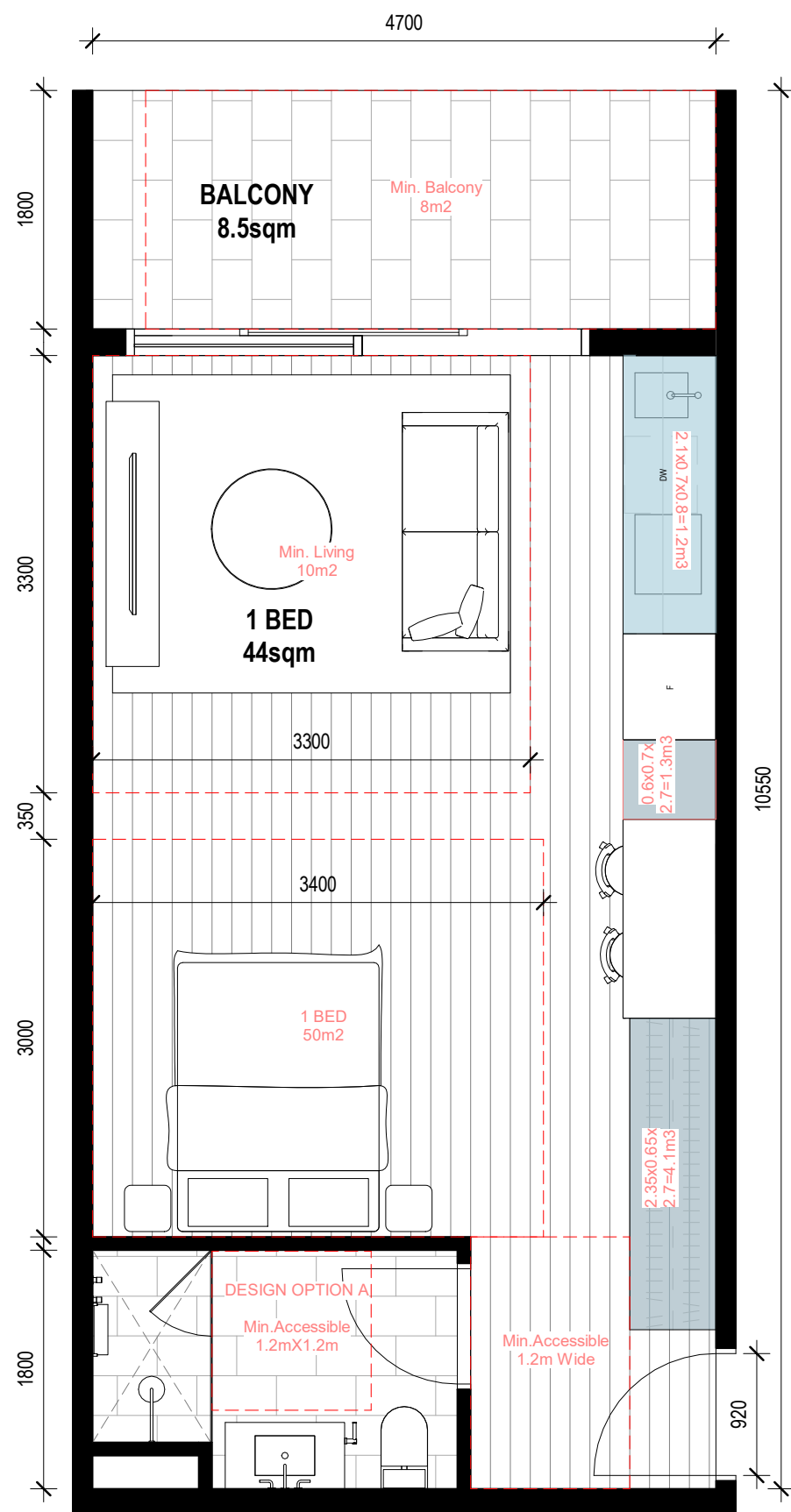
INSTANCES: 3

FUNCTIONAL LAYOUT: YES
POS COMPLIANCE: YES
STORAGE COMPLIANCE: YES
NATURAL VENTILATION: NO
ACCESS COMPLIANCE: NO

STORAGE WITHIN DWELLING - 6.7M³
EXTERNAL STORAGE REQUIRED - 1.3M³

MIN INTERNAL STORAGE REQUIRED - 6M³
TOTAL STORAGE REQUIRED - 8M³

3 STUDIO_TYPE C
1 : 50



INSTANCES: 2

FUNCTIONAL LAYOUT: YES
POS COMPLIANCE: YES
STORAGE COMPLIANCE: YES
NATURAL VENTILATION: NO
ACCESS COMPLIANCE: YES

STORAGE WITHIN DWELLING - 6.6M³
EXTERNAL STORAGE REQUIRED - 1.4M³

MIN INTERNAL STORAGE REQUIRED - 5M³
TOTAL STORAGE REQUIRED - 8M³

4 STUDIO_TYPE D
1 : 50

This copied document to be made available
for the sole purpose of enabling
its consideration and review as
part of a planning process under the
Planning and Environment Act 1987.
The document must not be used for any
purpose which may breach any
copyright

GENERAL NOTES
THIS DRAWING SHOULD BE READ IN CONJUNCTION WITH ALL RELEVANT
CONTRACTS, SPECIFICATIONS AND DRAWINGS.
COPYRIGHT OF THIS DRAWING IS VESTED IN THE ARCHITECTS.
DIMENSIONS ARE IN MILLIMETRES AND LEVELS ARE IN METRES.
DO NOT SCALE OFF DRAWINGS.
USE FIGURED DIMENSIONS ONLY. CHECK AND VERIFY ALL DIMENSIONS
ON SITE PRIOR TO COMMENCING WORK.

TeamFox of E-Data Terms and Conditions:
<http://www.teamfox.com.au/terms-and-conditions/privacy-of-data-1201.pdf>

REV	DATE	DESCRIPTION
1	22/12/2023	PRELIMINARY DTP SUBMISSION
2	15/02/2024	DRAFT DTP SUBMISSION
3	28/02/2024	FORMAL DTP SUBMISSION

CLIENT
ASSEMBLE

PROJECT
**SYDNEY RD
511-537 SYDNEY ROAD, COBURG**

DRAWING TITLE
**BADS COMPLIANCE PLAN_STUDIO
APARTMENTS**

DATE	CHECKED	APPROVED
FEB 2024	LW	CB

SCALE
1 : 50
@A1
0 0.25 0.5 1 1.5 2.5m

STATUS
TOWN PLANNING

DRAWING NUMBER
TP 4-101

PROJECT #
22-076

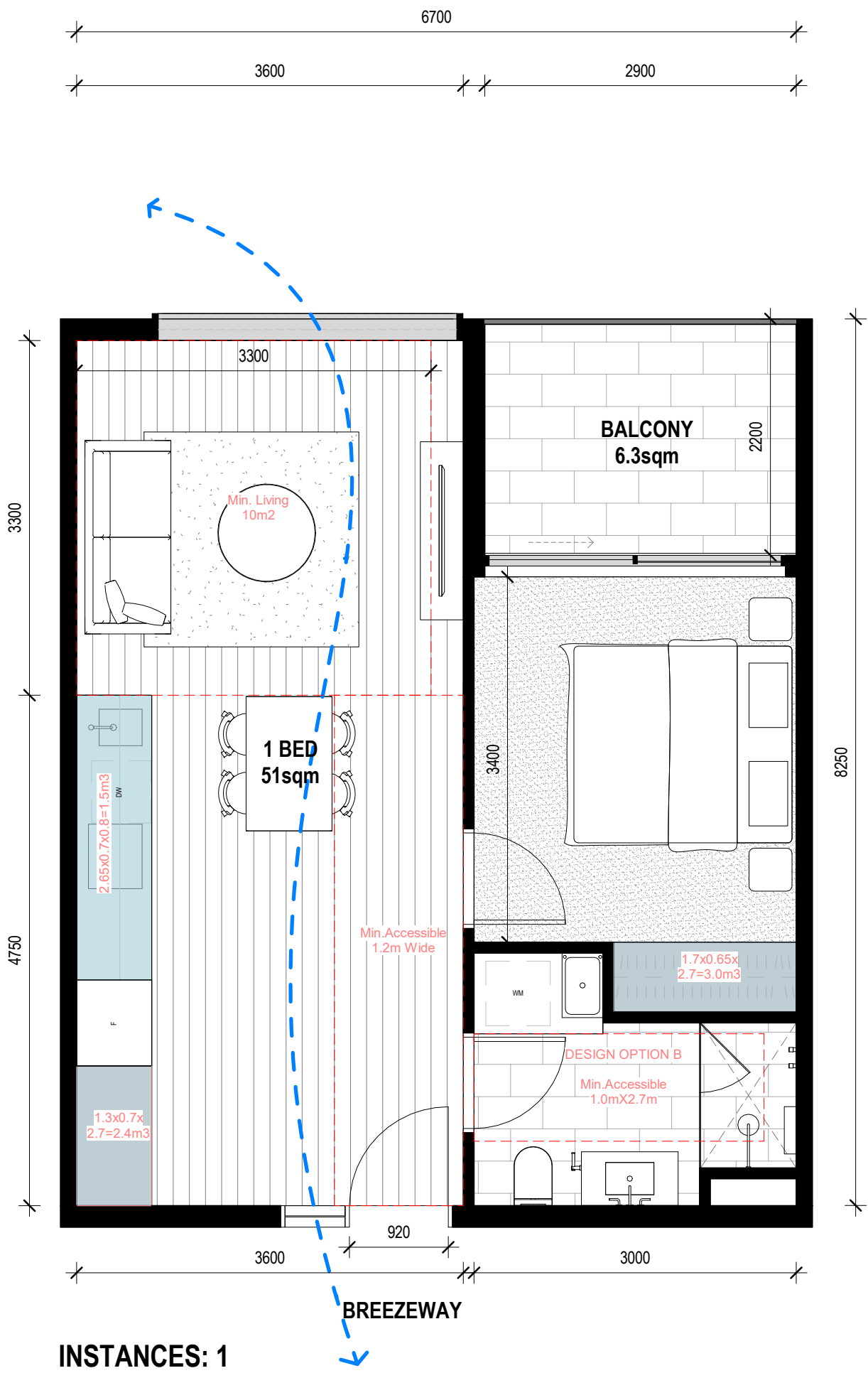
REVISION
3

Jackson
Clements
Burrows
Architects

COPYRIGHT
Jackson Clements Burrows
Pty Ltd Architects
345 SWAN STREET, RICHMOND Vic 3121
T +613 9654 6227 jcba.com.au



This copied document to be made available for the sole purpose of enabling its consideration and review as part of a planning process under the Planning and Environment Act 1987. The document must not be used for any purpose which may breach any copyright



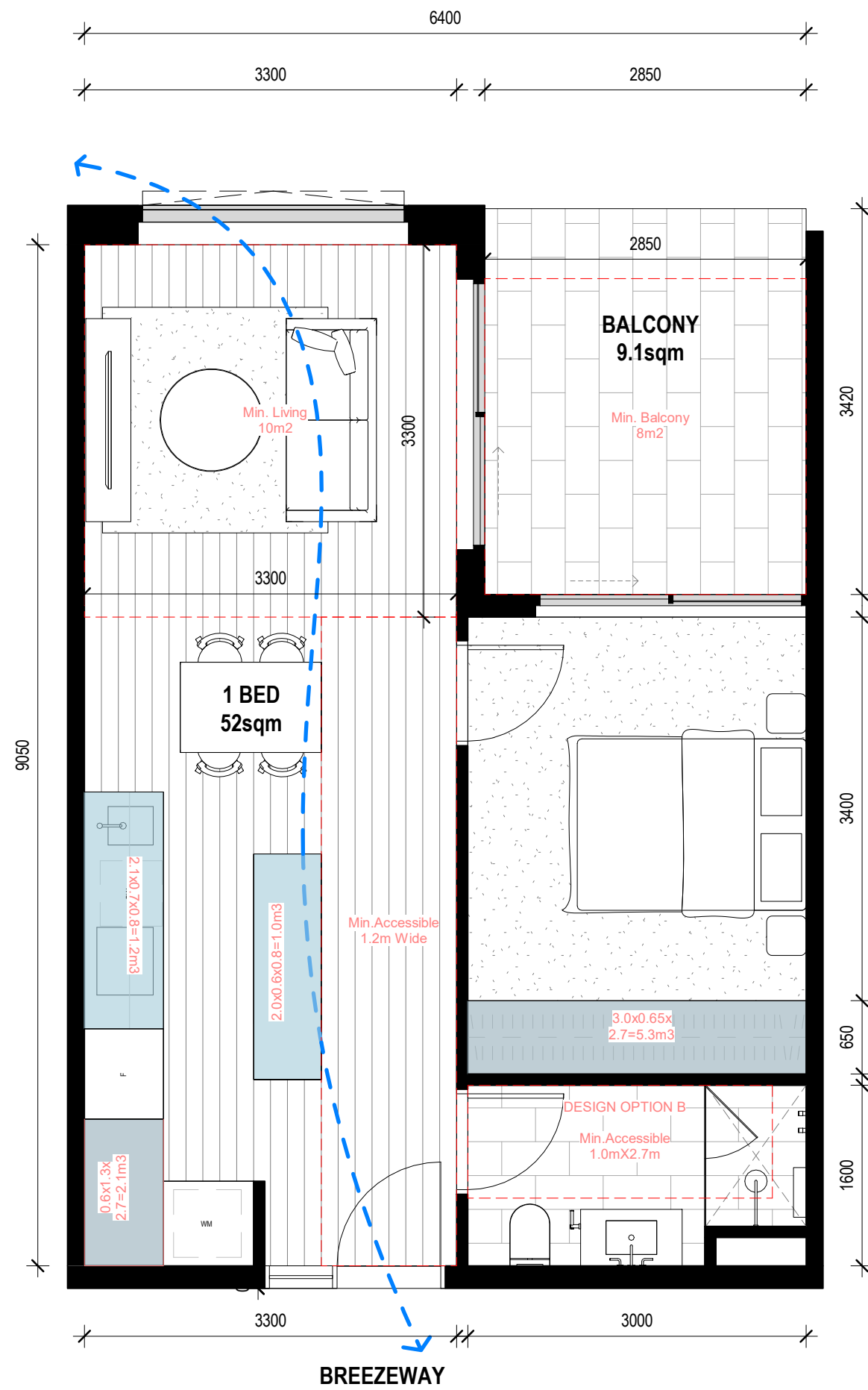
INSTANCES: 1

FUNCTIONAL LAYOUT: YES
POS COMPLIANCE: NO
STORAGE COMPLIANCE: YES
NATURAL VENTILATION: YES
ACCESS COMPLIANCE: YES

STORAGE WITHIN DWELLING - 7.9M³
EXTERNAL STORAGE REQUIRED - 2.1M³

MIN INTERNAL STORAGE REQUIRED - 6M³
TOTAL STORAGE REQUIRED - 10M³

1 1B1B_TYPE A 1 : 50



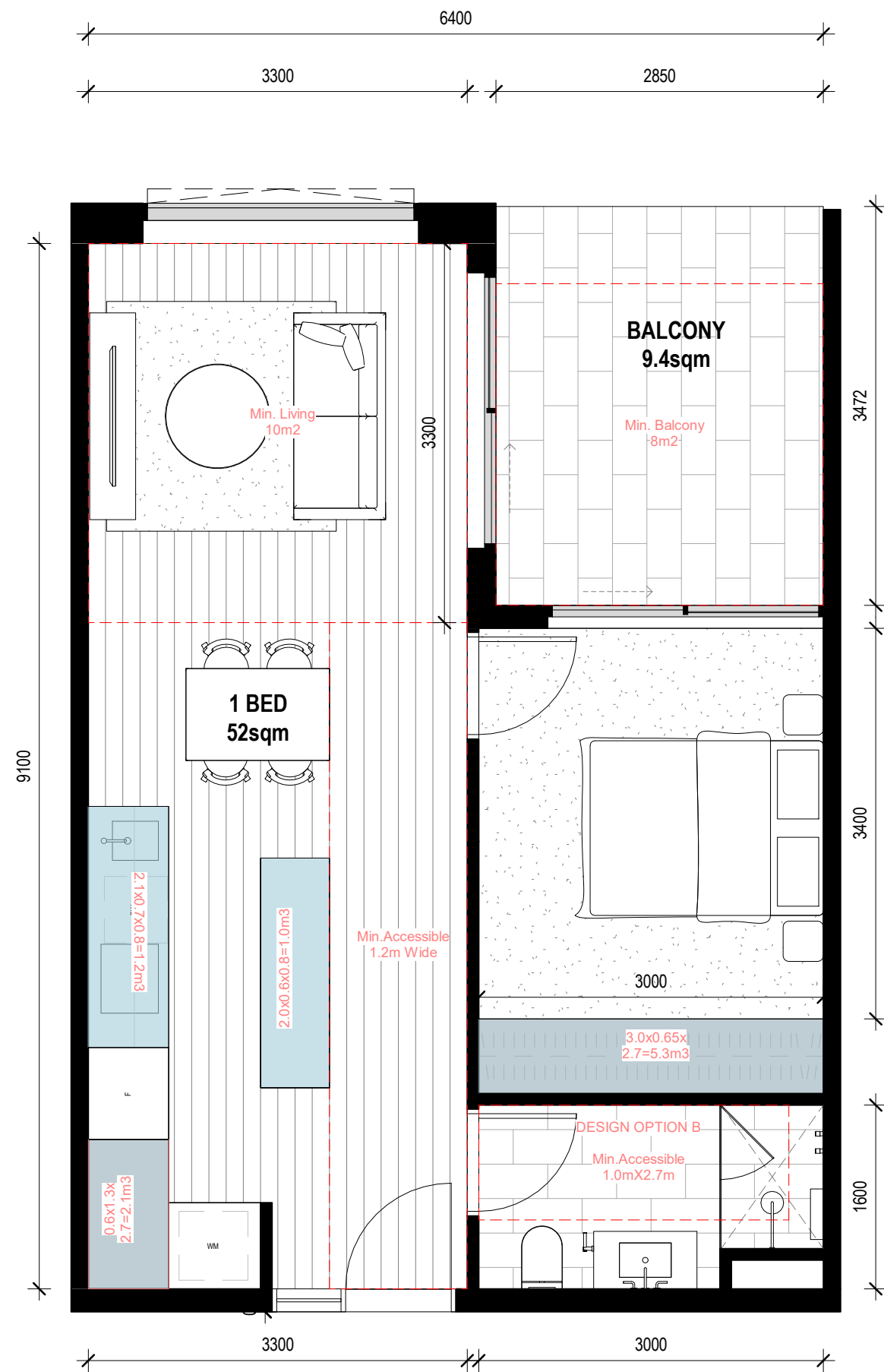
INSTANCES: 18

FUNCTIONAL LAYOUT: YES
POS COMPLIANCE: YES
STORAGE COMPLIANCE: YES
NATURAL VENTILATION: YES
ACCESS COMPLIANCE: YES

STORAGE WITHIN DWELLING - 9.6M³
EXTERNAL STORAGE REQUIRED - 0.4M³

MIN INTERNAL STORAGE REQUIRED - 6M³
TOTAL STORAGE REQUIRED - 10M³

2 1B1B_TYPE B 1 : 50



INSTANCES: 12

FUNCTIONAL LAYOUT: YES
POS COMPLIANCE: YES
STORAGE COMPLIANCE: YES
NATURAL VENTILATION: NO
ACCESS COMPLIANCE: YES

STORAGE WITHIN DWELLING - 9.6M³
EXTERNAL STORAGE REQUIRED - 0.4M³

MIN INTERNAL STORAGE REQUIRED - 6M³
TOTAL STORAGE REQUIRED - 10M³

3 1B1B_TYPE C 1 : 50

ADVERTISED PLAN

GENERAL NOTES
THIS DRAWING SHOULD BE READ IN CONJUNCTION WITH ALL RELEVANT CONTRACTS, SPECIFICATIONS AND DRAWINGS.
COPYRIGHT OF THIS DRAWING IS VESTED IN THE ARCHITECTS.
DIMENSIONS ARE IN MILLIMETRES AND LEVELS ARE IN METRES.
DO NOT SCALE OFF DRAWINGS.
USE FIGURED DIMENSIONS ONLY. CHECK AND VERIFY ALL DIMENSIONS ON SITE PRIOR TO COMMENCING WORK.

TeamFox of E-Data Terms and Conditions:
<http://www.teamfox.com.au/2018/01/01/teamfox-terms-and-conditions-of-use-1001.pdf>

REV	DATE	DESCRIPTION
1	22/12/2023	PRELIMINARY DTP SUBMISSION
2	15/02/2024	DRAFT DTP SUBMISSION
3	28/02/2024	FORMAL DTP SUBMISSION

CLIENT
ASSEMBLE

PROJECT
**SYDNEY RD
511-537 SYDNEY ROAD, COBURG**

DRAWING TITLE
**BADS COMPLIANCE PLAN_1 BED
APARTMENTS**

DATE
FEB 2024

CHECKED
Checker

APPROVED
Approver

SCALE
1 : 50
@A1

STATUS
TOWN PLANNING

DRAWING NUMBER
TP 4-102

PROJECT #
22-076

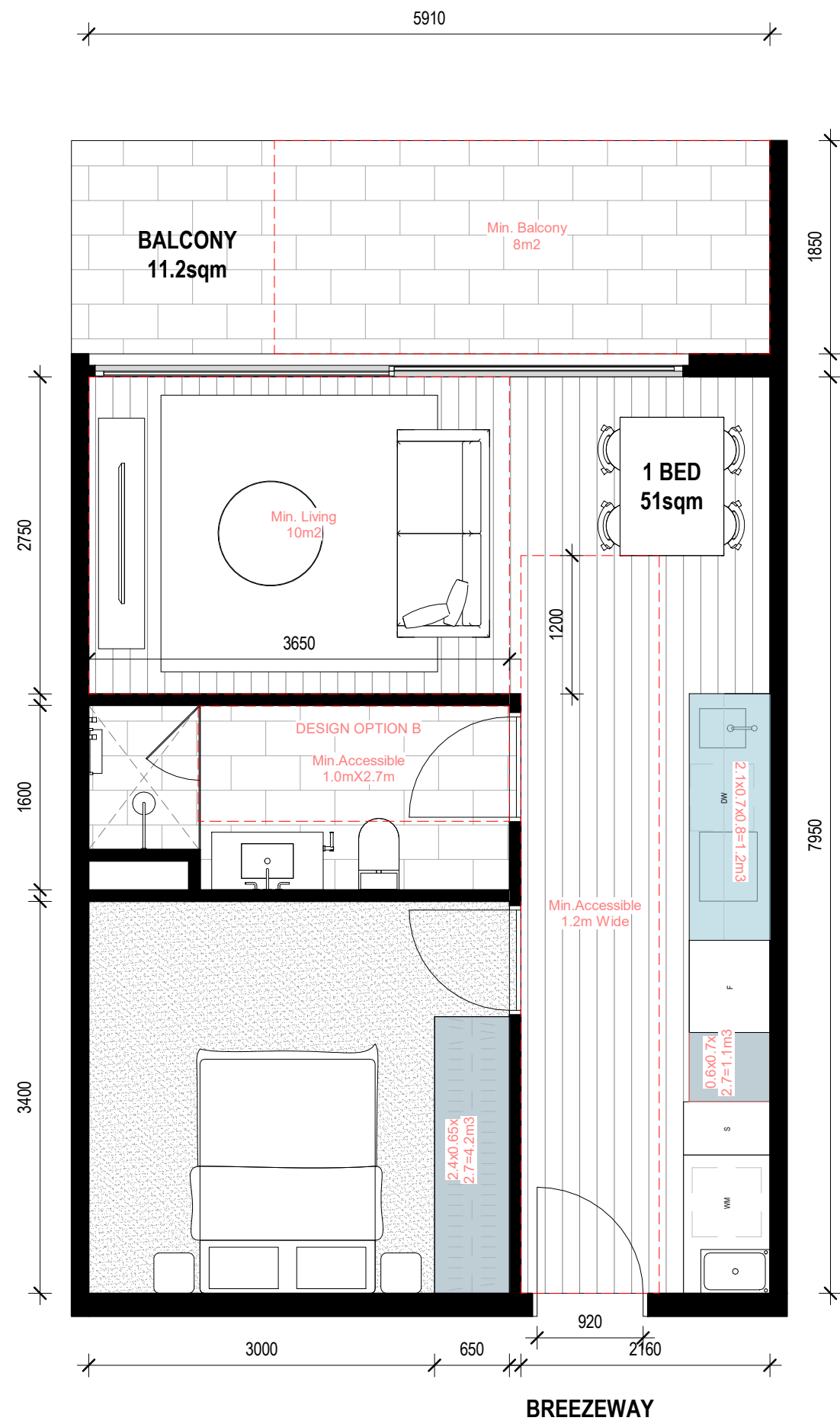
REVISION
3

Jackson
Clements
Burrows
Architects

COPYRIGHT
Jackson Clements Burrows
Pty Ltd Architects
345 SWAN STREET, RICHMOND VIC 3121
T +613 9654 6227 jcba.com.au



ADVERTISED
PLAN



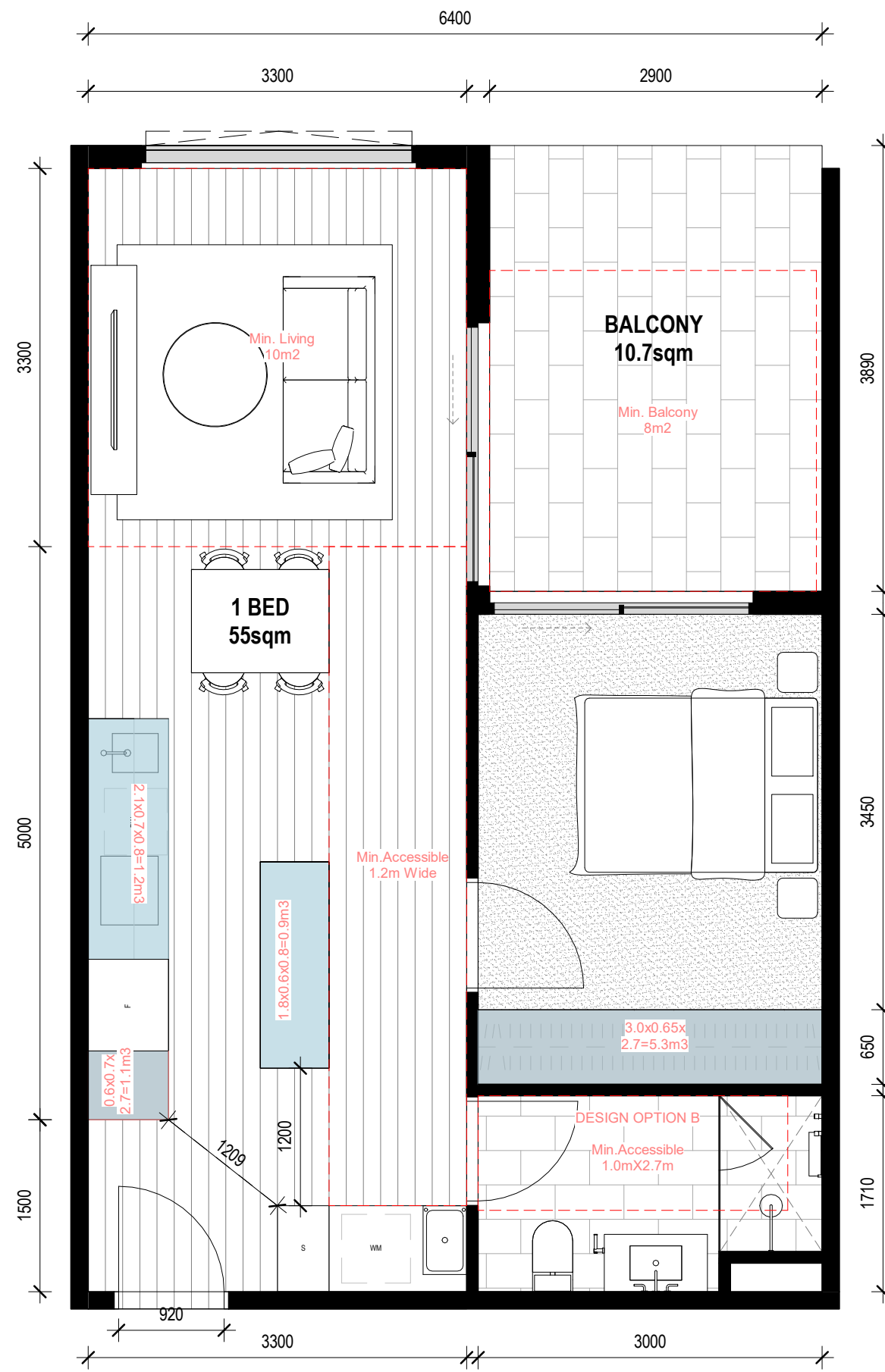
INSTANCES: 3

FUNCTIONAL LAYOUT: NO
POS COMPLIANCE: YES
STORAGE COMPLIANCE: YES
NATURAL VENTILATION: NO
ACCESS COMPLIANCE: YES

STORAGE WITHIN DWELLING - 6.5M³
EXTERNAL STORAGE REQUIRED - 3.5M³

MIN INTERNAL STORAGE REQUIRED - 6M³
TOTAL STORAGE REQUIRED - 10M³

1 1B1B_TYPE D
1 : 50



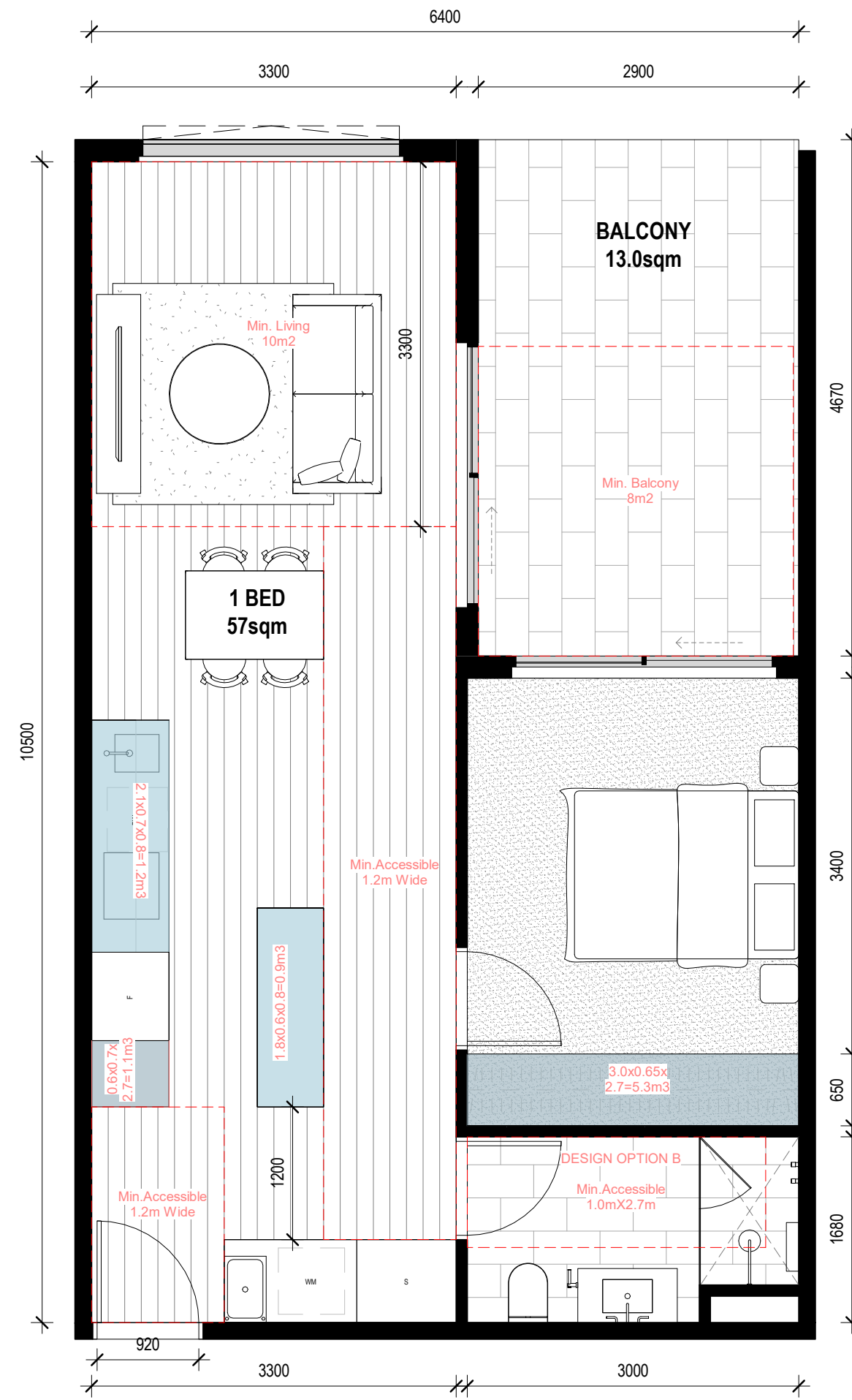
INSTANCES: 10

FUNCTIONAL LAYOUT: YES
POS COMPLIANCE: YES
STORAGE COMPLIANCE: YES
NATURAL VENTILATION: NO
ACCESS COMPLIANCE: YES

STORAGE WITHIN DWELLING - 8.5M³
EXTERNAL STORAGE REQUIRED - 1.5M³

MIN INTERNAL STORAGE REQUIRED - 6M³
TOTAL STORAGE REQUIRED - 10M³

2 1B1B_TYPE E
1 : 50



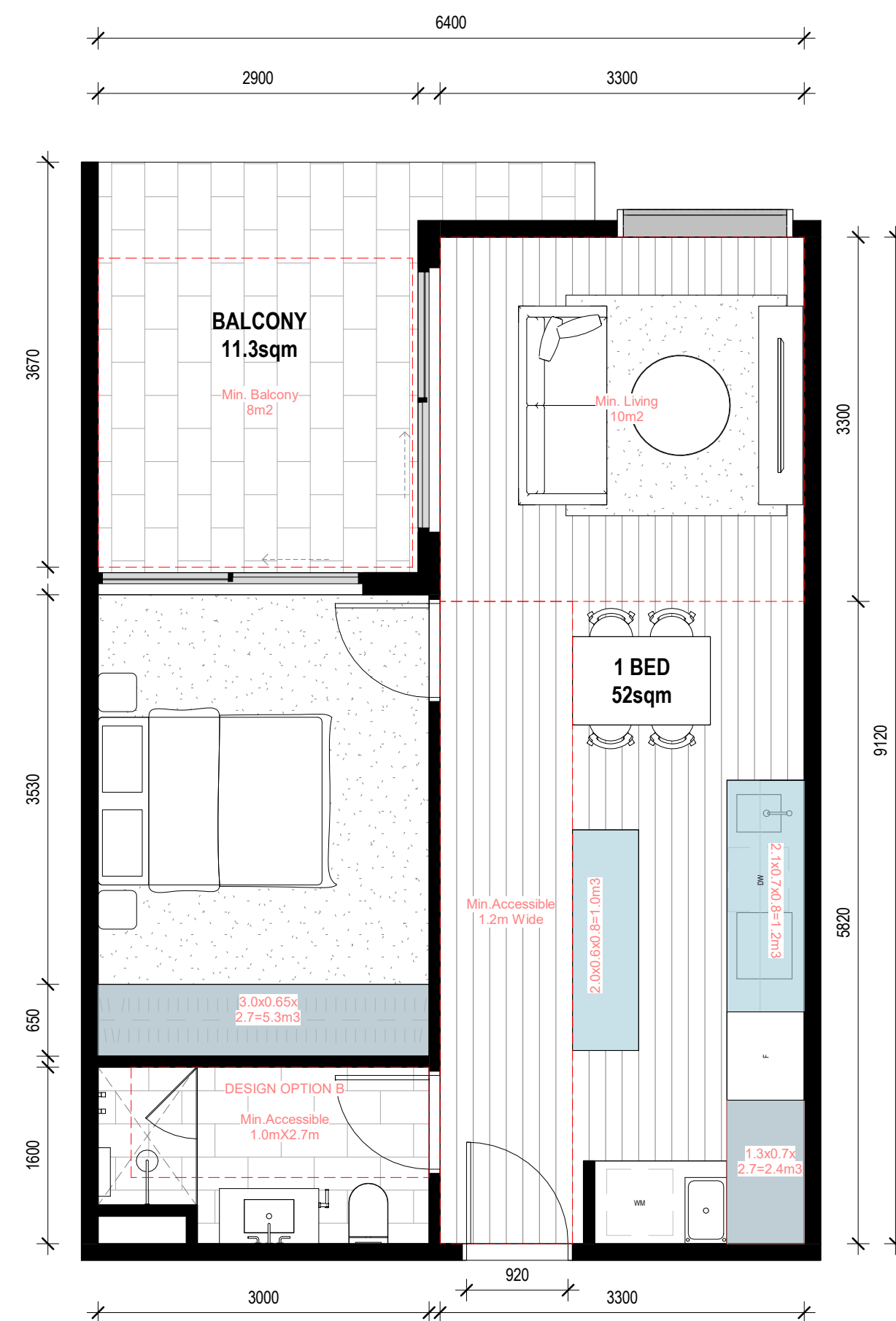
INSTANCES: 13

FUNCTIONAL LAYOUT: YES
POS COMPLIANCE: YES
STORAGE COMPLIANCE: YES
NATURAL VENTILATION: NO
ACCESS COMPLIANCE: YES

STORAGE WITHIN DWELLING - 8.5M³
EXTERNAL STORAGE REQUIRED - 1.5M³

MIN INTERNAL STORAGE REQUIRED - 6M³
TOTAL STORAGE REQUIRED - 10M³

3 1B1B_TYPE F
1 : 50



INSTANCES: 10

FUNCTIONAL LAYOUT: YES
POS COMPLIANCE: YES
STORAGE COMPLIANCE: YES
NATURAL VENTILATION: NO
ACCESS COMPLIANCE: YES

STORAGE WITHIN DWELLING - 9.9M³
EXTERNAL STORAGE REQUIRED - 0.1M³

MIN INTERNAL STORAGE REQUIRED - 6M³
TOTAL STORAGE REQUIRED - 10M³

4 1B1B_TYPE G
1 : 50

This copied document to be made available
for the sole purpose of enabling
its consideration and review as
part of a planning process under the
Planning and Environment Act 1987.
The document must not be used for any
purpose which may breach any
copyright

GENERAL NOTES
THIS DRAWING SHOULD BE READ IN CONJUNCTION WITH ALL RELEVANT
CONTRACTS, SPECIFICATIONS AND DRAWINGS.
COPYRIGHT OF THIS DRAWING IS VESTED IN THE ARCHITECTS.
DIMENSIONS ARE IN MILLIMETRES AND LEVELS ARE IN METRES.
DO NOT SCALE OFF DRAWINGS.
USE FIGURED DIMENSIONS ONLY. CHECK AND VERIFY ALL DIMENSIONS
ON SITE PRIOR TO COMMENCING WORK.

TeamFax of E-Data Terms and Conditions:
<http://www.teamfax.com.au/TeamFaxTermsandConditions.aspx?cid=1001.pdf>

REV	DATE	DESCRIPTION
1	22/12/2023	PRELIMINARY DTP SUBMISSION
2	15/02/2024	DRAFT DTP SUBMISSION
3	28/02/2024	FORMAL DTP SUBMISSION

CLIENT
ASSEMBLE

PROJECT
**SYDNEY RD
511-537 SYDNEY ROAD, COBURG**

DRAWING TITLE
**BADS COMPLIANCE PLAN_1 BED
APARTMENTS**

DATE	CHECKED	APPROVED
FEB 2024	LW	CB

SCALE
1 : 50
@A1
0 0.25 0.5 1 1.5 2.5m

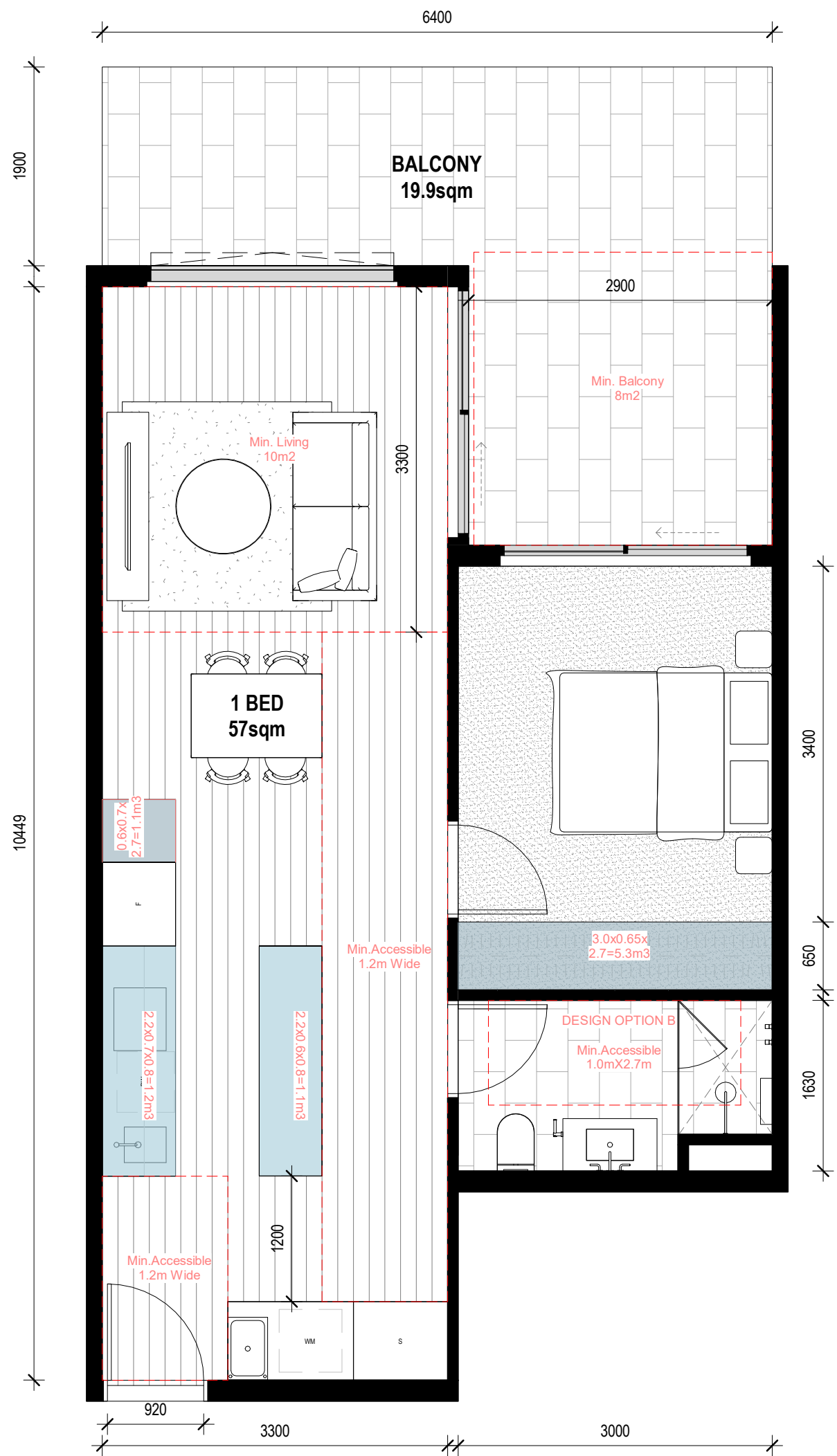
STATUS	PROJECT #
TOWN PLANNING	22-076

DRAWING NUMBER	REVISION
TP 4-103	3

**Jackson
Clements
Burrows
Architects**

COPYRIGHT
Jackson Clements Burrows
Pty Ltd Architects
345 SWAN STREET, RICHMOND VIC 3121
T +613 9654 6227 jcba.com.au





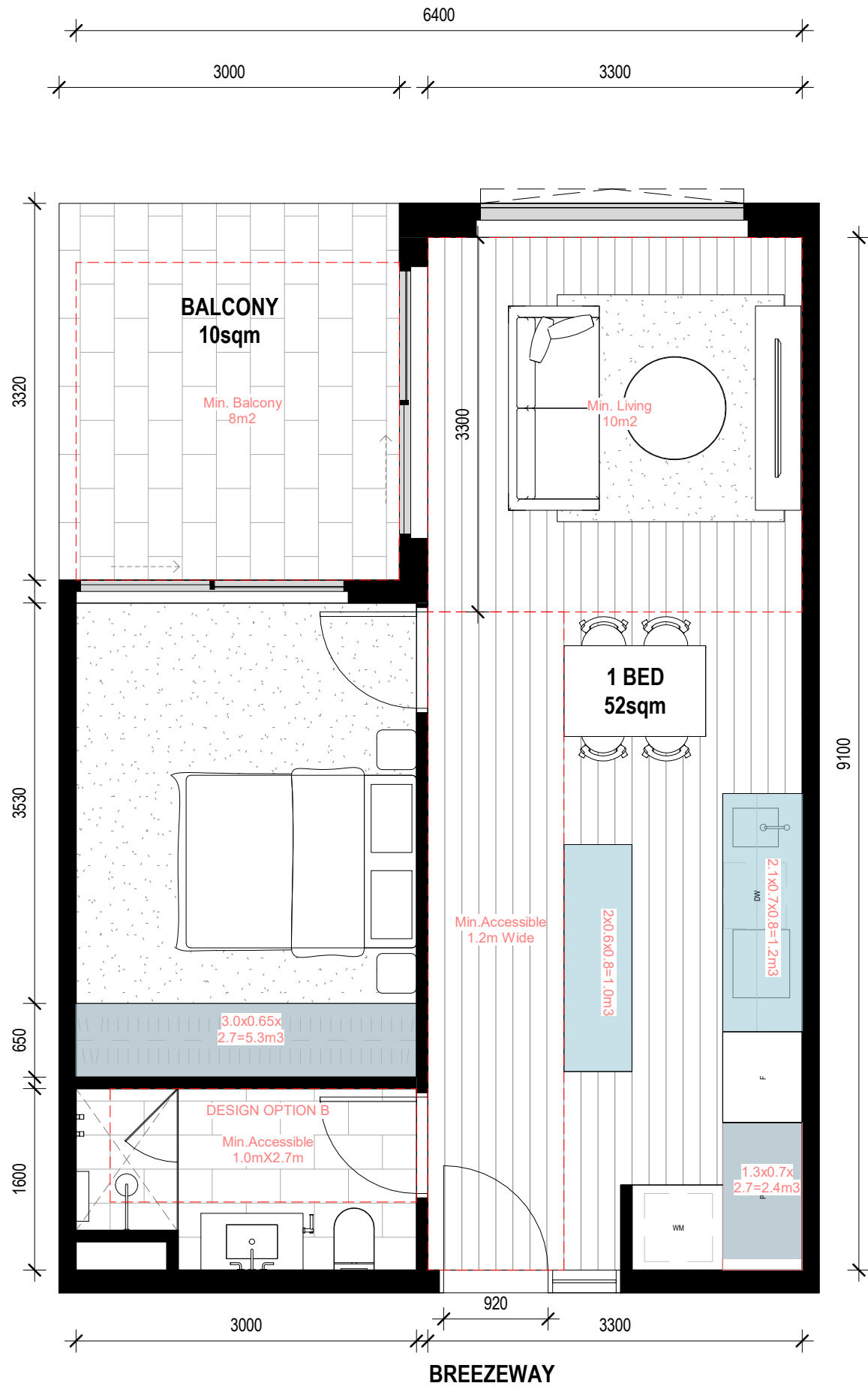
INSTANCES: 2

FUNCTIONAL LAYOUT: YES
POS COMPLIANCE: YES
STORAGE COMPLIANCE: YES
NATURAL VENTILATION: NO
ACCESS COMPLIANCE: YES

STORAGE WITHIN DWELLING - 8.7M³
EXTERNAL STORAGE REQUIRED - 1.3M³

MIN INTERNAL STORAGE REQUIRED - 6M³
TOTAL STORAGE REQUIRED - 10M³

1 1B1B_Type H
1 : 50



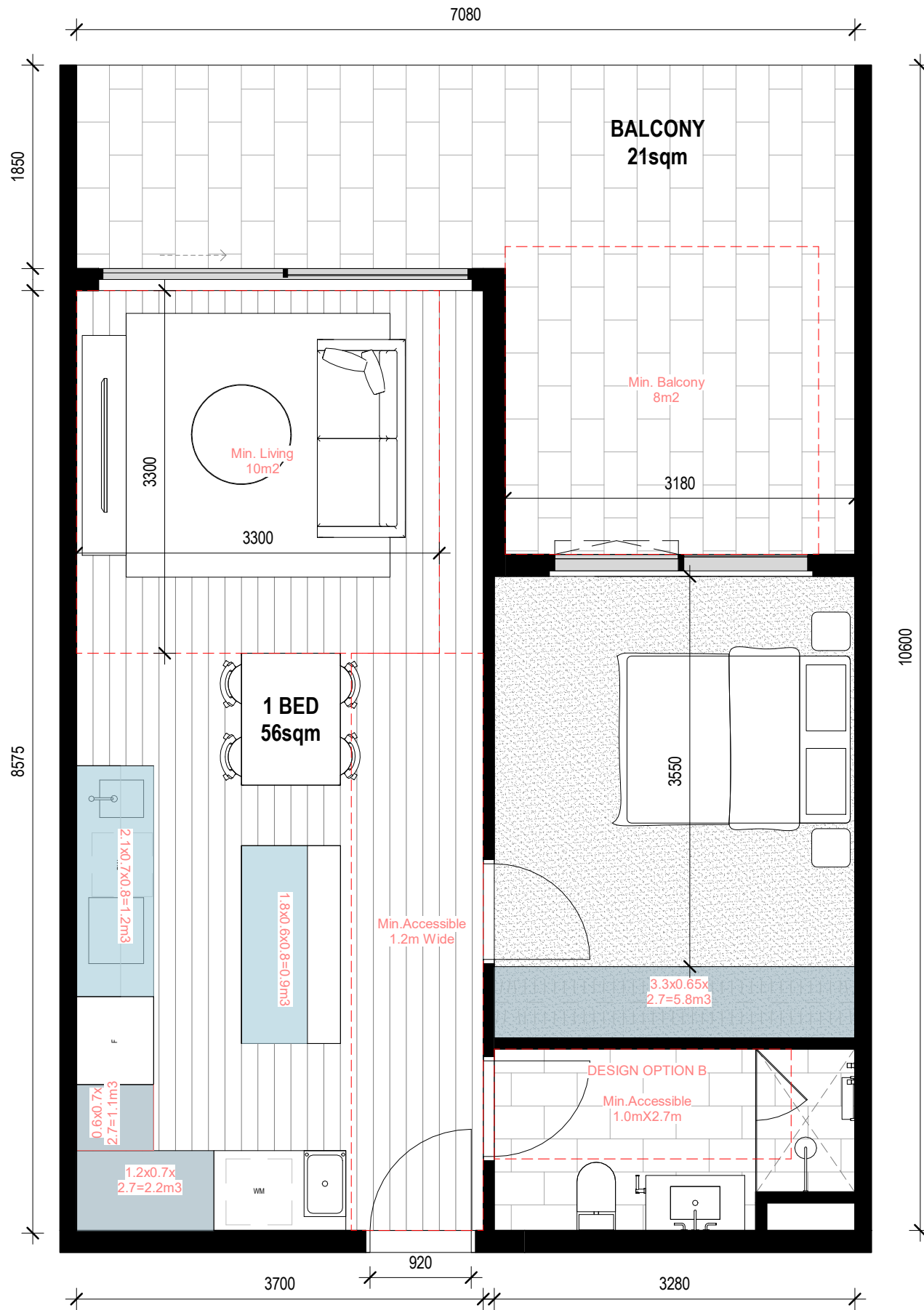
INSTANCES: 3

FUNCTIONAL LAYOUT: YES
POS COMPLIANCE: YES
STORAGE COMPLIANCE: YES
NATURAL VENTILATION: NO
ACCESS COMPLIANCE: YES

STORAGE WITHIN DWELLING - 9.9M³
EXTERNAL STORAGE REQUIRED - 0.1M³

MIN INTERNAL STORAGE REQUIRED - 6M³
TOTAL STORAGE REQUIRED - 10M³

2 1B1B_Type I
1 : 50



INSTANCES: 3

FUNCTIONAL LAYOUT: YES
POS COMPLIANCE: YES
STORAGE COMPLIANCE: YES
NATURAL VENTILATION: NO
ACCESS COMPLIANCE: YES

STORAGE WITHIN DWELLING - 11.2M³
EXTERNAL STORAGE REQUIRED - 0M³

MIN INTERNAL STORAGE REQUIRED - 6M³
TOTAL STORAGE REQUIRED - 10M³

3 1B1B_Type J
1 : 50

ADVERTISED
PLAN

This copied document to be made available
for the sole purpose of enabling
its consideration and review as
part of a planning process under the
Planning and Environment Act 1987.
The document must not be used for any
purpose which may breach any
copyright

GENERAL NOTES
THIS DRAWING SHOULD BE READ IN CONJUNCTION WITH ALL RELEVANT
CONTRACTS, SPECIFICATIONS AND DRAWINGS.
COPYRIGHT OF THIS DRAWING IS VESTED IN THE ARCHITECTS.
DIMENSIONS ARE IN MILLIMETRES AND LEVELS ARE IN METRES.
DO NOT SCALE OFF DRAWINGS.
USE FIGURED DIMENSIONS ONLY. CHECK AND VERIFY ALL DIMENSIONS
ON SITE PRIOR TO COMMENCING WORK.

TeamFax of E-Data Terms and Conditions:
<http://www.teamfax.com.au/TeamFaxTermsandConditions.aspx>

REV	DATE	DESCRIPTION
1	22/12/2023	PRELIMINARY DTP SUBMISSION
2	15/02/2024	DRAFT DTP SUBMISSION
3	28/02/2024	FORMAL DTP SUBMISSION

CLIENT
ASSEMBLE

PROJECT
SYDNEY RD
511-537 SYDNEY ROAD, COBURG

DRAWING TITLE
BADS COMPLIANCE PLAN_1 BED
APARTMENTS

DATE FEB 2024	CHECKED LW	APPROVED CB
------------------	---------------	----------------

SCALE
1 : 50
@A1
0 0.25 0.5 1 1.5 2.5m

STATUS TOWN PLANNING	PROJECT # 22-076
-------------------------	---------------------

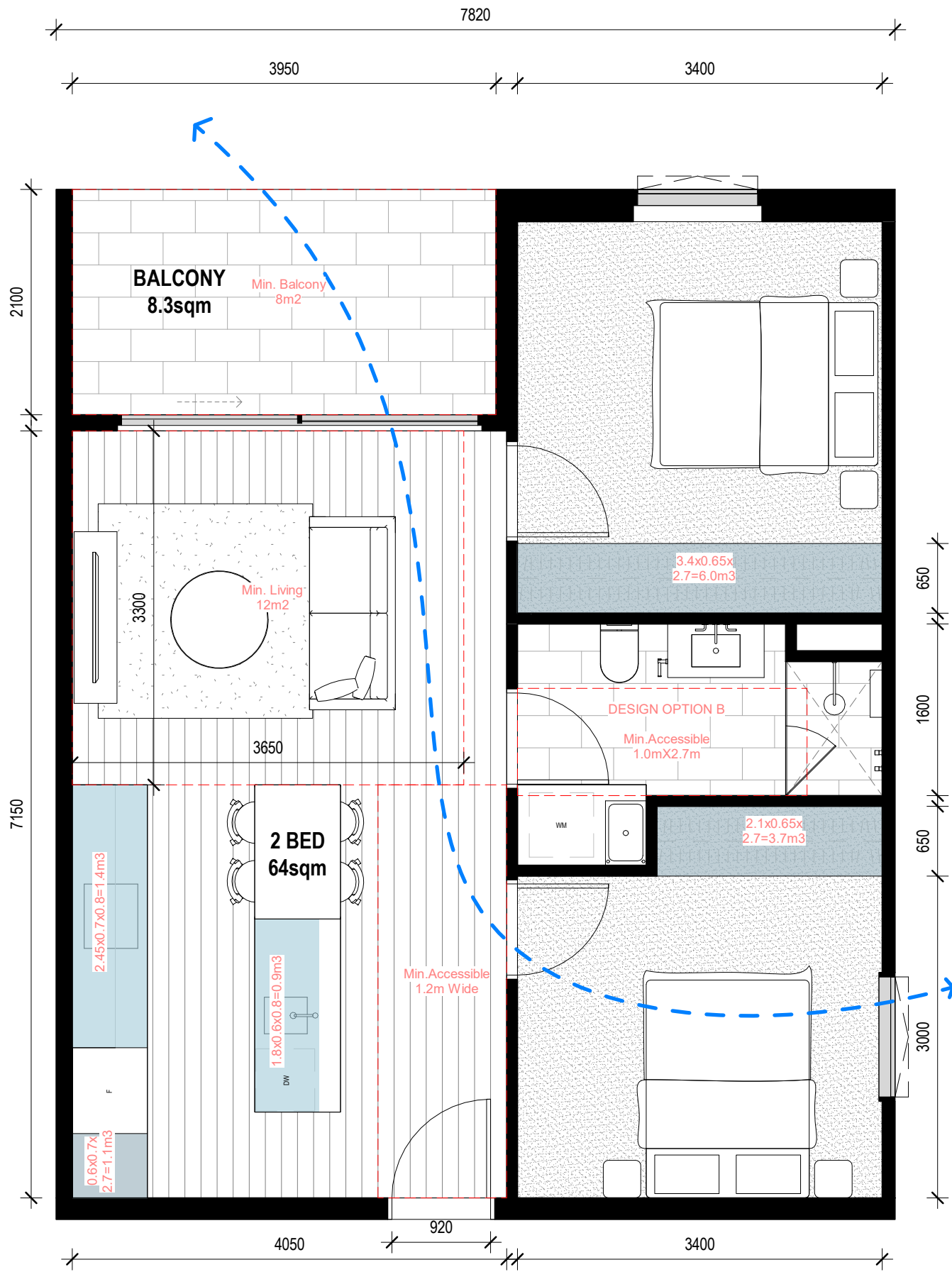
DRAWING NUMBER TP 4-104	REVISION 3
----------------------------	---------------

Jackson
Clements
Burrows
Architects

COPYRIGHT
Jackson Clements Burrows
Pty Ltd Architects
345 SWAN STREET, RICHMOND VIC 3121
T +613 9854 6227 jcba.com.au



This copied document to be made available for the sole purpose of enabling its consideration and review as part of a planning process under the Planning and Environment Act 1987. The document must not be used for any purpose which may breach any copyright



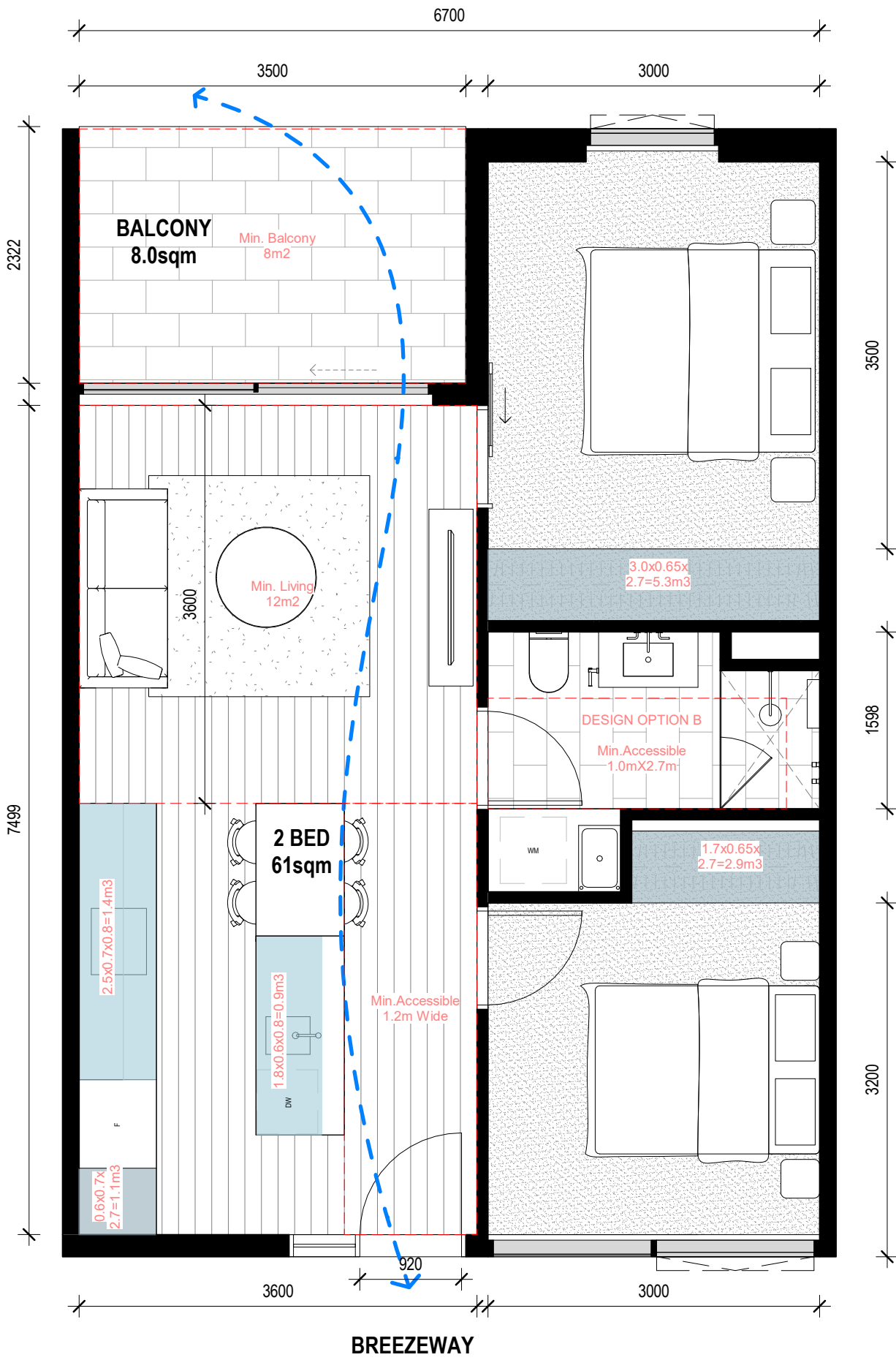
INSTANCES: 6

FUNCTIONAL LAYOUT: NO
POS COMPLIANCE: YES
STORAGE COMPLIANCE: YES
NATURAL VENTILATION: YES
ACCESS COMPLIANCE: YES

STORAGE WITHIN DWELLING - 13.1M³
EXTERNAL STORAGE REQUIRED - 0.9M³

MIN INTERNAL STORAGE REQUIRED - 9M³
TOTAL STORAGE REQUIRED - 14M³

1 2B1B_Type A 1 : 50



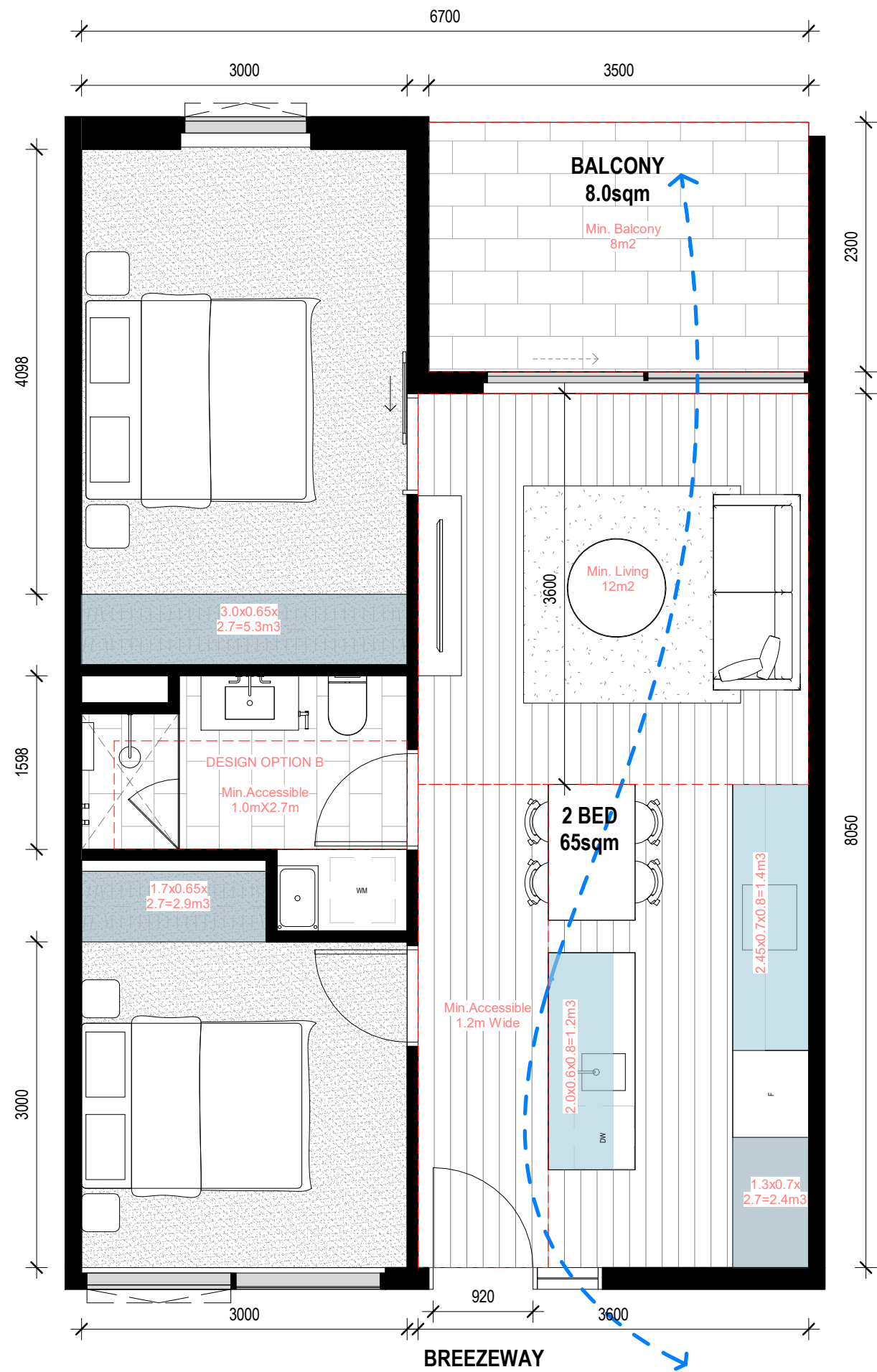
INSTANCES: 12

FUNCTIONAL LAYOUT: YES
POS COMPLIANCE: YES
STORAGE COMPLIANCE: YES
NATURAL VENTILATION: YES
ACCESS COMPLIANCE: YES

STORAGE WITHIN DWELLING - 11.5M³
EXTERNAL STORAGE REQUIRED - 2.5M³

MIN INTERNAL STORAGE REQUIRED - 9M³
TOTAL STORAGE REQUIRED - 14M³

2 2B1B_Type B 1 : 50



INSTANCES: 12

FUNCTIONAL LAYOUT: YES
POS COMPLIANCE: YES
STORAGE COMPLIANCE: YES
NATURAL VENTILATION: YES
ACCESS COMPLIANCE: YES

STORAGE WITHIN DWELLING - 13.3M³
EXTERNAL STORAGE REQUIRED - 0.7M³

MIN INTERNAL STORAGE REQUIRED - 9M³
TOTAL STORAGE REQUIRED - 14M³

3 2B1B_Type C 1 : 50

ADVERTISED PLAN

GENERAL NOTES
THIS DRAWING SHOULD BE READ IN CONJUNCTION WITH ALL RELEVANT CONTRACTS, SPECIFICATIONS AND DRAWINGS.
COPYRIGHT OF THIS DRAWING IS VESTED IN THE ARCHITECTS.
DIMENSIONS ARE IN MILLIMETRES AND LEVELS ARE IN METRES.
DO NOT SCALE OFF DRAWINGS.
USE FIGURED DIMENSIONS ONLY. CHECK AND VERIFY ALL DIMENSIONS ON SITE PRIOR TO COMMENCING WORK.

TeamFox of E-Data Terms and Conditions:
<http://www.teamfox.com.au/terms-and-conditions/privacy-policy/2019-12-01.pdf>

REV	DATE	DESCRIPTION
1	22/12/2023	PRELIMINARY DTP SUBMISSION
2	15/02/2024	DRAFT DTP SUBMISSION
3	28/02/2024	FORMAL DTP SUBMISSION

CLIENT
ASSEMBLE

PROJECT
SYDNEY RD
511-537 SYDNEY ROAD, COBURG

DRAWING TITLE
BADS COMPLIANCE PLAN_2 BED
APARTMENTS

DATE FEB 2024	CHECKED LW	APPROVED CB
------------------	---------------	----------------

SCALE
1 : 50
@A1

STATUS TOWN PLANNING	PROJECT # 22-076
-------------------------	---------------------

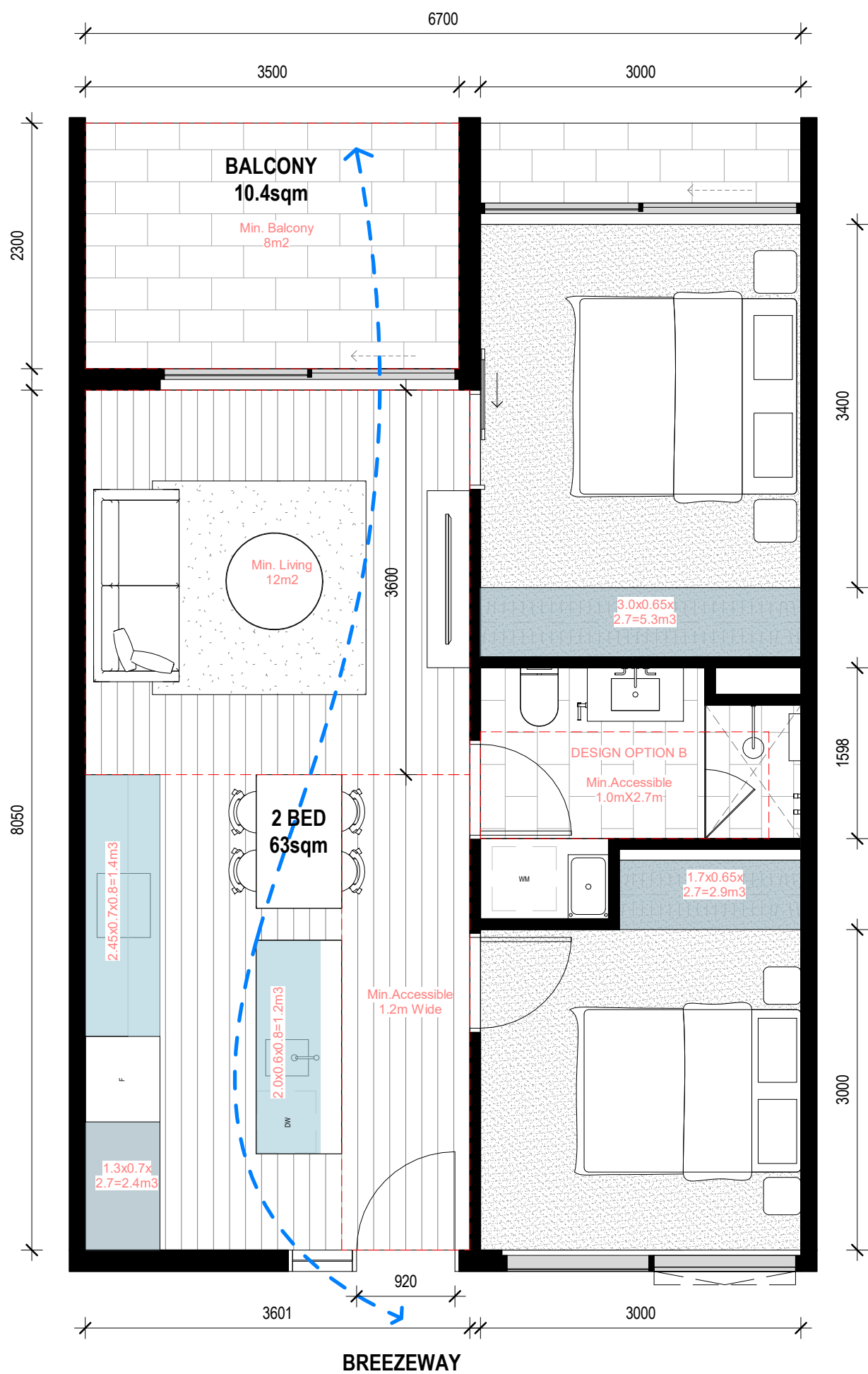
DRAWING NUMBER TP 4-105	REVISION 3
----------------------------	---------------

Jackson
Clements
Burrows
Architects

COPYRIGHT
Jackson Clements Burrows
Pty Ltd Architects
345 SWAN STREET, RICHMOND VIC 3121
T +613 9654 6227 jcba.com.au



ADVERTISED
PLAN



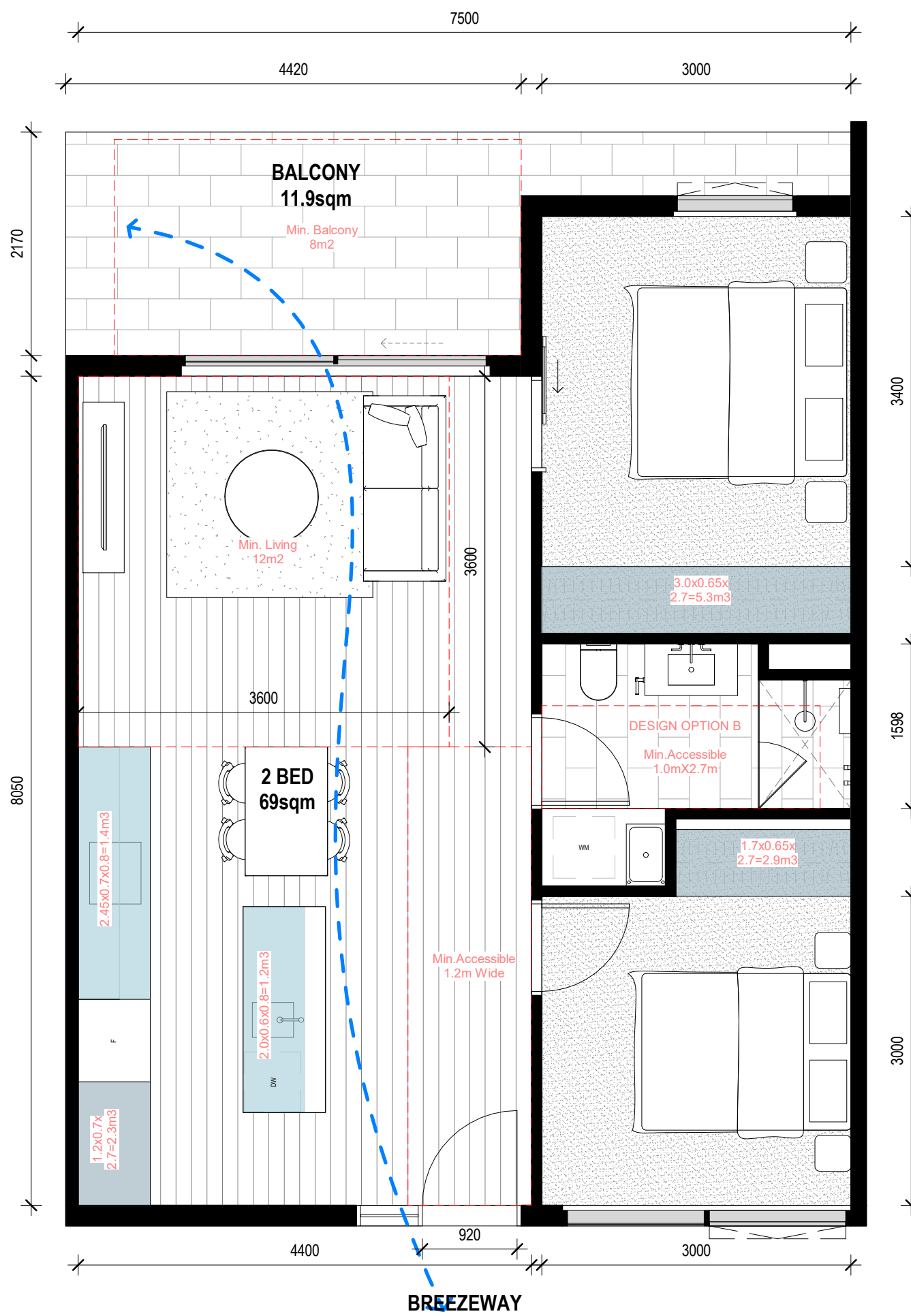
INSTANCES: 5

FUNCTIONAL LAYOUT: YES
POS COMPLIANCE: YES
STORAGE COMPLIANCE: YES
NATURAL VENTILATION: YES
ACCESS COMPLIANCE: YES

STORAGE WITHIN DWELLING - 13.3M³
EXTERNAL STORAGE REQUIRED - 0.7M³

MIN INTERNAL STORAGE REQUIRED - 9M³
TOTAL STORAGE REQUIRED - 14M³

1 2B1B_TYPE D 1:50



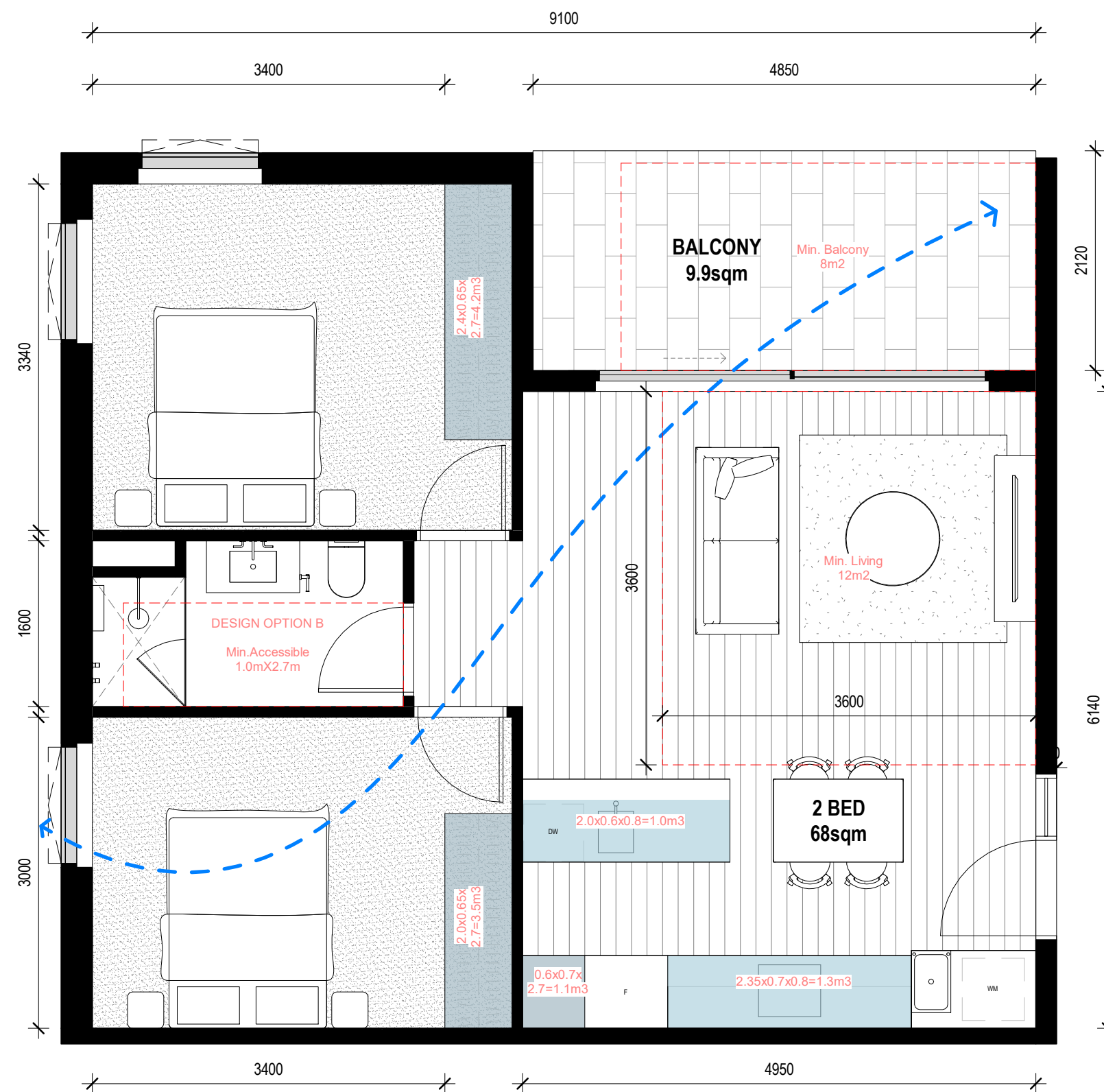
INSTANCES: 3

FUNCTIONAL LAYOUT: YES
POS COMPLIANCE: YES
STORAGE COMPLIANCE: YES
NATURAL VENTILATION: YES
ACCESS COMPLIANCE: YES

STORAGE WITHIN DWELLING - 13.2M³
EXTERNAL STORAGE REQUIRED - 0.8M³

MIN INTERNAL STORAGE REQUIRED - 9M³
TOTAL STORAGE REQUIRED - 14M³

2 2B1B_TYPE E 1:50



INSTANCES: 3

FUNCTIONAL LAYOUT: YES
POS COMPLIANCE: YES
STORAGE COMPLIANCE: YES
NATURAL VENTILATION: YES
ACCESS COMPLIANCE: NO

STORAGE WITHIN DWELLING - 11.1M³
EXTERNAL STORAGE REQUIRED - 2.9M³

MIN INTERNAL STORAGE REQUIRED - 9M³
TOTAL STORAGE REQUIRED - 14M³

3 2B1B_TYPE F 1:50

This copied document to be made available for the sole purpose of enabling its consideration and review as part of a planning process under the Planning and Environment Act 1987. The document must not be used for any purpose which may breach any copyright

GENERAL NOTES
THIS DRAWING SHOULD BE READ IN CONJUNCTION WITH ALL RELEVANT CONTRACTS, SPECIFICATIONS AND DRAWINGS.
COPYRIGHT OF THIS DRAWING IS VESTED IN THE ARCHITECTS.
DIMENSIONS ARE IN MILLIMETRES AND LEVELS ARE IN METRES.
DO NOT SCALE OFF DRAWINGS.
USE FIGURED DIMENSIONS ONLY. CHECK AND VERIFY ALL DIMENSIONS ON SITE PRIOR TO COMMENCING WORK.

TeamFax of E-Data Terms and Conditions:
<http://www.teamfax.com.au/TeamFaxTermsConditions.aspx?ref=1001.pdf>

REV	DATE	DESCRIPTION
1	22/12/2023	PRELIMINARY DTP SUBMISSION
2	15/02/2024	DRAFT DTP SUBMISSION
3	28/02/2024	FORMAL DTP SUBMISSION

CLIENT
ASSEMBLE

PROJECT
**SYDNEY RD
511-537 SYDNEY ROAD, COBURG**

DRAWING TITLE
**BADS COMPLIANCE PLAN_2 BED
APARTMENTS**

DATE	CHECKED	APPROVED
FEB 2024	LW	CB

SCALE
1:50
@A1

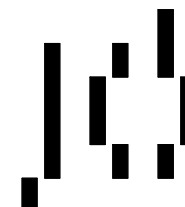
STATUS	PROJECT #
TOWN PLANNING	22-076

DRAWING NUMBER
TP 4-106

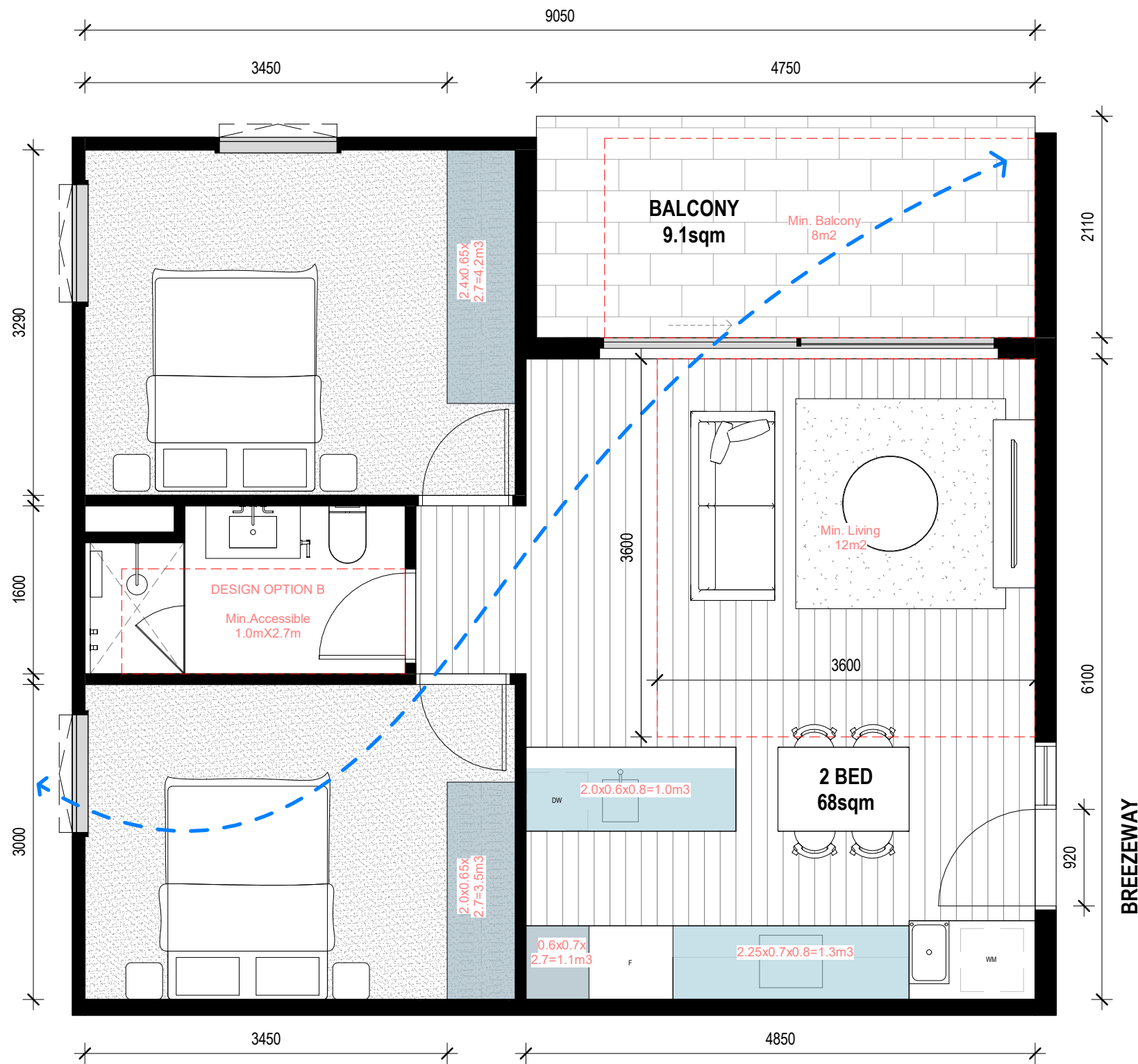
REVISION
3

Jackson
Clements
Burrows
Architects

COPYRIGHT
Jackson Clements Burrows
Pty Ltd Architects
345 SWAN STREET, RICHMOND VIC 3121
T +613 9854 6227 jcba.com.au



ADVERTISED
PLAN



INSTANCES: 3

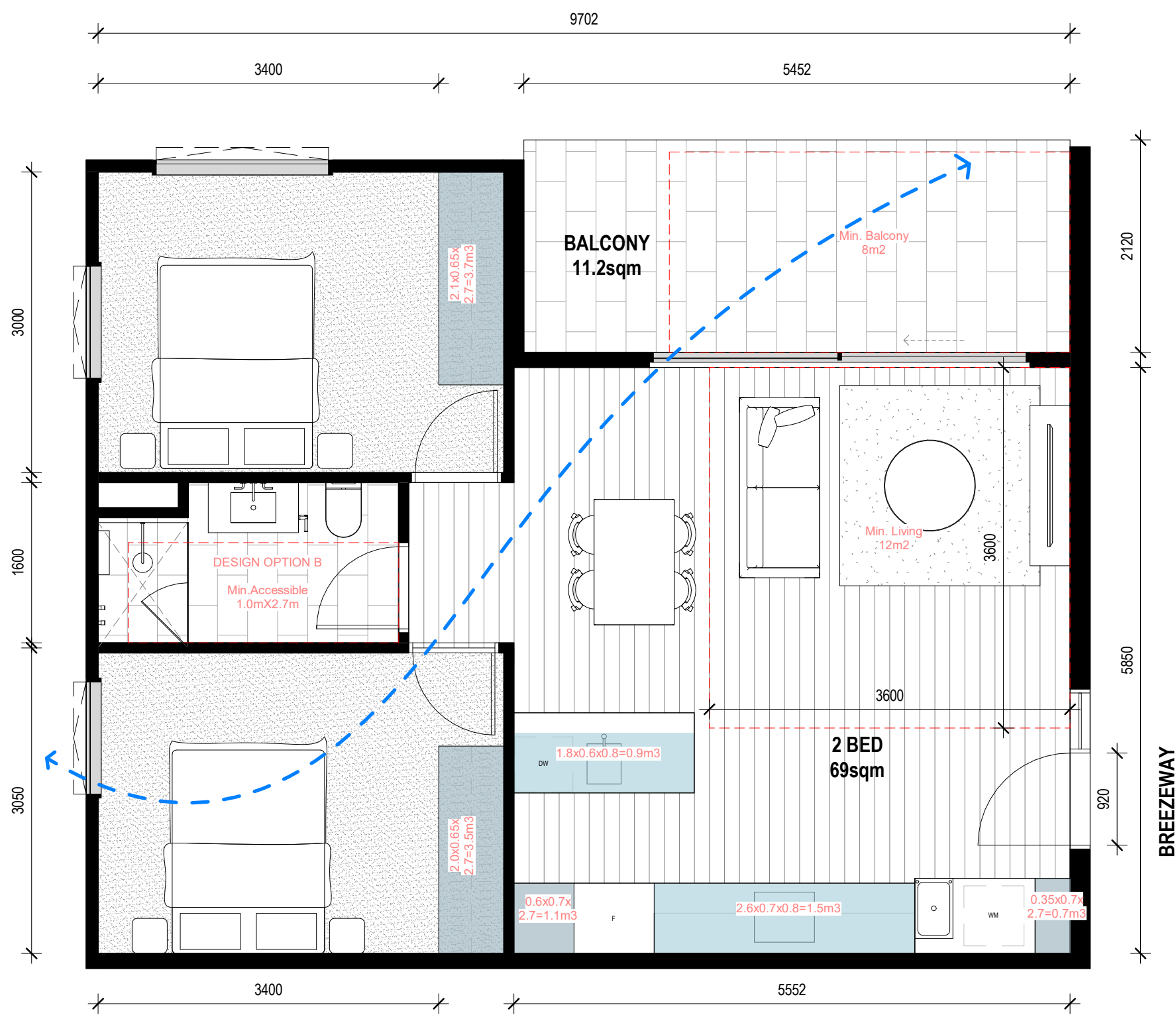
FUNCTIONAL LAYOUT: YES
POS COMPLIANCE: YES
STORAGE COMPLIANCE: YES
NATURAL VENTILATION: YES
ACCESS COMPLIANCE: NO

STORAGE WITHIN DWELLING - 11.1M³
EXTERNAL STORAGE REQUIRED - 2.9M³

MIN INTERNAL STORAGE REQUIRED - 9M³
TOTAL STORAGE REQUIRED - 14M³

1 2B1B_TYPE G

1 : 50



INSTANCES: 3

FUNCTIONAL LAYOUT: YES
POS COMPLIANCE: YES
STORAGE COMPLIANCE: YES
NATURAL VENTILATION: YES
ACCESS COMPLIANCE: NO

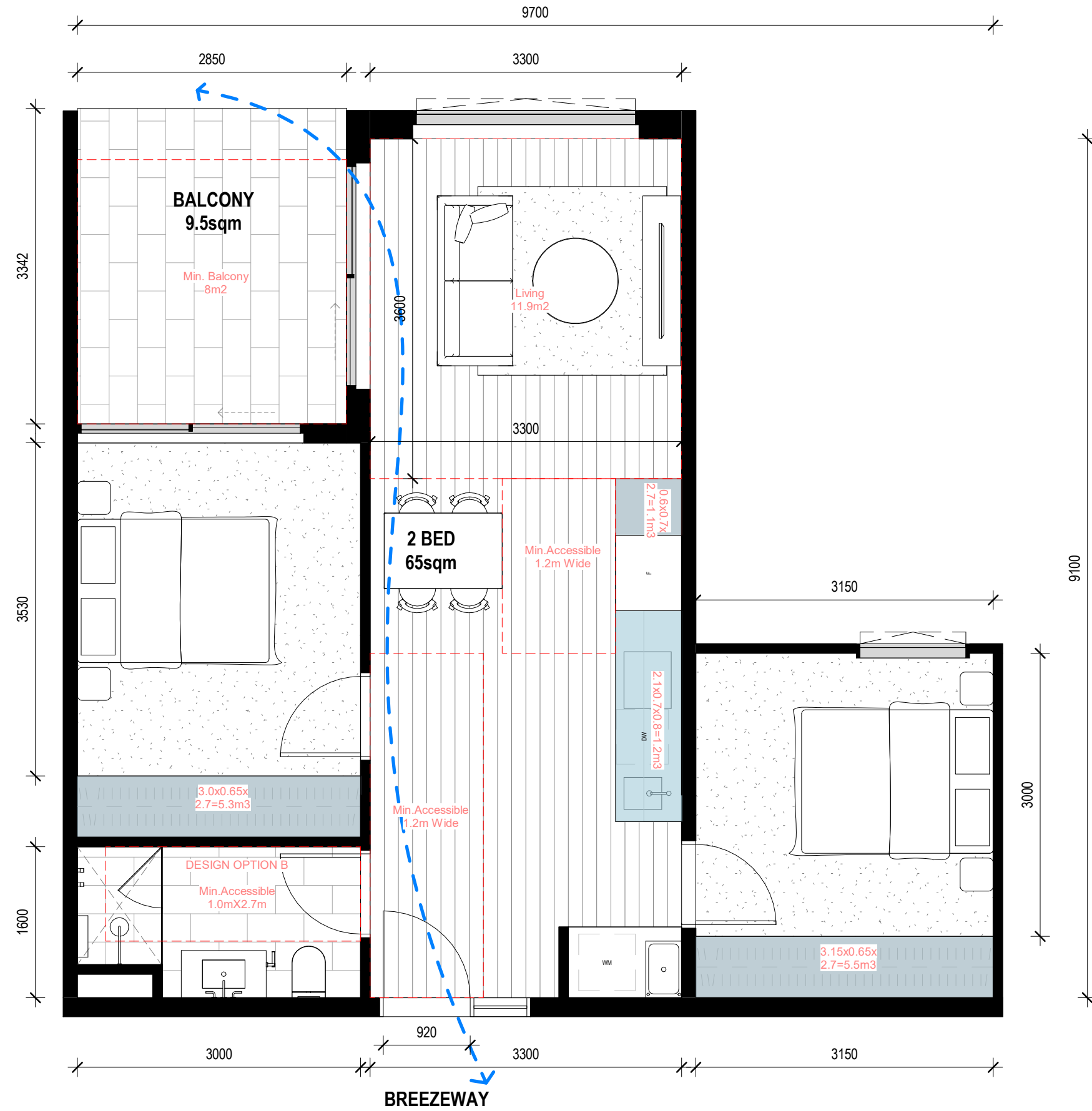
STORAGE WITHIN DWELLING - 11.5M³
EXTERNAL STORAGE REQUIRED - 2.5M³

MIN INTERNAL STORAGE REQUIRED - 9M³
TOTAL STORAGE REQUIRED - 14M³

3 2B1B_TYPE H

1 : 50

This copied document to be made available
for the sole purpose of enabling
its consideration and review as
part of a planning process under the
Planning and Environment Act 1987.
The document must not be used for any
purpose which may breach any
copyright



INSTANCES: 6

FUNCTIONAL LAYOUT: NO
POS COMPLIANCE: YES
STORAGE COMPLIANCE: YES
NATURAL VENTILATION: YES
ACCESS COMPLIANCE: YES

STORAGE WITHIN DWELLING - 13.1M³
EXTERNAL STORAGE REQUIRED - 0.9M³

MIN INTERNAL STORAGE REQUIRED - 9M³
TOTAL STORAGE REQUIRED - 14M³

2 2B1B_TYPE I

1 : 50

GENERAL NOTES
THIS DRAWING SHOULD BE READ IN CONJUNCTION WITH ALL RELEVANT
CONTRACTS, SPECIFICATIONS AND DRAWINGS.
COPYRIGHT OF THIS DRAWING IS VESTED IN THE ARCHITECTS.
DIMENSIONS ARE IN MILLIMETRES AND LEVELS ARE IN METRES.
DO NOT SCALE OFF DRAWINGS.
USE FIGURED DIMENSIONS ONLY. CHECK AND VERIFY ALL DIMENSIONS
ON SITE PRIOR TO COMMENCING WORK.

TeamFox of E-Data Terms and Conditions:
<http://www.teamfox.com.au/terms-and-conditions/privacy-policy/2019-10-01.pdf>

REV	DATE	DESCRIPTION
1	22/12/2023	PRELIMINARY DTP SUBMISSION
2	15/02/2024	DRAFT DTP SUBMISSION
3	28/02/2024	FORMAL DTP SUBMISSION

CLIENT
ASSEMBLE

PROJECT
**SYDNEY RD
511-537 SYDNEY ROAD, COBURG**

DRAWING TITLE
**BADS COMPLIANCE PLAN_2 BED
APARTMENTS**

DATE FEB 2024	CHECKED LW	APPROVED CB
-------------------------	----------------------	-----------------------

SCALE
1 : 50
@A1

STATUS TOWN PLANNING	PROJECT # 22-076
--------------------------------	----------------------------

DRAWING NUMBER
TP 4-107

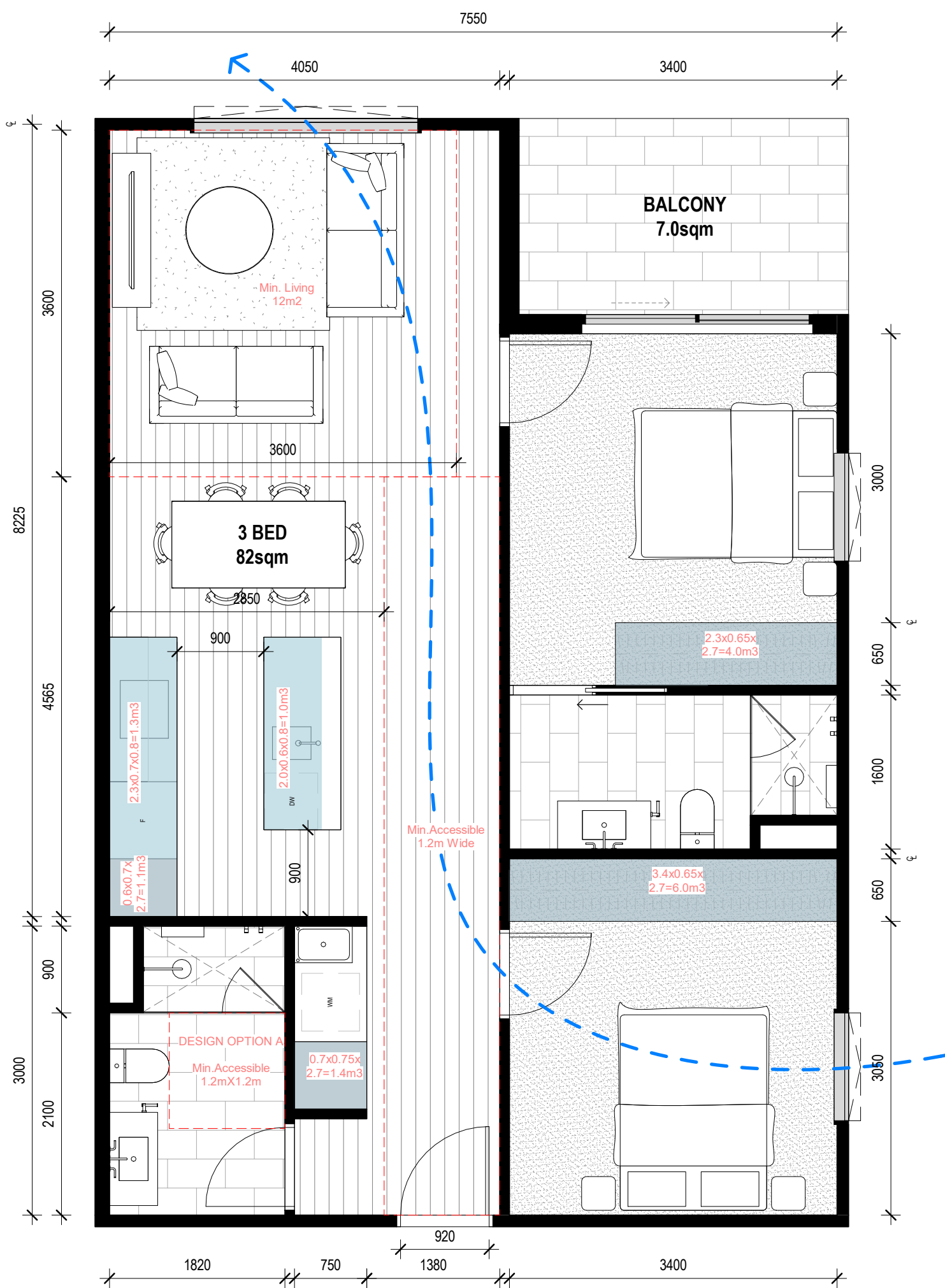
REVISION
3

Jackson
Clements
Burrows
Architects

COPYRIGHT
Jackson Clements Burrows
Pty Ltd Architects
345 SWAN STREET, RICHMOND VIC 3121
T +613 9654 6227 jcb.com.au



This copied document to be made available for the sole purpose of enabling its consideration and review as part of a planning process under the Planning and Environment Act 1987. The document must not be used for any purpose which may breach any copyright



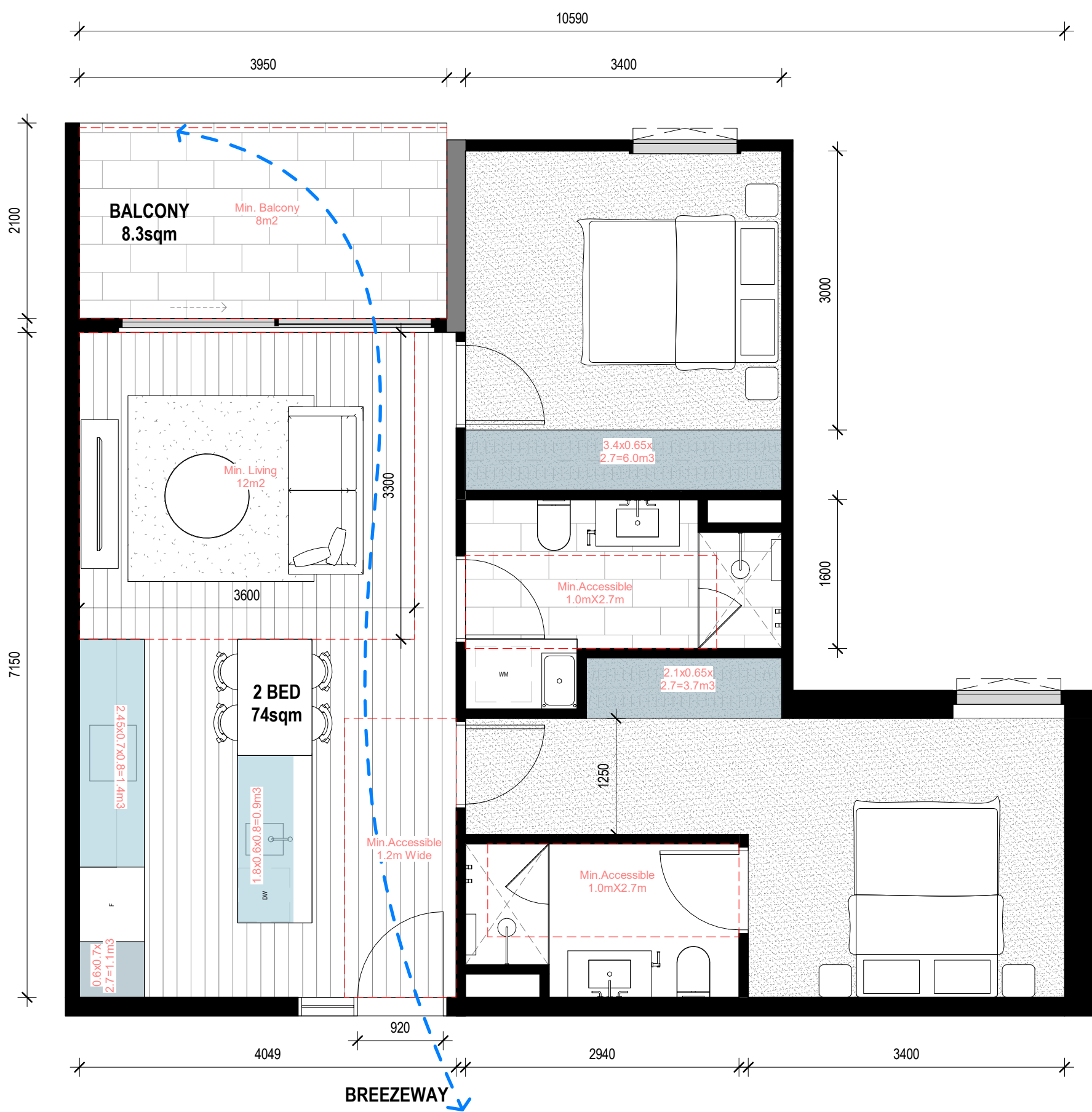
INSTANCES: 7

FUNCTIONAL LAYOUT: YES
POS COMPLIANCE: NO
STORAGE COMPLIANCE: YES
NATURAL VENTILATION: YES
ACCESS COMPLIANCE: YES

STORAGE WITHIN DWELLING - 14.8M³
EXTERNAL STORAGE REQUIRED - 0M³

MIN INTERNAL STORAGE REQUIRED - 6M³
TOTAL STORAGE REQUIRED - 10M³

1 2B2B_TYPE A 1 : 50



INSTANCES: 6

FUNCTIONAL LAYOUT: NO
POS COMPLIANCE: YES
STORAGE COMPLIANCE: YES
NATURAL VENTILATION: YES
ACCESS COMPLIANCE: YES

STORAGE WITHIN DWELLING - 13.1M³
EXTERNAL STORAGE REQUIRED - 0.9M³

MIN INTERNAL STORAGE REQUIRED - 9M³
TOTAL STORAGE REQUIRED - 14M³

2 2B2B_TYPE B 1 : 50



INSTANCES: 6

FUNCTIONAL LAYOUT: YES
POS COMPLIANCE: NO
STORAGE COMPLIANCE: YES
NATURAL VENTILATION: NO
ACCESS COMPLIANCE: YES

STORAGE WITHIN DWELLING - 14.1M³
EXTERNAL STORAGE REQUIRED - 0M³

MIN INTERNAL STORAGE REQUIRED - 9M³
TOTAL STORAGE REQUIRED - 14M³

3 2B2B_TYPE C 1 : 50

ADVERTISED PLAN

GENERAL NOTES
THIS DRAWING SHOULD BE READ IN CONJUNCTION WITH ALL RELEVANT CONTRACTS, SPECIFICATIONS AND DRAWINGS.
COPYRIGHT OF THIS DRAWING IS VESTED IN THE ARCHITECTS.
DIMENSIONS ARE IN MILLIMETRES AND LEVELS ARE IN METRES.
DO NOT SCALE OFF DRAWINGS.
USE FIGURED DIMENSIONS ONLY. CHECK AND VERIFY ALL DIMENSIONS ON SITE PRIOR TO COMMENCING WORK.

TeamFox of E-Data Terms and Conditions:
<http://www.teamfox.com.au/terms-and-conditions>

REV	DATE	DESCRIPTION
1	22/12/2023	PRELIMINARY DTP SUBMISSION
2	15/02/2024	DRAFT DTP SUBMISSION
3	28/02/2024	FORMAL DTP SUBMISSION

CLIENT
ASSEMBLE

PROJECT
SYDNEY RD
511-537 SYDNEY ROAD, COBURG

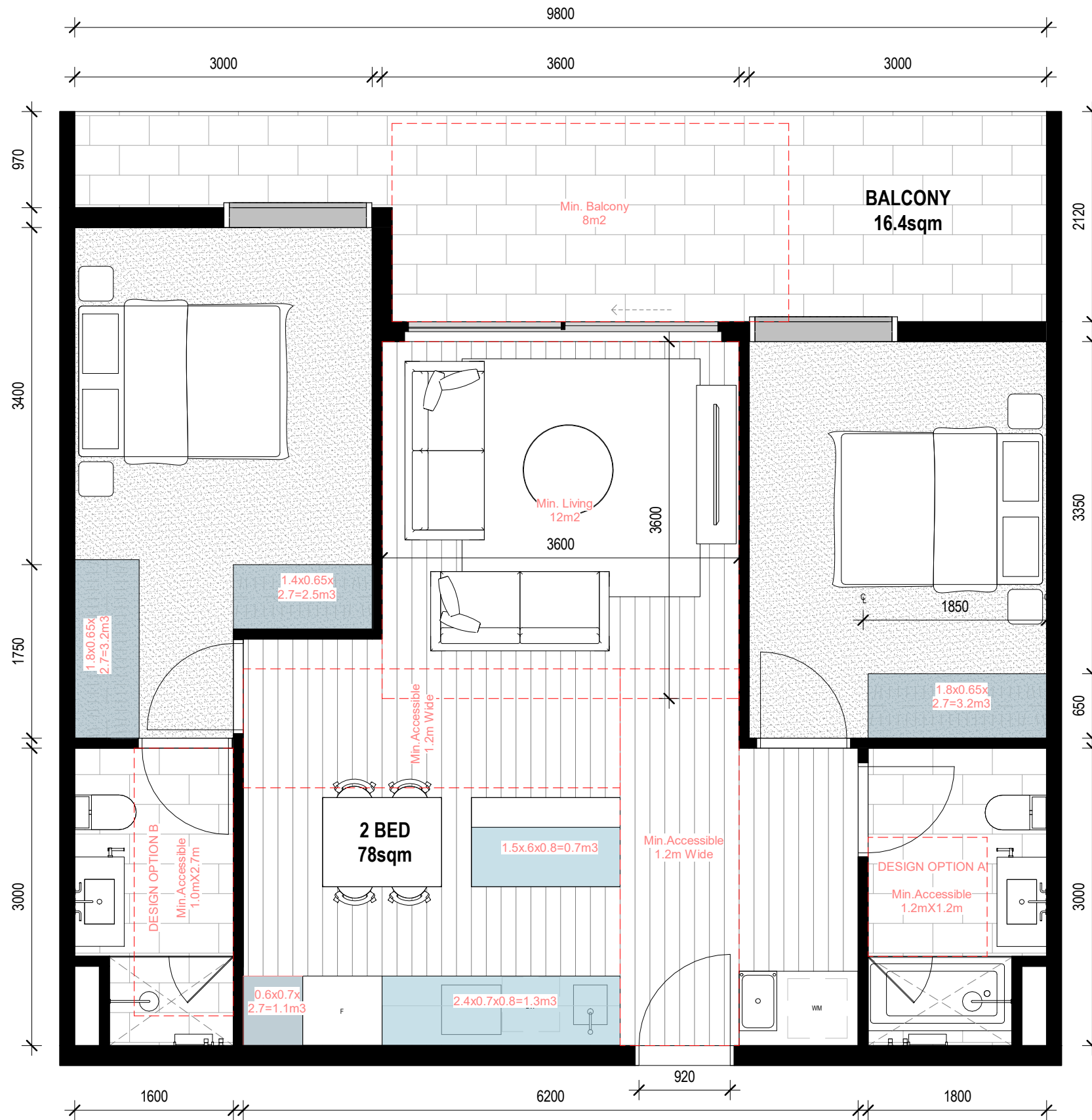
DRAWING TITLE		
BADS COMPLIANCE PLAN_2 BED APARTMENTS		
DATE	CHECKED	APPROVED
FEB 2024	LW	CB

SCALE	
1 : 50	
STATUS	
TOWN PLANNING	PROJECT # 22-076
DRAWING NUMBER	
TP 4-108	REVISION 3

Jackson Clements Burrows Architects
COPYRIGHT
Jackson Clements Burrows Pty Ltd Architects
345 SWAN STREET RICHMOND Vic 3121
T +613 9854 6227 jcba.com.au



ADVERTISED
PLAN



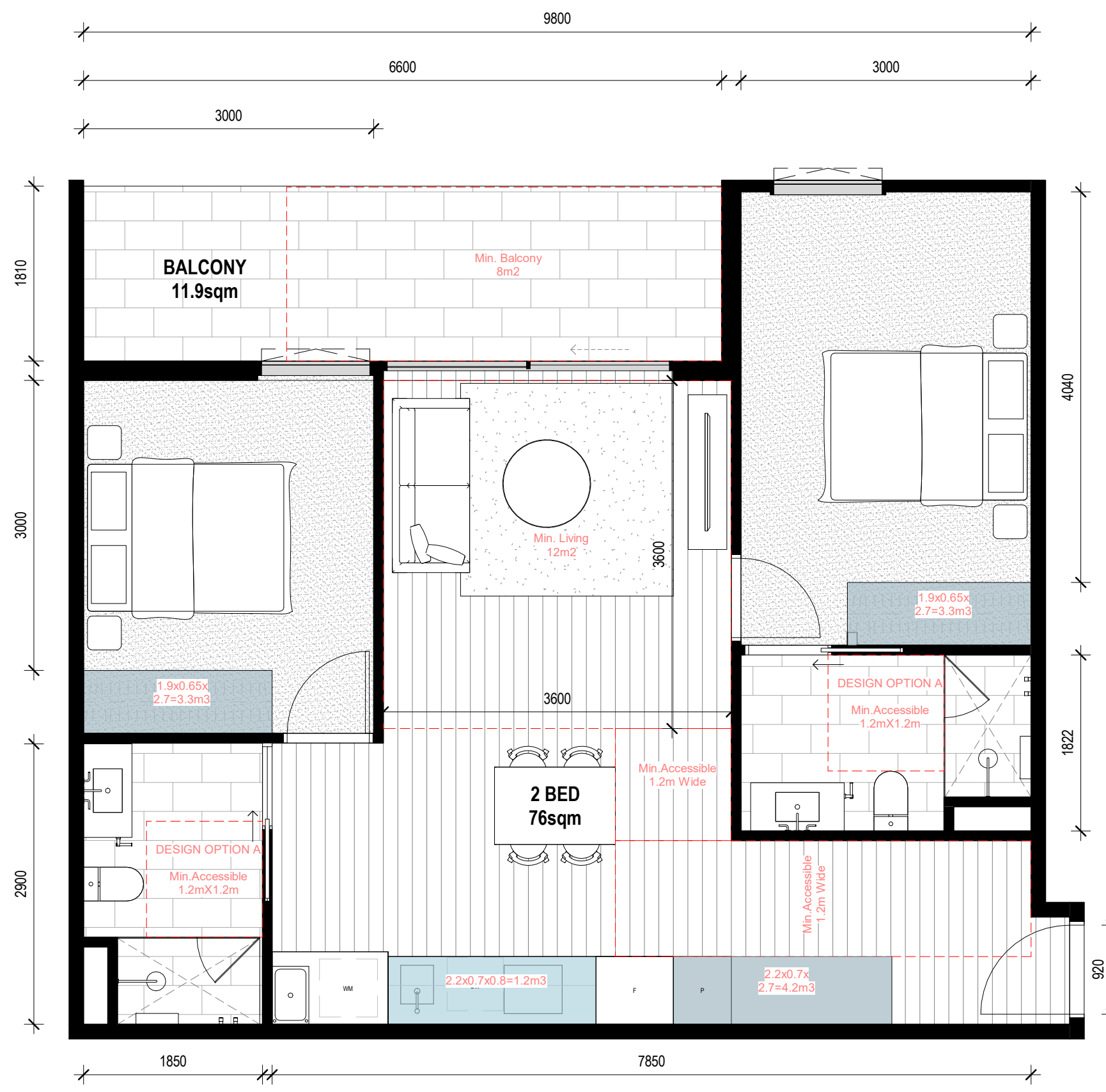
INSTANCES: 24

FUNCTIONAL LAYOUT: YES
POS COMPLIANCE: YES
STORAGE COMPLIANCE: YES
NATURAL VENTILATION: NO
ACCESS COMPLIANCE: YES

STORAGE WITHIN DWELLING - 12M³
EXTERNAL STORAGE REQUIRED - 2M³

MIN INTERNAL STORAGE REQUIRED - 9M³
TOTAL STORAGE REQUIRED - 14M³

1 2B2B_TYPE D
1 : 50



INSTANCES: 15

FUNCTIONAL LAYOUT: YES
POS COMPLIANCE: YES
STORAGE COMPLIANCE: YES
NATURAL VENTILATION: NO
ACCESS COMPLIANCE: YES

STORAGE WITHIN DWELLING - 12M³
EXTERNAL STORAGE REQUIRED - 2M³

MIN INTERNAL STORAGE REQUIRED - 9M³
TOTAL STORAGE REQUIRED - 14M³

2 2B2B_TYPE E
1 : 50



INSTANCES: 13

FUNCTIONAL LAYOUT: YES
POS COMPLIANCE: YES
STORAGE COMPLIANCE: YES
NATURAL VENTILATION: NO
ACCESS COMPLIANCE: NO

STORAGE WITHIN DWELLING - 12M³
EXTERNAL STORAGE REQUIRED - 2M³

MIN INTERNAL STORAGE REQUIRED - 9M³
TOTAL STORAGE REQUIRED - 14M³

3 2B2B_TYPE F
1 : 50

This copied document to be made available
for the sole purpose of enabling
its consideration and review as
part of a planning process under the
Planning and Environment Act 1987.
The document must not be used for any
purpose which may breach any
copyright

GENERAL NOTES
THIS DRAWING SHOULD BE READ IN CONJUNCTION WITH ALL RELEVANT
CONTRACTS, SPECIFICATIONS AND DRAWINGS.
COPYRIGHT OF THIS DRAWING IS VESTED IN THE ARCHITECTS.
DIMENSIONS ARE IN MILLIMETRES AND LEVELS ARE IN METRES.
DO NOT SCALE OFF DRAWINGS.
USE FIGURED DIMENSIONS ONLY. CHECK AND VERIFY ALL DIMENSIONS
ON SITE PRIOR TO COMMENCING WORK.

TeamFax of E-Data Terms and Conditions:
<http://www.teamfax.com.au/TeamFaxTermsandConditions.aspx>

REV	DATE	DESCRIPTION
1	22/12/2023	PRELIMINARY DTP SUBMISSION
2	15/02/2024	DRAFT DTP SUBMISSION
3	28/02/2024	FORMAL DTP SUBMISSION

CLIENT
ASSEMBLE

PROJECT
**SYDNEY RD
511-537 SYDNEY ROAD, COBURG**

DRAWING TITLE
**BADS COMPLIANCE PLAN_2 BED
APARTMENTS**

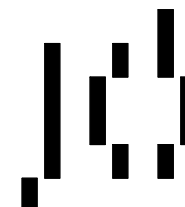
DATE	CHECKED	APPROVED
FEB 2024	LW	CB

SCALE
1 : 50
@A1
0 0.25 0.5 1 1.5 2.5m
STATUS
TOWN PLANNING
DRAWING NUMBER
TP 4-109

PROJECT #
22-076
REVISION
3

Jackson
Clements
Burrows
Architects

COPYRIGHT
Jackson Clements Burrows
Pty Ltd Architects
345 SWAN STREET, RICHMOND Vic 3121
T +613 9854 6227 jcba.com.au



ADVERTISED
PLAN



INSTANCES: 3

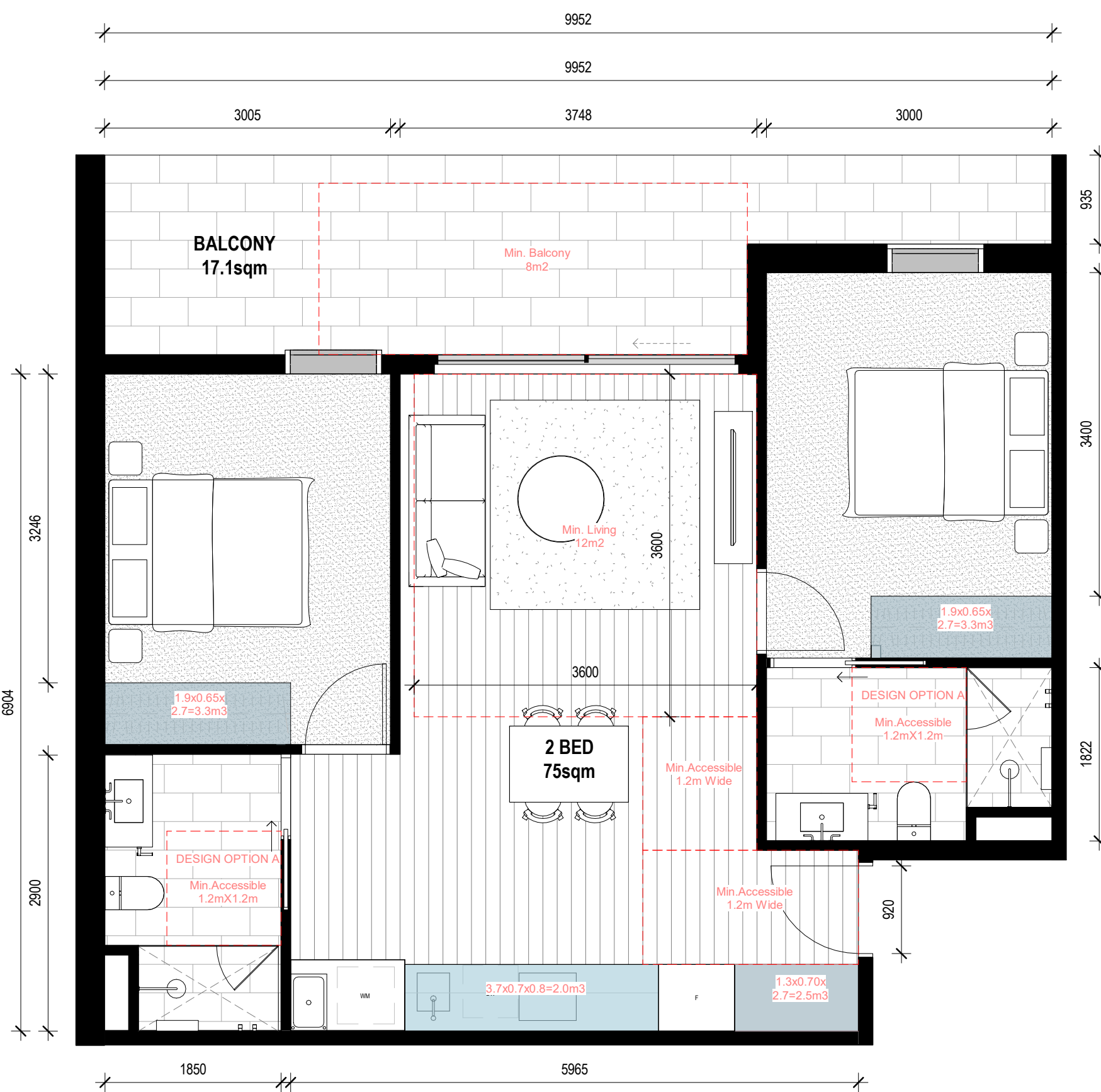
FUNCTIONAL LAYOUT: YES
POS COMPLIANCE: YES
STORAGE COMPLIANCE: YES
NATURAL VENTILATION: NO
ACCESS COMPLIANCE: YES

STORAGE WITHIN DWELLING - 8.4M³
EXTERNAL STORAGE REQUIRED - 5.6M³

MIN INTERNAL STORAGE REQUIRED - 9M³
TOTAL STORAGE REQUIRED - 14M³

1 2B2B_TYPE G

1 : 50



INSTANCES: 8

FUNCTIONAL LAYOUT: YES
POS COMPLIANCE: YES
STORAGE COMPLIANCE: YES
NATURAL VENTILATION: NO
ACCESS COMPLIANCE: YES

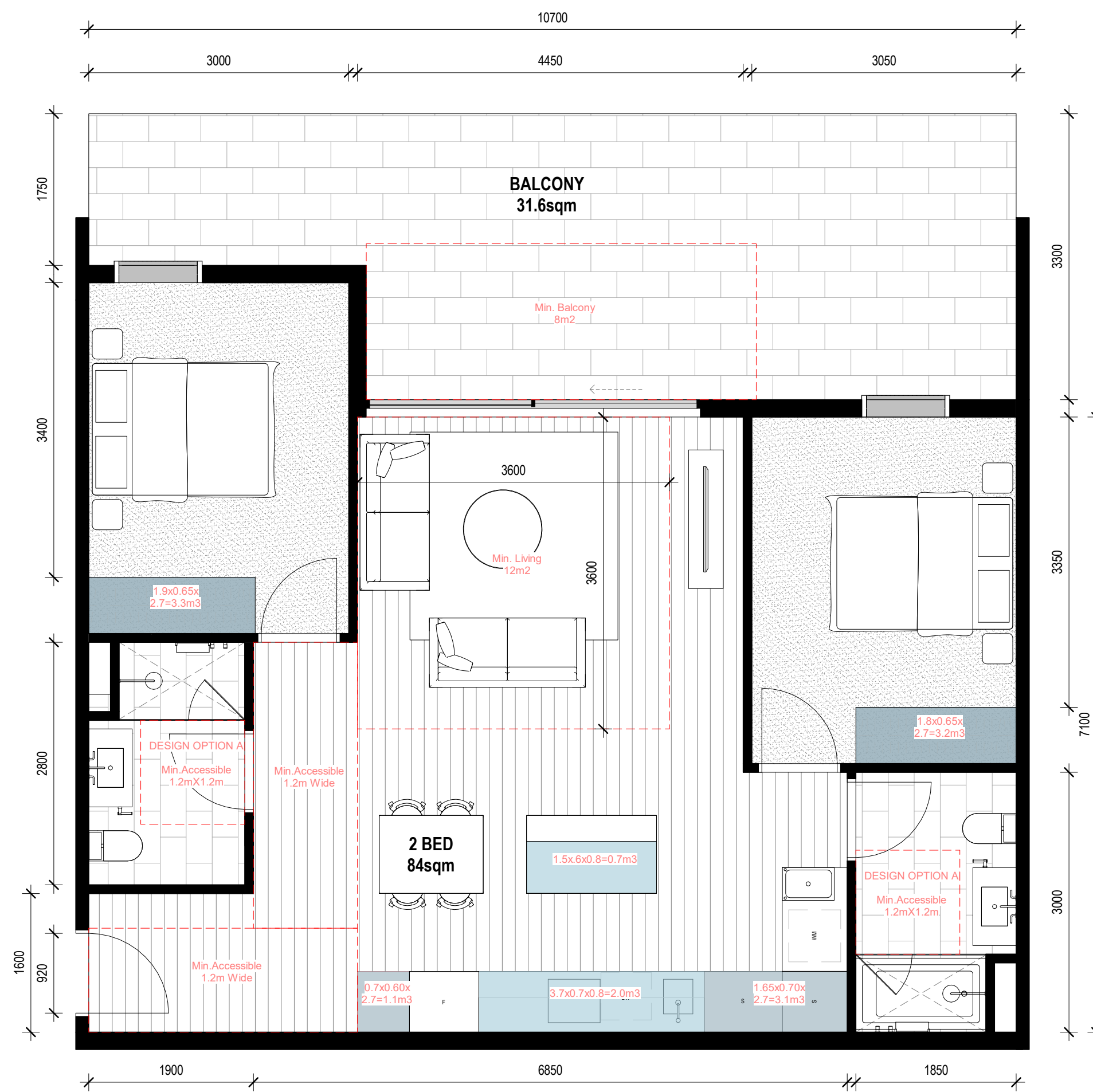
STORAGE WITHIN DWELLING - 11.1M³
EXTERNAL STORAGE REQUIRED - 2.9M³

MIN INTERNAL STORAGE REQUIRED - 9M³
TOTAL STORAGE REQUIRED - 14M³

2 2B2B_TYPE H

1 : 50

This copied document to be made available
for the sole purpose of enabling
its consideration and review as
part of a planning process under the
Planning and Environment Act 1987.
The document must not be used for any
purpose which may breach any
copyright



INSTANCES: 2

FUNCTIONAL LAYOUT: YES
POS COMPLIANCE: YES
STORAGE COMPLIANCE: YES
NATURAL VENTILATION: NO
ACCESS COMPLIANCE: YES

STORAGE WITHIN DWELLING - 12.7M³
EXTERNAL STORAGE REQUIRED - 1.3M³

MIN INTERNAL STORAGE REQUIRED - 9M³
TOTAL STORAGE REQUIRED - 14M³

3 2B2B_TYPE I

1 : 50

GENERAL NOTES
THIS DRAWING SHOULD BE READ IN CONJUNCTION WITH ALL RELEVANT
CONTRACTS, SPECIFICATIONS AND DRAWINGS.
COPYRIGHT OF THIS DRAWING IS VESTED IN THE ARCHITECTS.
DIMENSIONS ARE IN MILLIMETRES AND LEVELS ARE IN METRES.
DO NOT SCALE OFF DRAWINGS.
USE FIGURED DIMENSIONS ONLY. CHECK AND VERIFY ALL DIMENSIONS
ON SITE PRIOR TO COMMENCING WORK.

TeamFox of E-Data Terms and Conditions:
<http://www.teamfox.com.au/2018/08/01/e-data-terms-and-conditions-of-use-1201-01/>

REV	DATE	DESCRIPTION
1	22/12/2023	PRELIMINARY DTP SUBMISSION
2	15/02/2024	DRAFT DTP SUBMISSION
3	28/02/2024	FORMAL DTP SUBMISSION

CLIENT
ASSEMBLE

PROJECT
**SYDNEY RD
511-537 SYDNEY ROAD, COBURG**

DRAWING TITLE
**BADS COMPLIANCE PLAN_2 BED
APARTMENTS**

DATE	CHECKED	APPROVED
FEB 2024	LW	CB

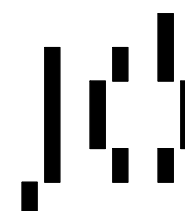
SCALE
1 : 50
@A1
0 0.25 0.5 1 1.5 2.5m
STATUS
TOWN PLANNING
DRAWING NUMBER
TP 4-110

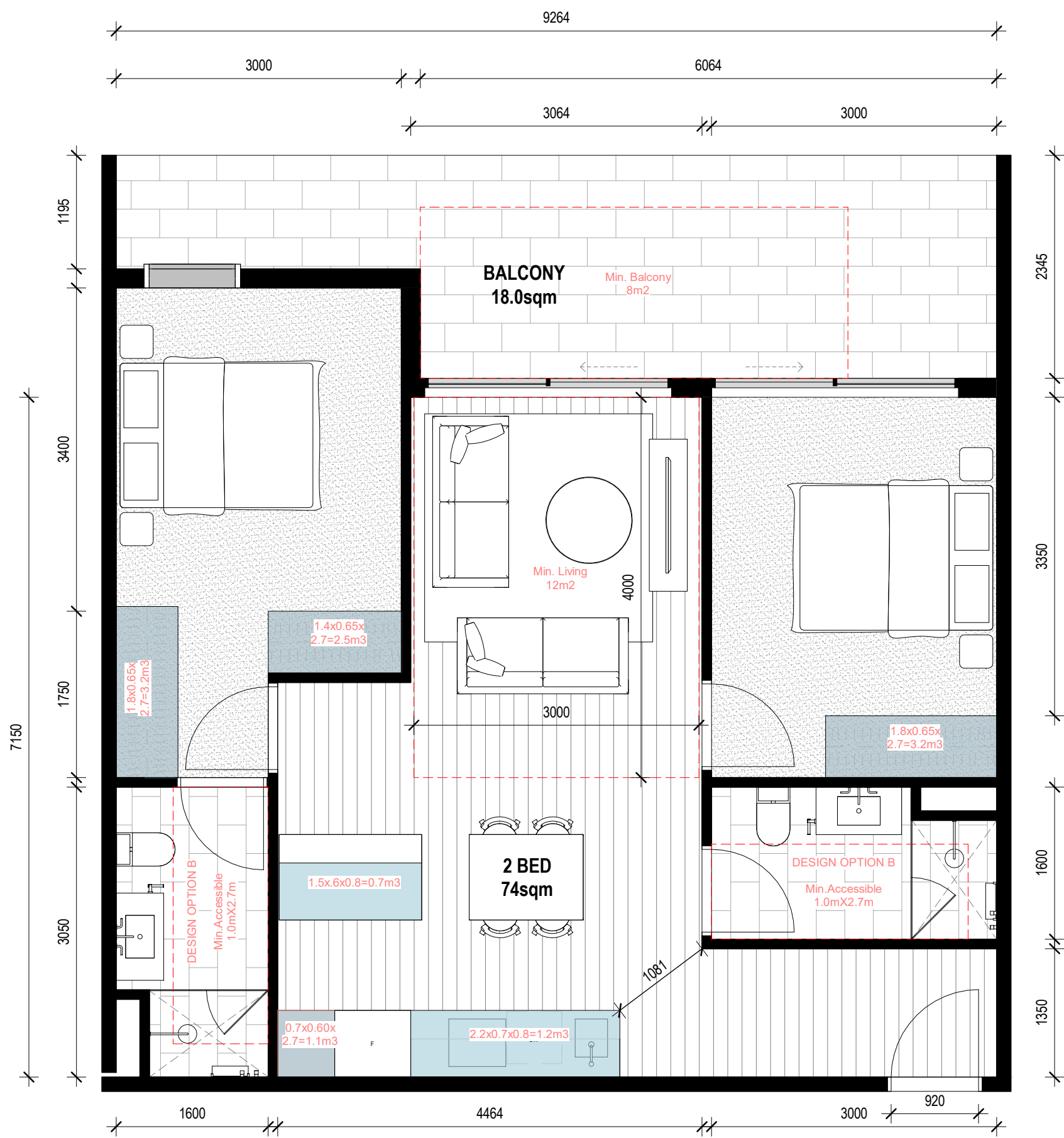
PROJECT #
22-076

REVISION
3

Jackson
Clements
Burrows
Architects

COPYRIGHT
Jackson Clements Burrows
Pty Ltd Architects
345 SWAN STREET, RICHMOND VIC 3121
T +613 9654 6227 jcba.com.au





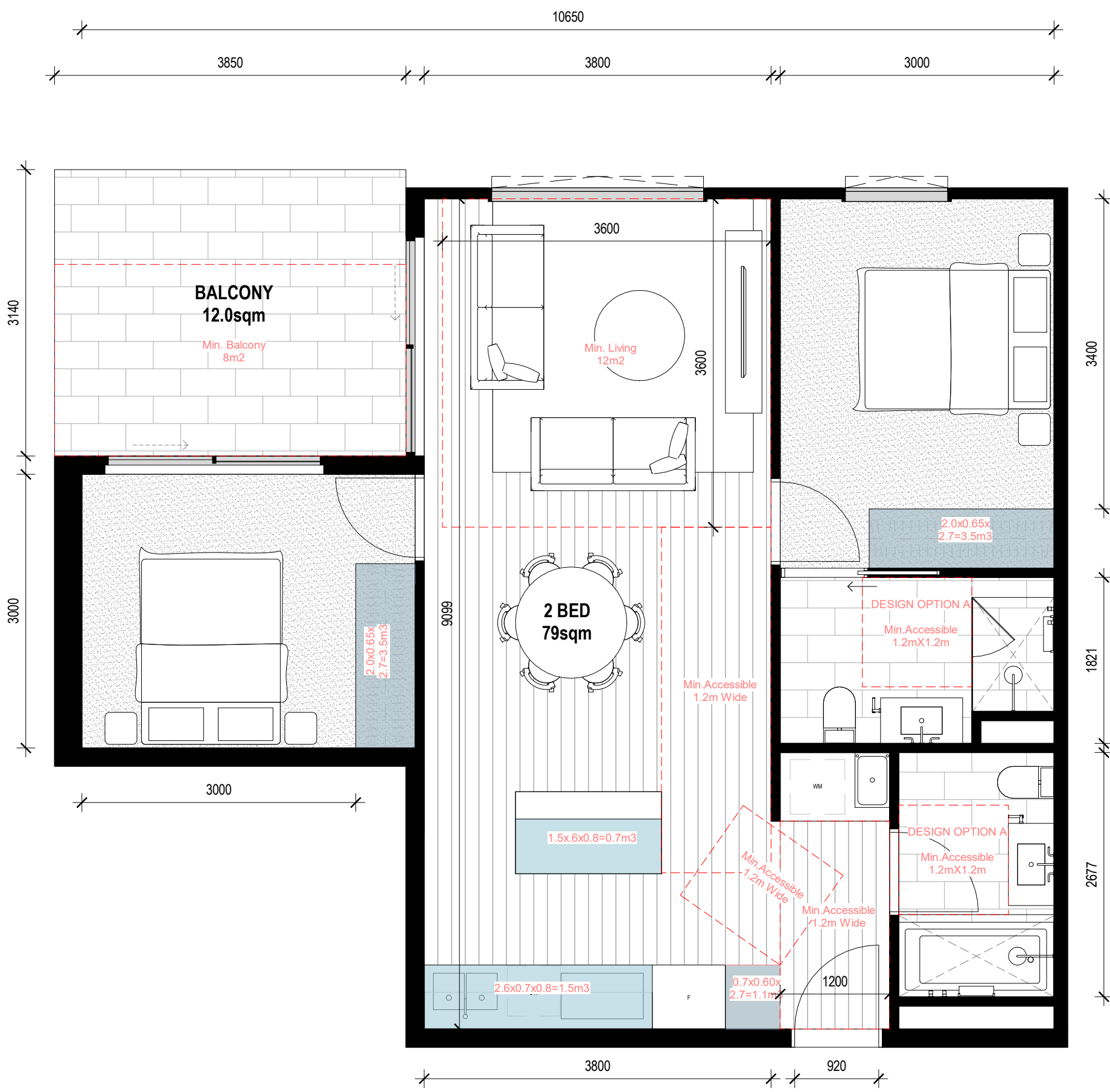
INSTANCES: 10

FUNCTIONAL LAYOUT: NO
POS COMPLIANCE: YES
STORAGE COMPLIANCE: YES
NATURAL VENTILATION: NO
ACCESS COMPLIANCE: NO

STORAGE WITHIN DWELLING - 11.9M³
EXTERNAL STORAGE REQUIRED - 2.1M³

MIN INTERNAL STORAGE REQUIRED - 9M³
TOTAL STORAGE REQUIRED - 14M³

1 2B2B_TYPE J
1 : 50



INSTANCES: 6

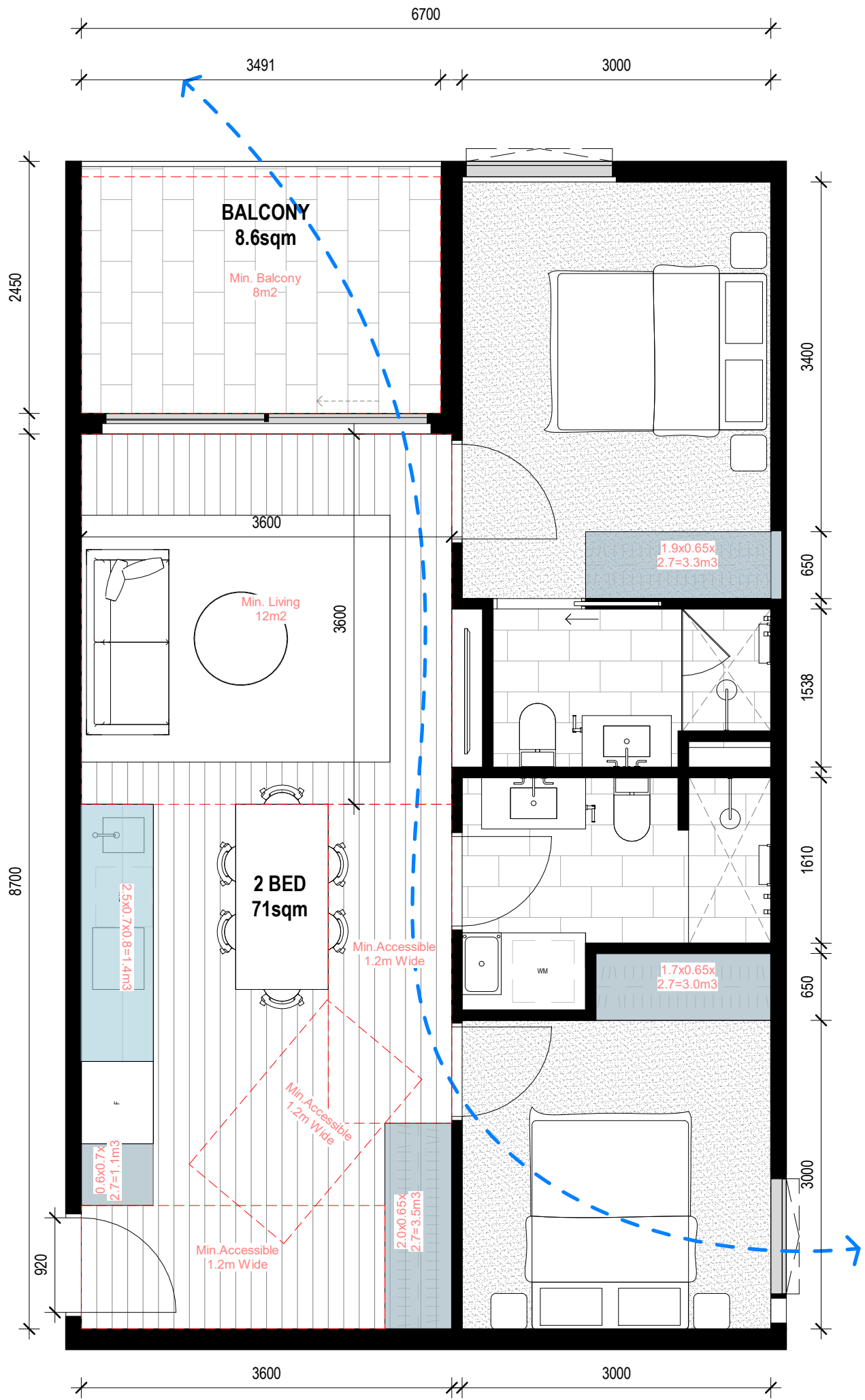
FUNCTIONAL LAYOUT: YES
POS COMPLIANCE: YES
STORAGE COMPLIANCE: YES
NATURAL VENTILATION: NO
ACCESS COMPLIANCE: YES

STORAGE WITHIN DWELLING - 10.3M³
EXTERNAL STORAGE REQUIRED - 3.7M³

MIN INTERNAL STORAGE REQUIRED - 9M³
TOTAL STORAGE REQUIRED - 14M³

ADVERTISED
PLAN

2 2B2B_TYPE K
1 : 50



INSTANCES: 3

FUNCTIONAL LAYOUT: YES
POS COMPLIANCE: YES
STORAGE COMPLIANCE: YES
NATURAL VENTILATION: YES
ACCESS COMPLIANCE: YES

STORAGE WITHIN DWELLING - 12.1M³
EXTERNAL STORAGE REQUIRED - 1.9M³

MIN INTERNAL STORAGE REQUIRED - 9M³
TOTAL STORAGE REQUIRED - 14M³

3 2B2B_TYPE L
1 : 50

This copied document to be made available
for the sole purpose of enabling
its consideration and review as
part of a planning process under the
Planning and Environment Act 1987.
The document must not be used for any
purpose which may breach any
copyright

GENERAL NOTES
THIS DRAWING SHOULD BE READ IN CONJUNCTION WITH ALL RELEVANT
CONTRACTS, SPECIFICATIONS AND DRAWINGS.
COPYRIGHT OF THIS DRAWING IS VESTED IN THE ARCHITECTS.
DIMENSIONS ARE IN MILLIMETRES AND LEVELS ARE IN METRES.
DO NOT SCALE OFF DRAWINGS.
USE FIGURED DIMENSIONS ONLY. CHECK AND VERIFY ALL DIMENSIONS
ON SITE PRIOR TO COMMENCING WORK.

TeamFox of E-Data Terms and Conditions:
<http://www.teamfox.com.au/terms-and-conditions/privacy-of-data.html>

REV	DATE	DESCRIPTION
1	22/12/2023	PRELIMINARY DTP SUBMISSION
2	15/02/2024	DRAFT DTP SUBMISSION
3	28/02/2024	FORMAL DTP SUBMISSION

CLIENT
ASSEMBLE

PROJECT
**SYDNEY RD
511-537 SYDNEY ROAD, COBURG**

DRAWING TITLE
**BADS COMPLIANCE PLAN_2 BED
APARTMENTS**

DATE FEB 2024	CHECKED LW	APPROVED CB
-------------------------	----------------------	-----------------------

SCALE
1 : 50
@A1
0 0.25 0.5 1 1.5 2.5m

STATUS
TOWN PLANNING

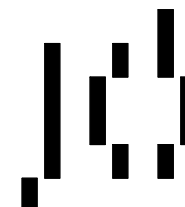
DRAWING NUMBER
TP 4-111

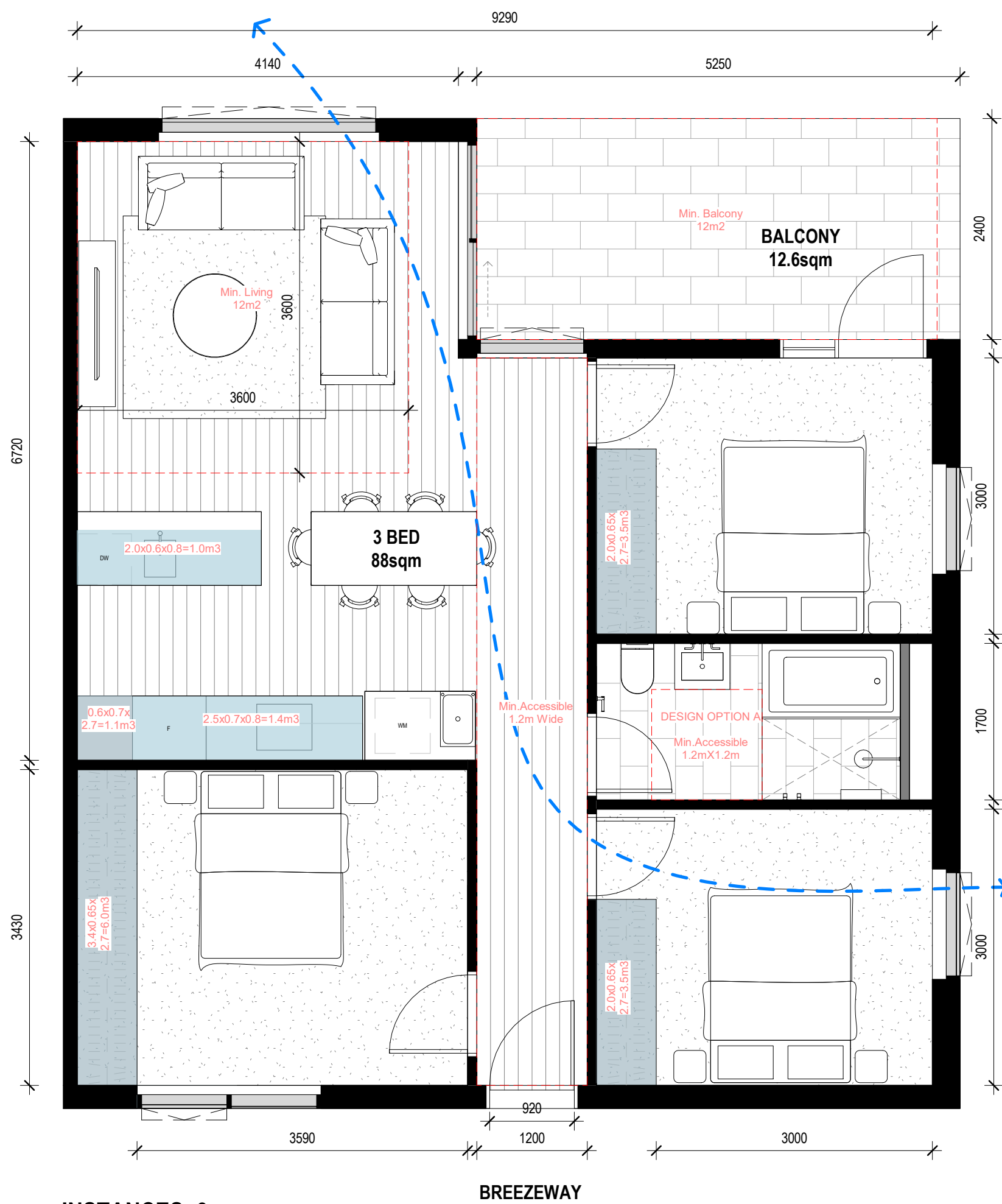
PROJECT #
22-076

REVISION
3

Jackson
Clements
Burrows
Architects

COPYRIGHT
Jackson Clements Burrows
Pty Ltd Architects
345 SWAN STREET, RICHMOND VIC 3121
T +613 9654 6227 jcba.com.au





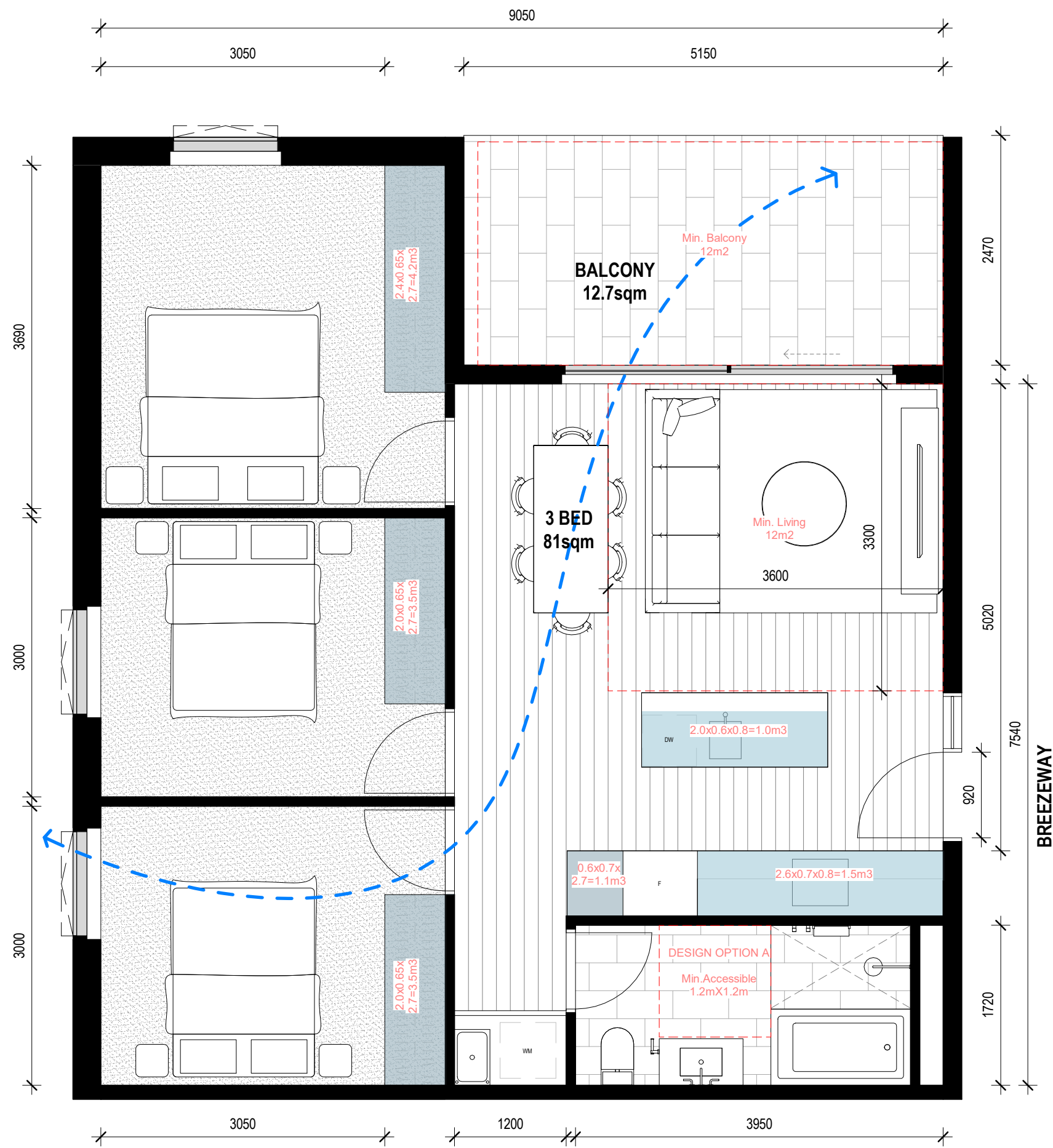
INSTANCES: 3

FUNCTIONAL LAYOUT: YES
POS COMPLIANCE: YES
STORAGE COMPLIANCE: YES
NATURAL VENTILATION: YES
ACCESS COMPLIANCE: YES

STORAGE WITHIN DWELLING - 16.5M³
EXTERNAL STORAGE REQUIRED - 1.5M³

MIN INTERNAL STORAGE REQUIRED - 12M³
TOTAL STORAGE REQUIRED - 18M³

4 3B1B_Type A 1 : 50



INSTANCES: 3

FUNCTIONAL LAYOUT: NO
POS COMPLIANCE: YES
STORAGE COMPLIANCE: YES
NATURAL VENTILATION: YES
ACCESS COMPLIANCE: NO

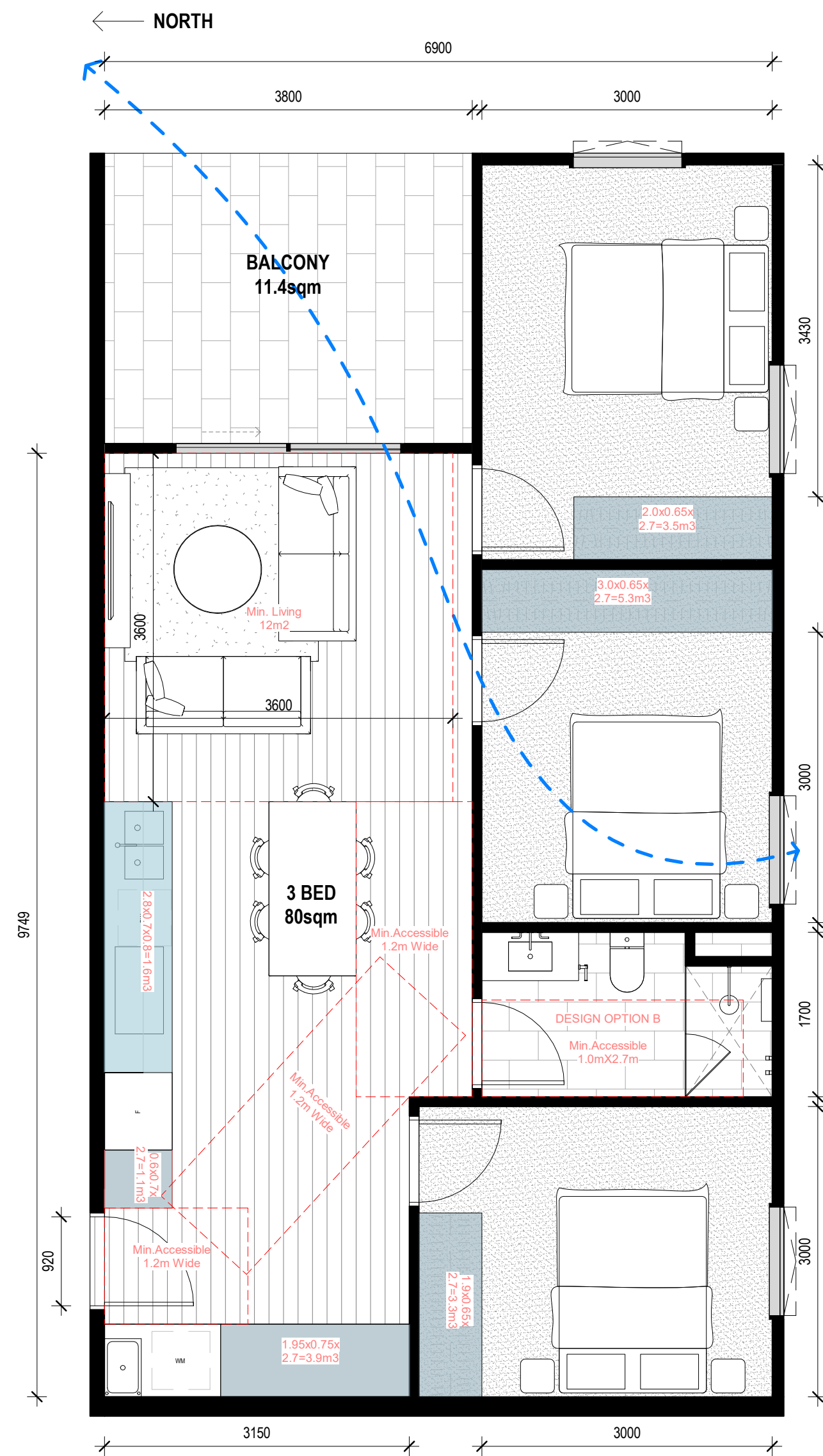
STORAGE WITHIN DWELLING - 14.8M³
EXTERNAL STORAGE REQUIRED - 3.2M³

MIN INTERNAL STORAGE REQUIRED - 12M³
TOTAL STORAGE REQUIRED - 18M³

ADVERTISED
PLAN

2 3B1B_Type B 1 : 50

This copied document to be made available for the sole purpose of enabling its consideration and review as part of a planning process under the Planning and Environment Act 1987. The document must not be used for any purpose which may breach any copyright



INSTANCES: 12

FUNCTIONAL LAYOUT: YES
POS COMPLIANCE: NO
STORAGE COMPLIANCE: YES
NATURAL VENTILATION: YES
ACCESS COMPLIANCE: YES

STORAGE WITHIN DWELLING - 18.7M³
EXTERNAL STORAGE REQUIRED - 0M³

MIN INTERNAL STORAGE REQUIRED - 12M³
TOTAL STORAGE REQUIRED - 18M³

3 3B1B_Type C 1 : 50

GENERAL NOTES
THIS DRAWING SHOULD BE READ IN CONJUNCTION WITH ALL RELEVANT CONTRACTS, SPECIFICATIONS AND DRAWINGS.
COPYRIGHT OF THIS DRAWING IS VESTED IN THE ARCHITECTS.
DIMENSIONS ARE IN MILLIMETRES AND LEVELS ARE IN METRES.
DO NOT SCALE OFF DRAWINGS.
USE FIGURED DIMENSIONS ONLY. CHECK AND VERIFY ALL DIMENSIONS ON SITE PRIOR TO COMMENCING WORK.

TeamFox of E-Data Terms and Conditions:
<http://www.teamfox.com.au/2018/08/01/e-data-terms-and-conditions/>

REV	DATE	DESCRIPTION
1	22/12/2023	PRELIMINARY DTP SUBMISSION
2	15/02/2024	DRAFT DTP SUBMISSION
3	28/02/2024	FORMAL DTP SUBMISSION

CLIENT
ASSEMBLE

PROJECT
**SYDNEY RD
511-537 SYDNEY ROAD, COBURG**

DRAWING TITLE
**BADS COMPLIANCE PLAN_3 BED
APARTMENTS**

DATE FEB 2024	CHECKED LW	APPROVED CB
-------------------------	----------------------	-----------------------

SCALE
1 : 50
@A1

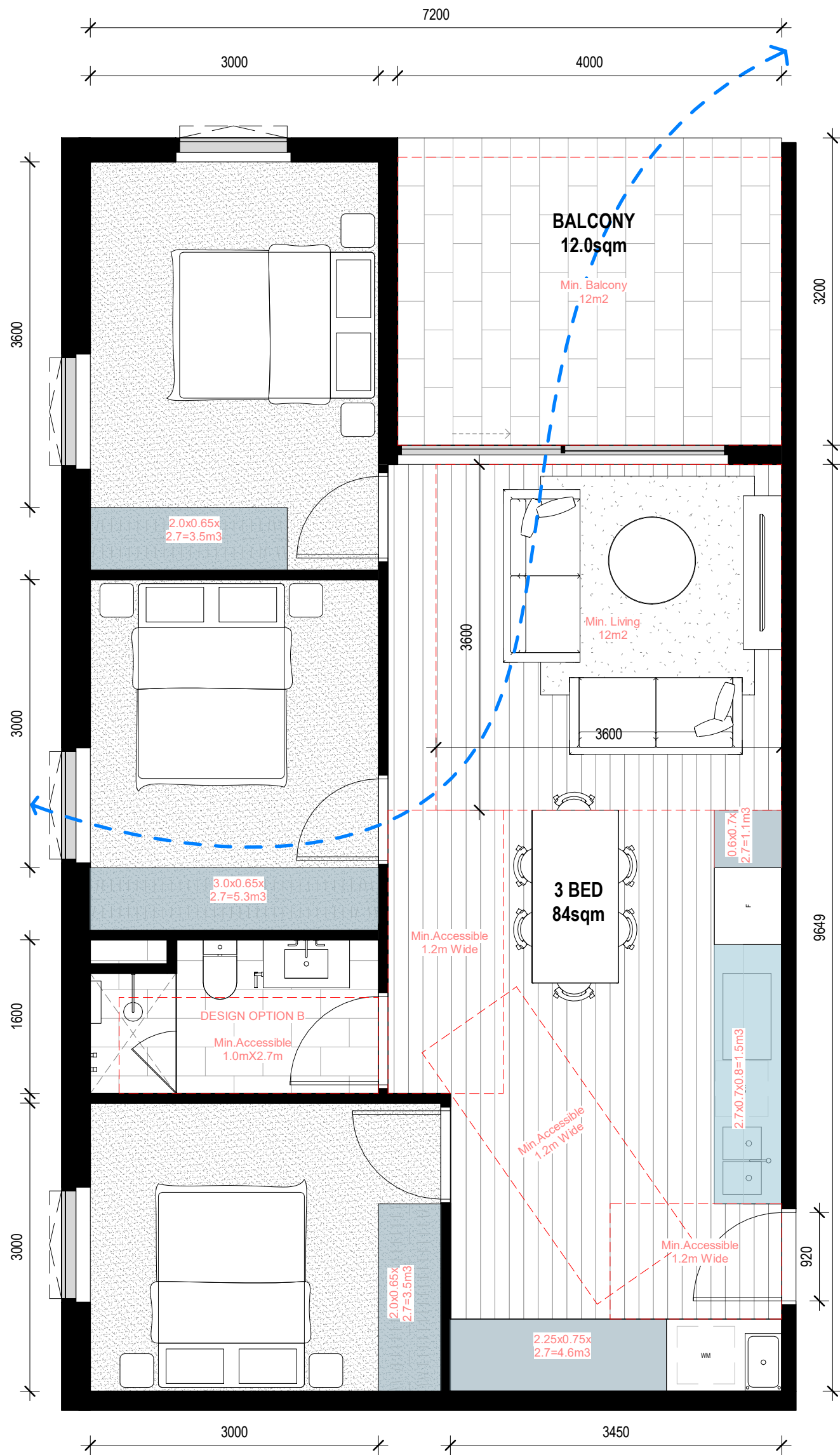
STATUS TOWN PLANNING	PROJECT # 22-076
--------------------------------	----------------------------

DRAWING NUMBER TP 4-112	REVISION 3
-----------------------------------	----------------------

Jackson
Clements
Burrows
Architects

COPYRIGHT
Jackson Clements Burrows
Pty Ltd Architects
345 SWAN STREET, RICHMOND VIC 3121
T +613 9854 6227 jcba.com.au





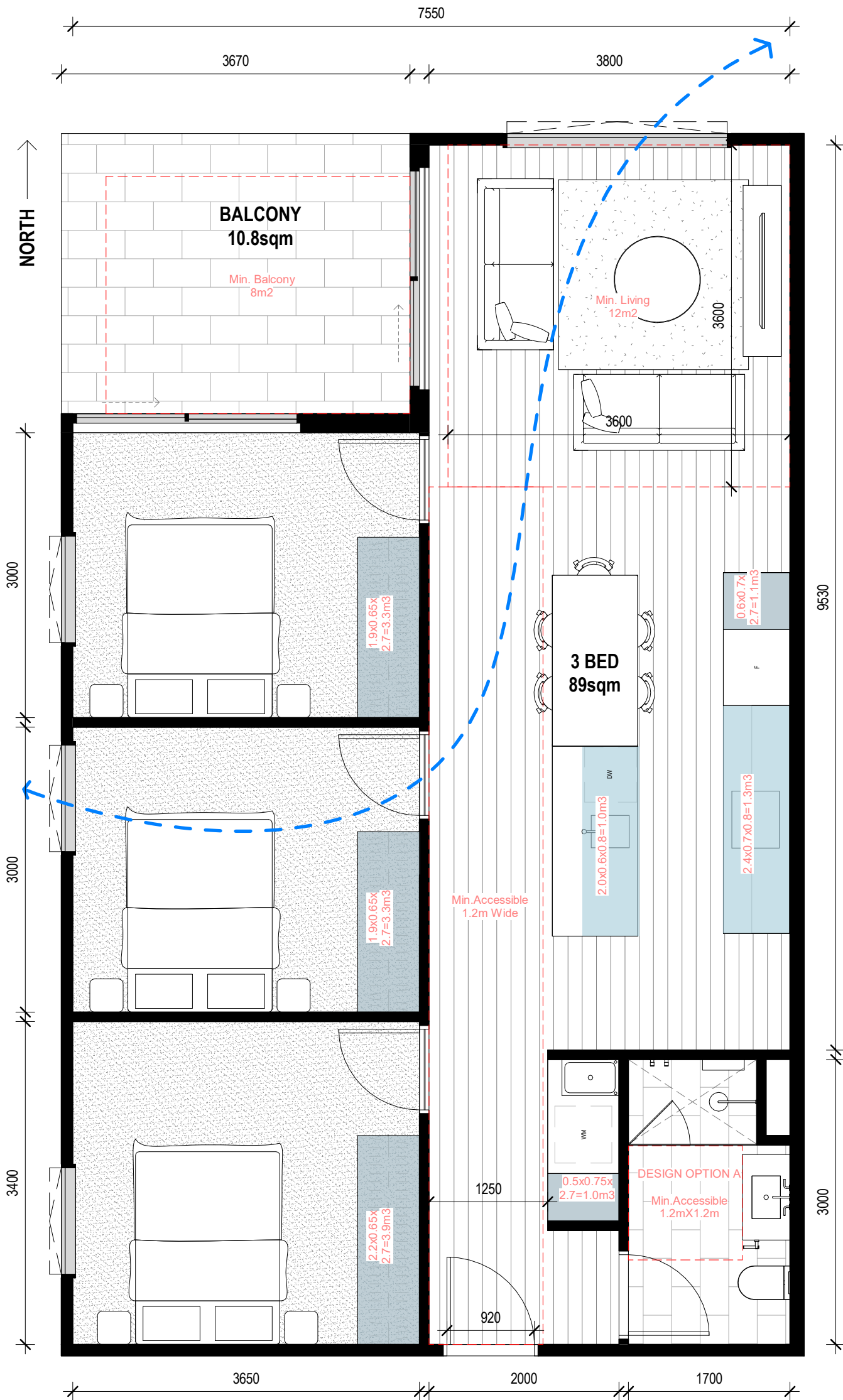
INSTANCES: 15

FUNCTIONAL LAYOUT: YES
POS COMPLIANCE: YES
STORAGE COMPLIANCE: YES
NATURAL VENTILATION: YES
ACCESS COMPLIANCE: YES

STORAGE WITHIN DWELLING - 19.5M³
EXTERNAL STORAGE REQUIRED - 0M³

MIN INTERNAL STORAGE REQUIRED - 12M³
TOTAL STORAGE REQUIRED - 18M³

1 3B1B_Type D
1 : 50



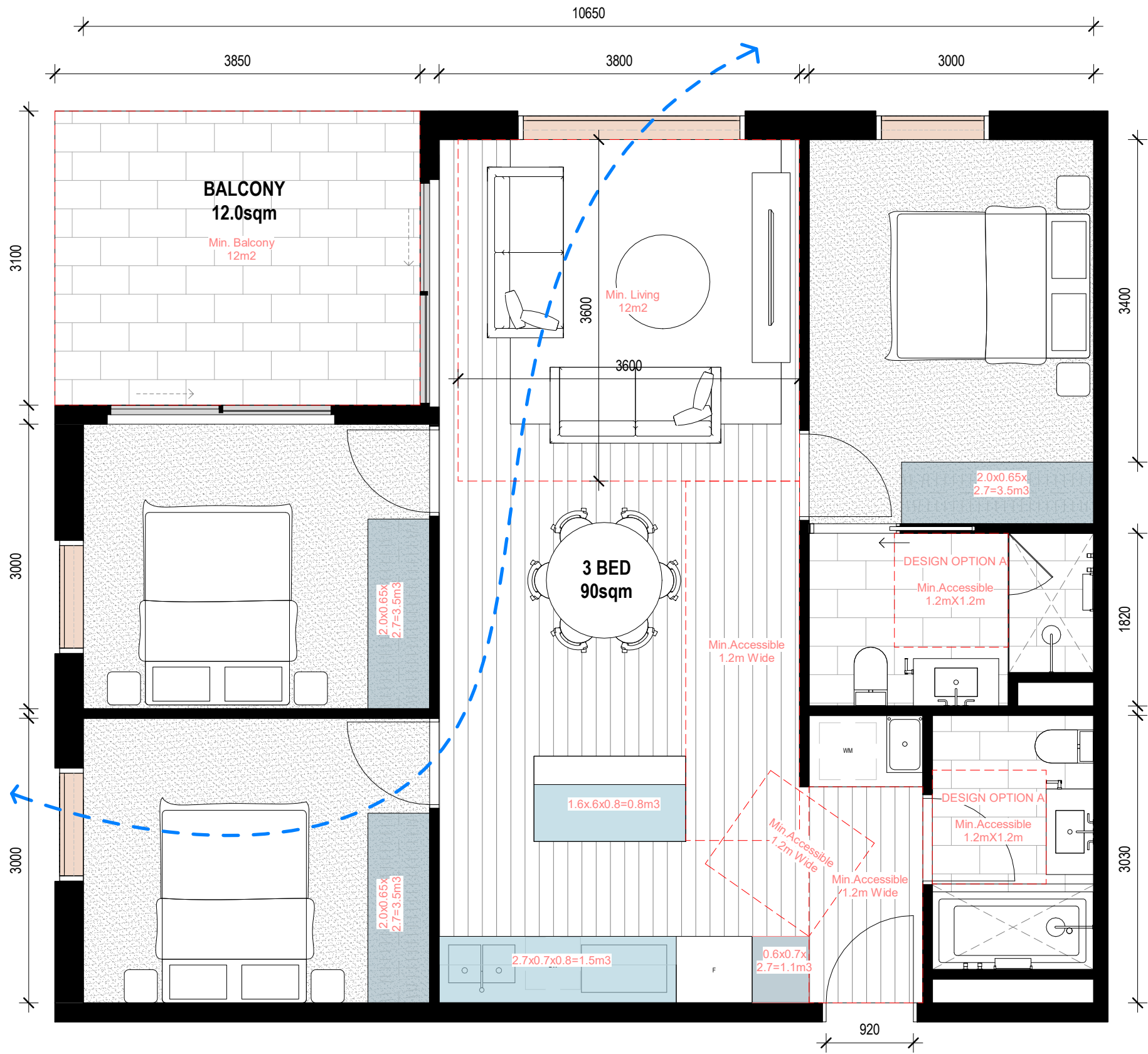
INSTANCES: 7

FUNCTIONAL LAYOUT: YES
POS COMPLIANCE: YES
STORAGE COMPLIANCE: YES
NATURAL VENTILATION: YES
ACCESS COMPLIANCE: YES

STORAGE WITHIN DWELLING - 15.3M³
EXTERNAL STORAGE REQUIRED - 2.7M³

MIN INTERNAL STORAGE REQUIRED - 12M³
TOTAL STORAGE REQUIRED - 18M³

2 3B1B_Type E
1 : 50



INSTANCES: 6

FUNCTIONAL LAYOUT: YES
POS COMPLIANCE: YES
STORAGE COMPLIANCE: YES
NATURAL VENTILATION: YES
ACCESS COMPLIANCE: YES

STORAGE WITHIN DWELLING - 13.9M³
EXTERNAL STORAGE REQUIRED - 4.1M³

MIN INTERNAL STORAGE REQUIRED - 12M³
TOTAL STORAGE REQUIRED - 18M³

4 3B2B_Type A
1 : 50

ADVERTISED
PLAN

This copied document to be made available
for the sole purpose of enabling
its consideration and review as
part of a planning process under the
Planning and Environment Act 1987.
The document must not be used for any
purpose which may breach any
copyright

GENERAL NOTES
THIS DRAWING SHOULD BE READ IN CONJUNCTION WITH ALL RELEVANT
CONTRACTS, SPECIFICATIONS AND DRAWINGS.
COPYRIGHT OF THIS DRAWING IS VESTED IN THE ARCHITECTS.
DIMENSIONS ARE IN MILLIMETRES AND LEVELS ARE IN METRES.
DO NOT SCALE OFF DRAWINGS.
USE FIGURED DIMENSIONS ONLY. CHECK AND VERIFY ALL DIMENSIONS
ON SITE PRIOR TO COMMENCING WORK.

TeamFox of E-Data Terms and Conditions:
<http://www.teamfox.com.au/terms-and-conditions/privacy-policy/2019/01/01/>

REV	DATE	DESCRIPTION
1	22/12/2023	PRELIMINARY DTP SUBMISSION
2	15/02/2024	DRAFT DTP SUBMISSION
3	28/02/2024	FORMAL DTP SUBMISSION

CLIENT
ASSEMBLE

PROJECT
**SYDNEY RD
511-537 SYDNEY ROAD, COBURG**

DRAWING TITLE
**BADS COMPLIANCE PLAN_3 BED
APARTMENTS**

DATE	CHECKED	APPROVED
FEB 2024	LW	CB

SCALE
1 : 50
@A1
0 0.25 0.5 1 1.5 2.5m

STATUS	PROJECT #
TOWN PLANNING	22-076

DRAWING NUMBER	REVISION
TP 4-113	3

Jackson
Clements
Burrows
Architects

COPYRIGHT
Jackson Clements Burrows
Pty Ltd Architects
345 SWAN STREET, RICHMOND VIC 3121
T +613 9654 6227 jcba.com.au





INSTANCES: 4

FUNCTIONAL LAYOUT: YES
POS COMPLIANCE: YES
STORAGE COMPLIANCE: YES
NATURAL VENTILATION: YES
ACCESS COMPLIANCE: YES

STORAGE WITHIN DWELLING - 15.7M³
EXTERNAL STORAGE REQUIRED - 2.3M³

MIN INTERNAL STORAGE REQUIRED - 12M³
TOTAL STORAGE REQUIRED - 18M³

This copied document to be made available for the sole purpose of enabling its consideration and review as part of a planning process under the Planning and Environment Act 1987. The document must not be used for any purpose which may breach any copyright

3 3B2B_Type B
1 : 50



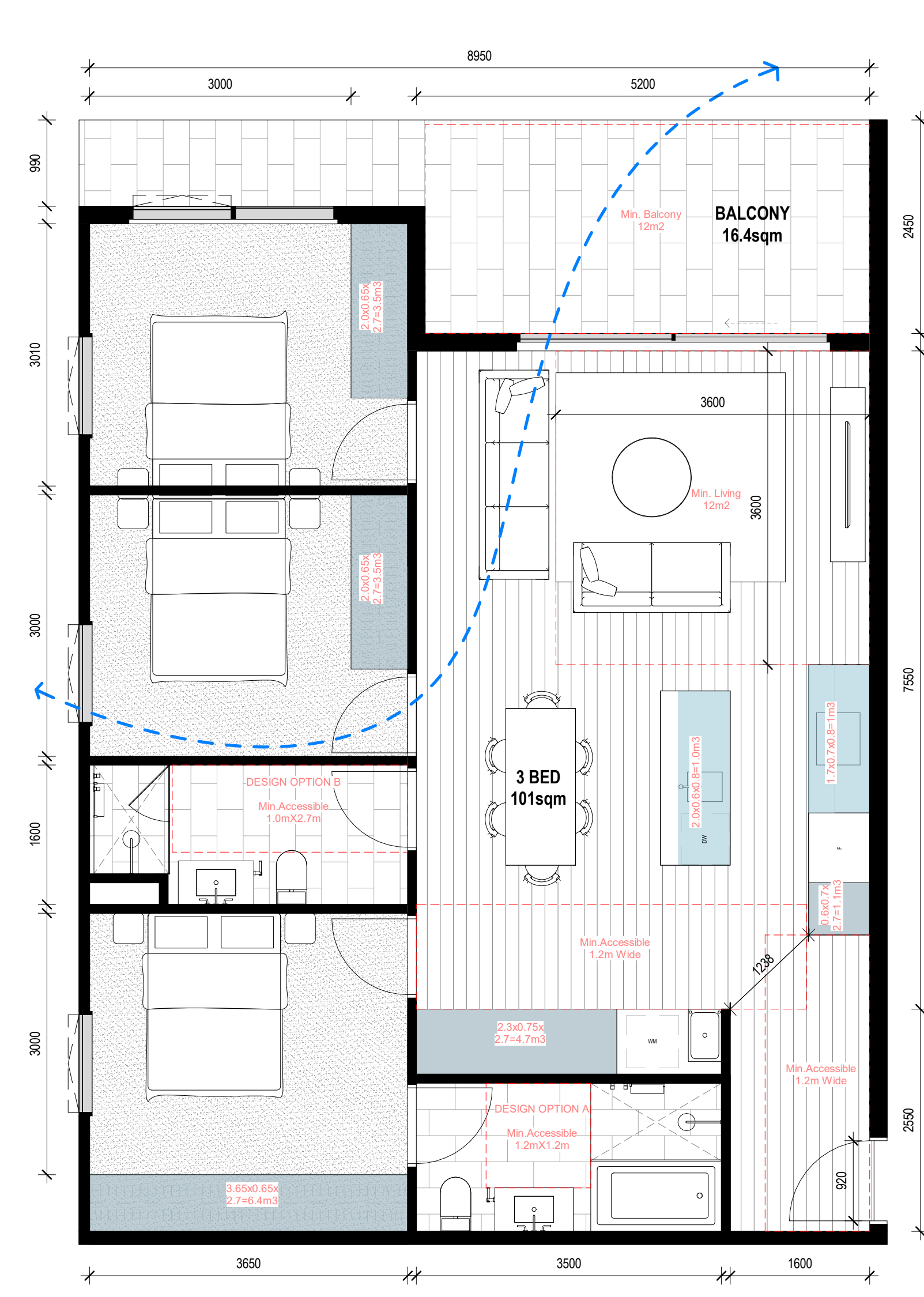
INSTANCES: 8

FUNCTIONAL LAYOUT: YES
POS COMPLIANCE: YES
STORAGE COMPLIANCE: YES
NATURAL VENTILATION: YES
ACCESS COMPLIANCE: YES

STORAGE WITHIN DWELLING - 18M³
EXTERNAL STORAGE REQUIRED - 0M³

MIN INTERNAL STORAGE REQUIRED - 12M³
TOTAL STORAGE REQUIRED - 18M³

1 3B2B_Type C
1 : 50



INSTANCES: 11

FUNCTIONAL LAYOUT: YES
POS COMPLIANCE: YES
STORAGE COMPLIANCE: YES
NATURAL VENTILATION: YES
ACCESS COMPLIANCE: YES

STORAGE WITHIN DWELLING - 21.4M³
EXTERNAL STORAGE REQUIRED - 0M³

MIN INTERNAL STORAGE REQUIRED - 12M³
TOTAL STORAGE REQUIRED - 18M³

2 3B2B_Type D
1 : 50

ADVERTISED
PLAN

GENERAL NOTES
THIS DRAWING SHOULD BE READ IN CONJUNCTION WITH ALL RELEVANT CONTRACTS, SPECIFICATIONS AND DRAWINGS.
COPYRIGHT OF THIS DRAWING IS VESTED IN THE ARCHITECTS.
DIMENSIONS ARE IN MILLIMETRES AND LEVELS ARE IN METRES.
DO NOT SCALE OFF DRAWINGS.
USE FIGURED DIMENSIONS ONLY. CHECK AND VERIFY ALL DIMENSIONS ON SITE PRIOR TO COMMENCING WORK.

TeamFax of E-Data Terms and Conditions:
<http://www.teamfax.com.au/TeamFaxTermsandConditions.aspx?cid=1001.pdf>

REV	DATE	DESCRIPTION
1	22/12/2023	PRELIMINARY DTP SUBMISSION
2	15/02/2024	DRAFT DTP SUBMISSION
3	28/02/2024	FORMAL DTP SUBMISSION

CLIENT
ASSEMBLE

PROJECT
SYDNEY RD
511-537 SYDNEY ROAD, COBURG

DRAWING TITLE
BADS COMPLIANCE PLAN_3 BED
APARTMENTS

DATE FEB 2024	CHECKED LW	APPROVED CB
------------------	---------------	----------------

SCALE
1 : 50
@A1
0 0.25 0.5 1 1.5 2.5m

STATUS
TOWN PLANNING

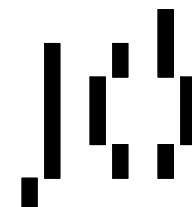
DRAWING NUMBER
TP 4-114

PROJECT #
22-076

REVISION
3


Jackson
Clements
Burrows
Architects

COPYRIGHT
Jackson Clements Burrows
Pty Ltd Architects
345 SWAN STREET, RICHMOND Vic 3121
T +613 9854 6227 jcba.com.au



This copied document to be made available for the sole purpose of enabling its consideration and review as part of a planning process under the Planning and Environment Act 1987. The document must not be used for any purpose which may breach any copyright

PRECAST CONCRETE SMOOTH - RED OXIDE / STAIN FINISH




EF-01a REFERENCE IMAGE

PRECAST CONCRETE SMOOTH - NATURAL FINISH



EF-01b REFERENCE IMAGE

IN-SITU CONCRETE - NATURAL




EF-01c REFERENCE IMAGE

IN-SITU CONCRETE - GREY



EF-01d REFERENCE IMAGE

PRECAST CONCRETE - TEXTURED




EF-01e REFERENCE IMAGE

FOLDED METAL BALUSTRADE - PERFORATED - RED - WITH POWDERCOATED METAL FRAME TO SUIT



EF-02a REFERENCE IMAGE

FOLDED METAL BALUSTRADE - PERFORATED - GREEN - WITH POWDERCOATED METAL FRAME TO SUIT



EF-02b REFERENCE IMAGE

FOLDED METAL BALUSTRADE - PERFORATED - GALVANISED - WITH POWDERCOATED METAL FRAME TO SUIT




EF-02c REFERENCE IMAGE

BRICK - BLONDE




EF-04 REFERENCE IMAGE

POWDERCOATED METAL - RED - WITH POWDERCOATED METAL FRAME TO SUIT




EF-03a REFERENCE IMAGE

POWDERCOATED METAL - GREEN - WITH POWDERCOATED METAL FRAME TO SUIT



EF-03b REFERENCE IMAGE

FOLDED METAL BALUSTRADE - SOLID - GALVANISED - WITH METAL FRAME TO SUIT



EF-03c REFERENCE IMAGE

GLASS



EF-05 REFERENCE IMAGE

ADVERTISED PLAN

GENERAL NOTES

THIS DRAWING SHOULD BE READ IN CONJUNCTION WITH ALL RELEVANT CONTRACTS, SPECIFICATIONS AND DRAWINGS.

COPYRIGHT OF THIS DRAWING IS VESTED IN THE ARCHITECTS.

DIMENSIONS ARE IN MILLIMETRES AND LEVELS ARE IN METRES.

DO NOT SCALE OFF DRAWINGS.

USE FIGURED DIMENSIONS ONLY. CHECK AND VERIFY ALL DIMENSIONS ON SITE PRIOR TO COMMENCING WORK.

TeamFox of E-Data Terms and Conditions:
<http://www.teamfox.com.au/2018/08/08/teamfox-terms-and-conditions-of-use-2018.pdf>

REV	DATE	DESCRIPTION
1	22/12/2023	PRELIMINARY DTP SUBMISSION
2	15/02/2024	DRAFT DTP SUBMISSION
3	28/02/2024	FORMAL DTP SUBMISSION

CLIENT
ASSEMBLE

PROJECT
**SYDNEY RD
511-537 SYDNEY ROAD, COBURG**

DRAWING TITLE
EXTERNAL FINISHES SCHEDULE

DATE	CHECKED	APPROVED
FEB 2024	LW	CB

SCALE

@A1

STATUS
TOWN PLANNING

PROJECT #
22-076

DRAWING NUMBER
TP 9-101

REVISION
3

Jackson
Clements
Burrows
Architects

COPYRIGHT
Jackson Clements Burrows
Pty Ltd Architects
345 SWAN STREET, RICHMOND Vic 3121
T +613 9854 6227 jcba.com.au



This copied document to be made available for the sole purpose of enabling its consideration and review as part of a planning process under the Planning and Environment Act 1987. The document must not be used for any purpose which may breach any copyright

FC SHEET - RED FINISH




EF-06a REFERENCE IMAGE

FC SHEET - GREEN FINISH




EF-06b REFERENCE IMAGE

FC SHEET- NATURAL FINISH




EF-06c REFERENCE IMAGE

HARDWOOD TIMBER SCREEN




EF-11 REFERENCE IMAGE

POWDERCOATED FRAME / MULLION - RED




EF-07a REFERENCE IMAGE

POWDERCOATED FRAME / MULLION - GREEN




EF-07b REFERENCE IMAGE

POWDERCOATED FRAME / MULLION - ALUMINIUM




EF-07c REFERENCE IMAGE

TIMBER LOOK GLAZED SLIDING DOOR




EF-12 REFERENCE IMAGE

METAL MESH - GALVANISED - WITH GALVANISED METAL FRAME TO SUIT



EF-08 REFERENCE IMAGE

METAL SHEET - GALVANISED FINISH



EF-09 REFERENCE IMAGE

METAL FRAMING - NATURAL FINISH




EF-10 REFERENCE IMAGE

METAL ANGLE - GALVENISED FINISH



EF-13 REFERENCE IMAGE

FABRIC AWNING - GREEN



EF-14 REFERENCE IMAGE

ADVERTISED
PLAN

GENERAL NOTES
THIS DRAWING SHOULD BE READ IN CONJUNCTION WITH ALL RELEVANT CONTRACTS, SPECIFICATIONS AND DRAWINGS.
COPYRIGHT OF THIS DRAWING IS VESTED IN THE ARCHITECTS.
DIMENSIONS ARE IN MILLIMETRES AND LEVELS ARE IN METRES.
DO NOT SCALE OFF DRAWINGS.
USE FIGURED DIMENSIONS ONLY. CHECK AND VERIFY ALL DIMENSIONS ON SITE PRIOR TO COMMENCING WORK.

TeamFox of E-Data Terms and Conditions:
<http://www.teamfox.com.au/2018/08/08/teamfox-terms-and-conditions/>

REV	DATE	DESCRIPTION
1	22/12/2023	PRELIMINARY DTP SUBMISSION
2	15/02/2024	DRAFT DTP SUBMISSION
3	28/02/2024	FORMAL DTP SUBMISSION

CLIENT
ASSEMBLE

PROJECT
**SYDNEY RD
511-537 SYDNEY ROAD, COBURG**

DRAWING TITLE
EXTERNAL FINISHES SCHEDULE

DATE	CHECKED	APPROVED
FEB 2024	LW	CB

SCALE

@A1

STATUS
TOWN PLANNING

PROJECT #
22-076

DRAWING NUMBER
TP 9-102

REVISION
3

Jackson
Clements
Burrows
Architects

COPYRIGHT
Jackson Clements Burrows
Pty Ltd Architects
345 SWAN STREET RICHMOND Vic 3121
T +613 9854 6227 jcba.com.au



AREA SCHEDULE (Development Schedule)																	
Level	GFA (Excl. Terrace & POS)	Circulation & Services	NSA/NLA Total	NSA Residential	NLA Commercial	NLA Retail	Assemble	POS	Communal Terrace	1BC	1B1B	2B1B	2B2B	3B1B	3B2B	Totals	
LEVEL 00 FFL	4686.8 m²	1192.4 m²	1667.5 m²	512.6 m²	1051.4 m²	103.4 m²	187.5 m²	110.7 m²	0.0 m²	1	0	0	6	0	0	7	
LEVEL 01 FFL	4366.6 m²	1039.9 m²	1512.4 m²	436.6 m²	1075.8 m²	12.1 m²	484.6 m²	0.0 m²	0.0 m²	5	5	2	9	1	1	23	
LEVEL 02 FFL	4318.0 m²	939.4 m²	1518.5 m²	1518.5 m²	0.0 m²	0.0 m²	12.1 m²	377.6 m²	0.0 m²	5	4	3	9	1	1	23	
LEVEL 03 FFL	2641.2 m²	480.0 m²	2030.5 m²	2030.5 m²	0.0 m²	0.0 m²	130.6 m²	593.2 m²	868.0 m²	3	8	7	8	3	1	30	
LEVEL 04 FFL	2522.7 m²	425.4 m²	2097.3 m²	2097.3 m²	0.0 m²	0.0 m²	0.0 m²	349.4 m²	0.0 m²	1	7	7	8	4	2	29	
LEVEL 05 FFL	2522.7 m²	425.4 m²	2097.3 m²	2097.3 m²	0.0 m²	0.0 m²	0.0 m²	349.4 m²	0.0 m²	1	7	7	8	4	2	29	
LEVEL 06 FFL	2451.7 m²	423.1 m²	2028.6 m²	2028.6 m²	0.0 m²	0.0 m²	0.0 m²	420.8 m²	0.0 m²	1	9	7	8	2	2	29	
LEVEL 07 FFL	2452.9 m²	423.5 m²	2029.4 m²	2029.4 m²	0.0 m²	0.0 m²	0.0 m²	346.4 m²	0.0 m²	1	9	7	8	2	2	29	
LEVEL 08 FFL	2452.9 m²	423.5 m²	2029.4 m²	2029.4 m²	0.0 m²	0.0 m²	0.0 m²	346.4 m²	0.0 m²	1	9	7	8	2	2	29	
LEVEL 09 FFL	1948.9 m²	375.9 m²	1273.0 m²	1273.0 m²	0.0 m²	0.0 m²	0.0 m²	225.3 m²	327.1 m²	1	4	1	6	3	2	17	
LEVEL 10 FFL	1542.7 m²	269.5 m²	1273.3 m²	1273.3 m²	0.0 m²	0.0 m²	0.0 m²	225.3 m²	0.0 m²	1	4	1	6	3	2	17	
LEVEL 11 FFL	1370.5 m²	254.7 m²	1115.8 m²	1115.8 m²	0.0 m²	0.0 m²	0.0 m²	174.3 m²	0.0 m²	1	2	1	4	3	3	14	
LEVEL 12 FFL	1370.7 m²	254.7 m²	1116.0 m²	1116.0 m²	0.0 m²	0.0 m²	0.0 m²	174.6 m²	0.0 m²	1	2	1	4	3	3	14	
LEVEL 13 FFL	1370.4 m²	254.7 m²	1115.8 m²	1115.8 m²	0.0 m²	0.0 m²	0.0 m²	174.5 m²	0.0 m²	1	2	1	4	3	3	14	
LEVEL 14 FFL	1370.5 m²	254.7 m²	1115.8 m²	1115.8 m²	0.0 m²	0.0 m²	0.0 m²	174.5 m²	0.0 m²	1	2	1	4	3	3	14	
LEVEL 15 FFL	3789.2 m²	7432.7 m²	24629.6 m²	23474.7 m²	1051.4 m²	103.4 m²	342.4 m²	4623.7 m²	1195.1 m²	26	75	53	103	40	29	326	

ADVERTISED
PLAN

AREA SCHEDULE, Development Mix									
Mix Studio	Mix 1 Bed	Mix 2 Bed 1 Bath	Mix 2 Bed 2 Bath	Mix 3 Bed 1 Bath	Mix 3 Bed 2 Bath	Total			
7.7%	22.1%	15.3%	28.0%	12.1%	9.0%	100%			
TOTAL PROVIDED							ASSEMBLE TARGET		
TOTAL REQUIRED							10%	25%	100%
156 CAR SPACES PROVIDED (INCL 1 DDA CAR SPACE, 4 CARSHARE SPACES, AND 1 EV SPACE)							MINIMUM OFFICE STAFF: 6 MINIMUM OFFICE VISITOR: 1		
OFFICE/RETAIL PARKING (1 PER 100SQM): 13 RESIDENTIAL CAR PARKING: 143 PARKING RATIO: 0.44							MINIMUM RESIDENTIAL: 348 ASSEMBLE TARGET RESIDENTIAL (1 PER BEDROOM): 636 MINIMUM RESIDENTIAL VISITORS: 34		
MOTORBIKE PARKING 3 MOTORBIKE SPACES							TOTAL: 588 MINIMUM REQUIRED TOTAL PROVIDED 12 OFFICE BIKE PARKS AT GROUND LEVEL (8 VERTICAL, 2 CARGO, 1 HORIZONTAL) 36 VISITOR BIKE PARKS AT GROUND LEVEL (18 HORIZONTAL) 94 RESIDENTIAL BIKE PARKS AT GROUND LEVEL (70 STACKED, 20 VERTICAL, 4 CARGO) 323 RESIDENTIAL BIKE PARKS AT LEVEL 1 (302 STACKED, 21 VERTICAL) 145 RESIDENTIAL BIKE PARKS AT LEVEL 2 (120 STACKERS, 25 VERTICAL)		
							TOTAL: 610 (582 RESIDENTIAL)		

AREA SCHEDULE (Development Schedule) North Building																	
Level	NSA/NLA Total	NSA Residential	NLA Commercial	NLA Retail	Assemble	POS	1BC	1B1B	2B1B	2B2B	3B1B	3B2B	Totals				
LEVEL 00 FFL	812.0 m²	237.7 m²	479.5 m²	103.4 m²	187.5 m²	49.5 m²	0	0	0	3	0	0	3				
LEVEL 01 FFL	925.4 m²	925.4 m²	0.0 m²	0.0 m²	12.1 m²	311.3 m²	1	3	2	5	1	1	13				
LEVEL 02 FFL	934.6 m²	934.6 m²	0.0 m²	0.0 m²	12.1 m²	196.7 m²	1	2	3	5	1	1	13				
LEVEL 03 FFL	1015.6 m²	1015.6 m²	0.0 m²	0.0 m²	0.0 m²	269.9 m²	1	4	2	3	1	1	14				
LEVEL 04 FFL	1044.0 m²	1044.0 m²	0.0 m²	0.0 m²	0.0 m²	160.9 m²	1	3	2	3	4	1	14				
LEVEL 05 FFL	1044.0 m²	1044.0 m²	0.0 m²	0.0 m²	0.0 m²	160.9 m²	1	3	2	3	4	1	14				
LEVEL 06 FFL	1011.2 m²	1011.2 m²	0.0 m²	0.0 m²	0.0 m²	195.8 m²	1	3	4	3	2	1	14				
LEVEL 07 FFL	1011.7 m²	1011.7 m²	0.0 m²	0.0 m²	0.0 m²	158.3 m²	1	3	4	3	2	1	14				
LEVEL 08 FFL	1011.7 m²	1011.7 m²	0.0 m²	0.0 m²	0.0 m²	158.3 m²	1	3	4	3	2	1	14				
LEVEL 09 FFL	609.6 m²	609.6 m²	0.0 m²	0.0 m²	0.0 m²	97.4 m²	1	1	0	3	3	0	8				
LEVEL 10 FFL	609.4 m²	609.4 m²	0.0 m²	0.0 m²	0.0 m²	97.8 m²	1	1	0	3	3	0	8				
LEVEL 11 FFL	609.6 m²	609.6 m²	0.0 m²	0.0 m²	0.0 m²	97.3 m²	1	1	0	3	3	0	8				
LEVEL 12 FFL	609.6 m²	609.6 m²	0.0 m²	0.0 m²	0.0 m²	97.5 m²	1	1	0	3	3	0	8				
LEVEL 13 FFL	609.8 m²	609.8 m²	0.0 m²	0.0 m²	0.0 m²	97.5 m²	1	1	0	3	3	0	8				
LEVEL 14 FFL	609.8 m²	609.8 m²	0.0 m²	0.0 m²	0.0 m²	97.5 m²	1	1	0	3	2	1	8				
LEVEL 15 FFL	609.0 m²	609.0 m²	0.0 m²	0.0 m²	0.0 m²	96.7 m²	1	1	0	3	3	0	8				
LEVEL 16 FFL	13077.1 m²	12502.8 m²	470.9 m²	103.4 m²	211.7 m²	2343.1 m²	15	31	23	52	39	9	169				

AREA SCHEDULE (Development Schedule) South Building																	
Level	NSA/NLA Total	NSA Residential	NLA Commercial	NLA Retail	Assemble	POS	1BC	1B1B	2B1B	2B2B	3B1B	3B2B	Totals				
LEVEL 00 FFL	655.4 m²	274.9 m²	580.5 m²	0.0 m²	0.0 m²	46.6 m²	1	0	0	3	0	0	4				
LEVEL 01 FFL	587.0 m²	587.0 m²	0.0 m²	0.0 m²	0.0 m²	158.9 m²	4	2	0	4	0	0	10				
LEVEL 02 FFL	583.9 m²	583.9 m²	0.0 m²	0.0 m²	0.0 m²	166.8 m²	4	2	0	4	0	0	10				
LEVEL 03 FFL	1014.9 m²	1014.9 m²	0.0 m²	0.0 m²	0.0 m²	323.3 m²	2	4	5	5	0	0	16				
LEVEL 04 FFL	1053.3 m²	1053.3 m²	0.0 m²	0.0 m²	0.0 m²	188.5 m²	0	4	5	5	0	1	15				
LEVEL 05 FFL	1053.3 m²	1053.3 m²	0.0 m²	0.0 m²	0.0 m²	188.5 m²	0	4	5	5	0	1	15				
LEVEL 06 FFL	1017.4 m²	1017.4 m²	0.0 m²	0.0 m²	0.0 m²	224.9 m²	0	6	3	5	0	1	15				
LEVEL 07 FFL	1017.7 m²	1017.7 m²	0.0 m²	0.0 m²	0.0 m²	188.2 m²	0	6	3	5	0	1	15				
LEVEL 08 FFL	1017.7 m²	1017.7 m²	0.0 m²	0.0 m²	0.0 m²	188.2 m²	0	6	3	5	0	1	15				
LEVEL 09 FFL	663.4 m²	663.4 m²	0.0 m²	0.0 m²	0.0 m²	128.0 m²	0	3	1	3	0	2	9				
LEVEL 10 FFL	663.8 m²	663.8 m²	0.0 m²	0.0 m²	0.0 m²	127.5 m²	0	3	1	3	0	2	9				
LEVEL 11 FFL	506.2 m²	506.2 m²	0.0 m²	0.0 m²	0.0 m²	77.1 m²	0	1	1	1	0	3	6				
LEVEL 12 FFL	506.2 m²	506.2 m²	0.0 m²	0.0 m²	0.0 m²	77.1 m²	0	1	1	1	0	3	6				
LEVEL 13 FFL	506.0 m²	506.0 m²	0.0 m²	0.0 m²	0.0 m²	77.0 m²	0	1	1	1	0	3	6				
LEVEL 14 FFL	506.0 m²	506.0 m²	0.0 m²	0.0 m²	0.0 m²	77.0 m²	0	1	1	1	1	2	6				
LEVEL 15 FFL	11552.4 m²	10972.0 m²	580.5 m²	0.0 m²	0.0 m²	2237.6 m²	11	44	30	51	1	20	157				

This copied document to be made available
for the sole purpose of enabling
its consideration and review as
part of a planning process under the
Planning and Environment Act 1987.
The document must not be used for any
purpose which may breach any
copyright

GENERAL NOTES
THIS DRAWING SHOULD BE READ IN CONJUNCTION WITH ALL RELEVANT
CONTRACTS, SPECIFICATIONS AND DRAWINGS.
COPYRIGHT OF THIS DRAWING IS VESTED IN THE ARCHITECTS.
DIMENSIONS ARE IN MILLIMETRES AND LEVELS ARE IN METRES.
DO NOT SCALE OFF DRAWINGS.
USE FIGURED DIMENSIONS ONLY. CHECK AND VERIFY ALL DIMENSIONS
ON SITE PRIOR TO COMMENCING WORK.

Transfer of E-Data Terms and Conditions:
<http://www.jcb.com.au/2018/08/01/transfer-of-e-data-terms-and-conditions/>

REV	DATE	DESCRIPTION
1	22/12/2023	PRELIMINARY DTP SUBMISSION
2	15/02/2024	DRAFT DTP SUBMISSION
3	28/02/2024	FORMAL DTP SUBMISSION

CLIENT
ASSEMBLE

PROJECT
**SYDNEY RD
511-537 SYDNEY ROAD, COBURG**

DRAWING TITLE
DEVELOPMENT SCHEDULES

DATE
FEB 2024

CHECKED
LW

APPROVED
CB

REVISION
1

SCALE

@A1

STATUS
TOWN PLANNING

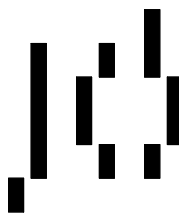
PROJECT #
22-076

DRAWING NUMBER
TP 9-110

REVISION
3

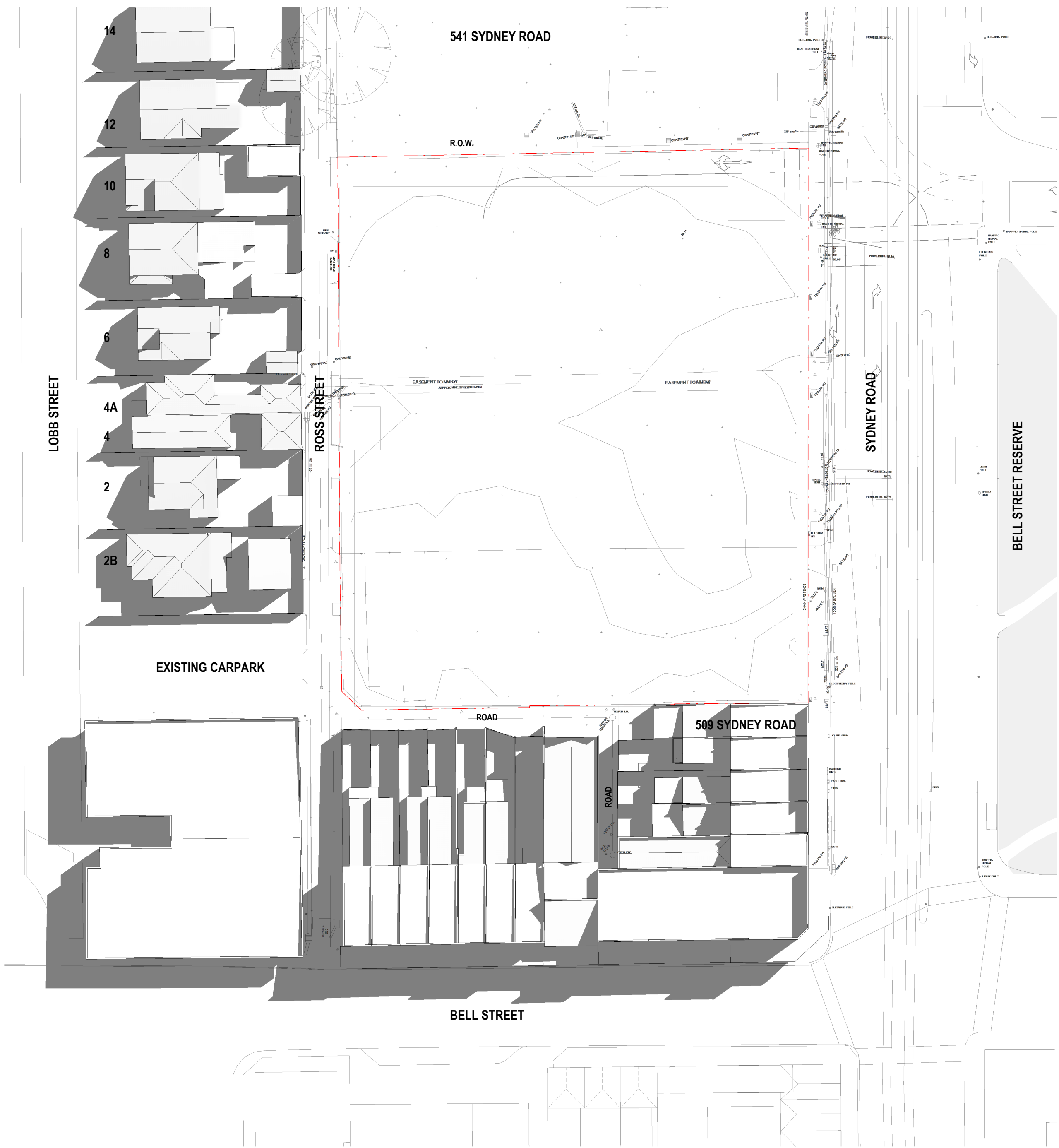
Jackson
Clements
Burrows
Architects

COPYRIGHT
Jackson Clements Burrows
Pty Ltd Architects
34/5 SWAN STREET, RICHMOND VIC 3121
T +613 9854 6227 jcba.com.au

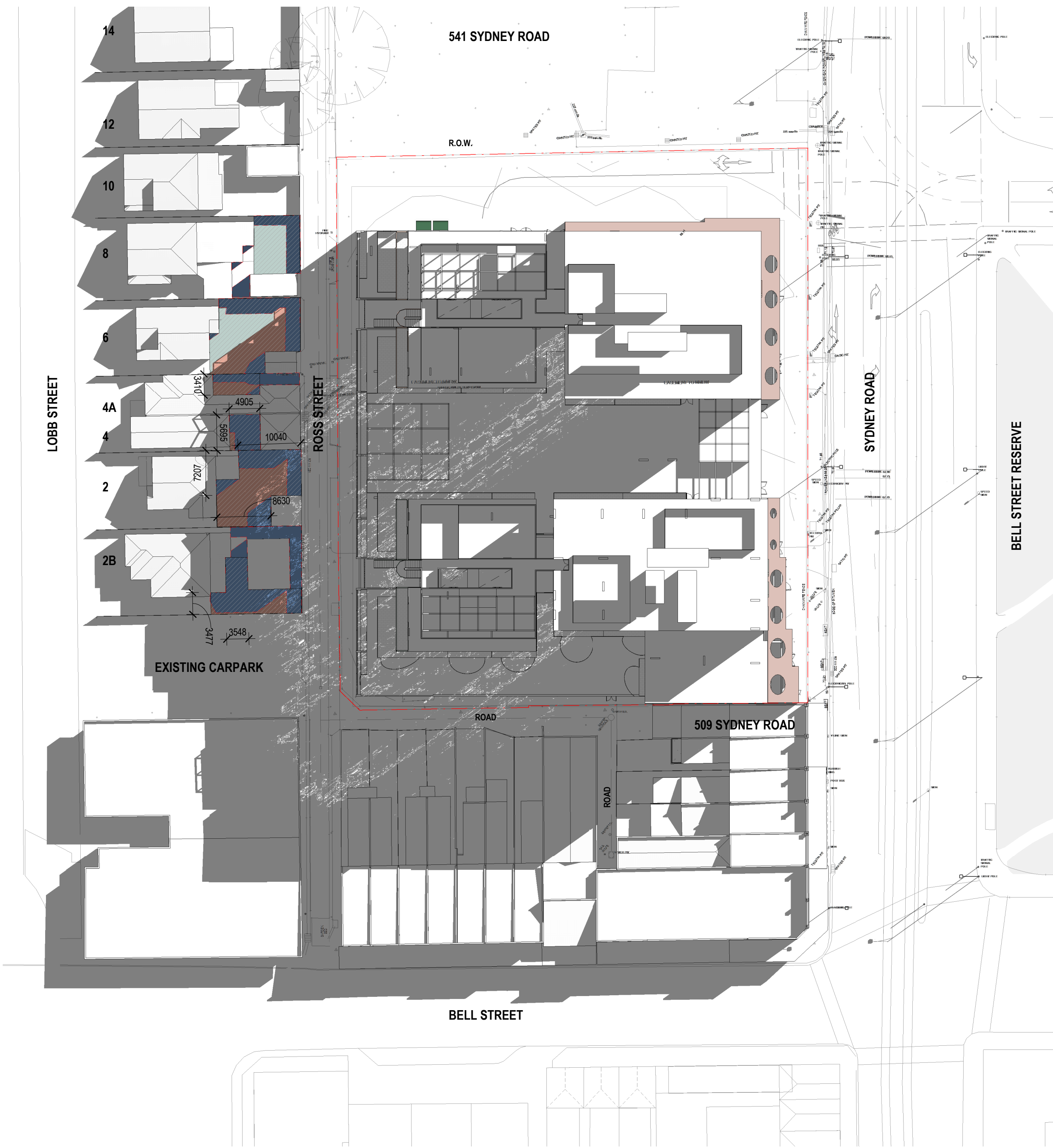


ADVERTISED
PLAN

This copied document to be made available for the sole purpose of enabling its consideration and review as part of a planning process under the Planning and Environment Act 1987. The document must not be used for any purpose which may breach any copyright



8 LOBB ST	68m² EXISTING SPOS 40m² SPOS UNSHADED 0m² ADDITIONAL SHADE FROM PROPOSAL
6 LOBB ST	145m² EXISTING SPOS 95m² SPOS UNSHADED 50m² ADDITIONAL SHADE FROM PROPOSAL = 45m² IN SUN
4A LOBB ST	25m² EXISTING SPOS 13m² SPOS UNSHADED 13m² ADDITIONAL SHADE FROM PROPOSAL = 0m² IN SUN
4 LOBB ST	28m² EXISTING SPOS 2m² SPOS UNSHADED 2m² ADDITIONAL SHADE FROM PROPOSAL = 0m² IN SUN
2 LOBB ST	124m² EXISTING SPOS 68m² SPOS UNSHADED 68m² ADDITIONAL SHADE FROM PROPOSAL = 0m² IN SUN
2B LOBB ST	73m² EXISTING SPOS 12m² SPOS UNSHADED 12m² ADDITIONAL SHADE FROM PROPOSAL = 0m² IN SUN



EXISTING SHADOW
PROPOSED SHADOW
SPOS AREA WITH SUNLIGHT

1 EX SHADOW DIAGRAM_SEPT 23 - 9AM
1 : 500

2 PR SHADOW DIAGRAM_SEPT 23 - 9AM
1 : 500

GENERAL NOTES
THIS DRAWING SHOULD BE READ IN CONJUNCTION WITH ALL RELEVANT CONTRACTS, SPECIFICATIONS AND DRAWINGS.
COPYRIGHT OF THIS DRAWING IS VESTED IN THE ARCHITECTS.
DIMENSIONS ARE IN MILLIMETRES AND LEVELS ARE IN METRES.
DO NOT SCALE OFF DRAWINGS.
USE FIGURED DIMENSIONS ONLY. CHECK AND VERIFY ALL DIMENSIONS ON SITE PRIOR TO COMMENCING WORK.

TeamFox of E-Data Terms and Conditions
<https://www.teamfox.com.au/terms-and-conditions>

REV	DATE	DESCRIPTION
1	22/12/2023	PRELIMINARY DTP SUBMISSION
2	15/02/2024	DRAFT DTP SUBMISSION
3	28/02/2024	FORMAL DTP SUBMISSION

CLIENT
ASSEMBLE

PROJECT
SYDNEY RD
511-537 SYDNEY ROAD, COBURG

DRAWING TITLE
SHADOW DIAGRAMS 9AM SEPT 23

DATE
FEB 2024
CHECKED
LW
APPROVED
CB

SCALE
As indicated
@A1
0 5 10 20 30 50m
STATUS
TOWN PLANNING
DRAWING NUMBER
TP 10-101
PROJECT #
22-076
REVISION
3

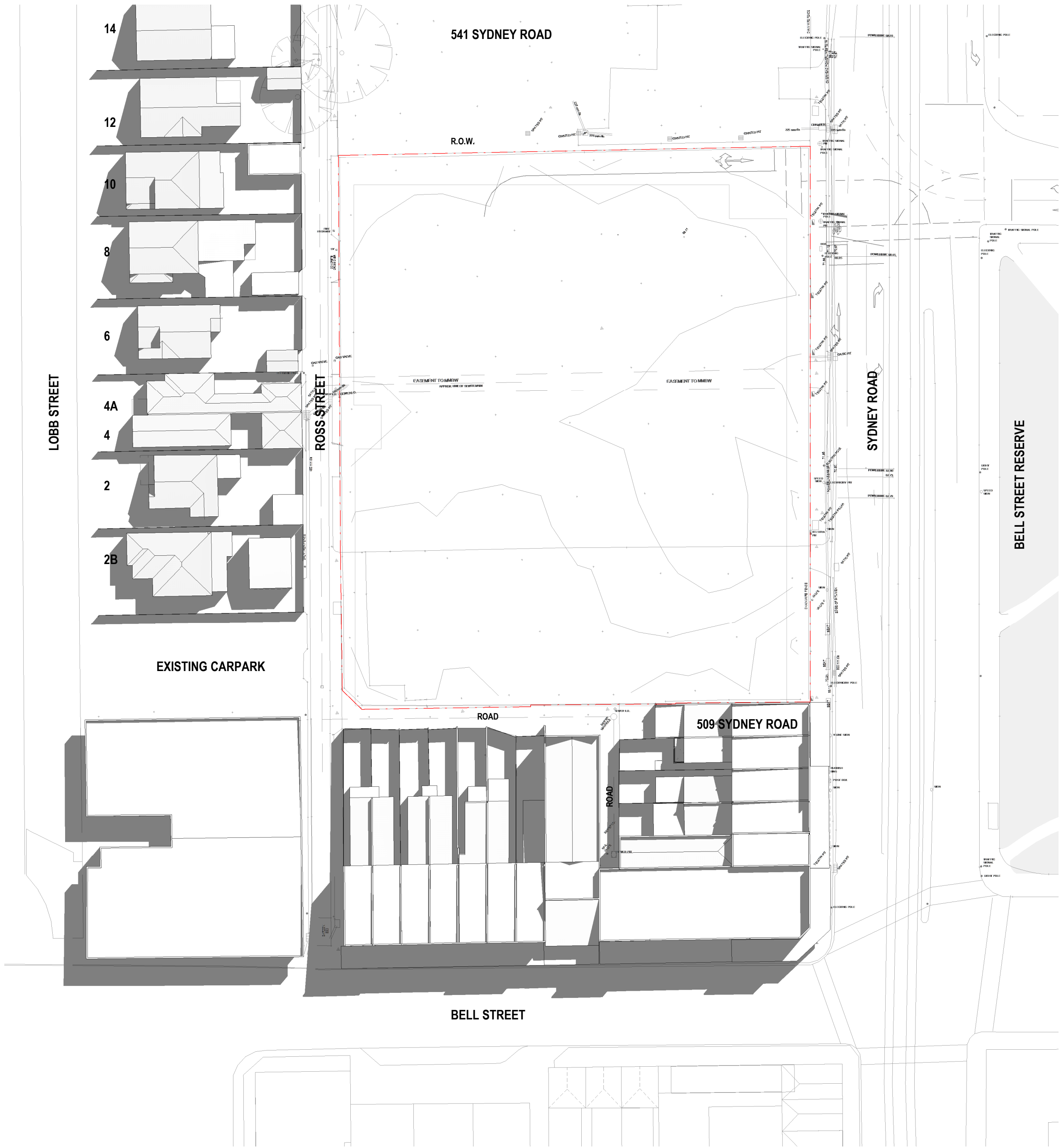
Jackson
Clements
Burrows
Architects

COPYRIGHT
Jackson Clements Burrows
Pty Ltd Architects
345 SWAN STREET RICHMOND VIC 3121
T +613 9654 6227 jcba.com.au

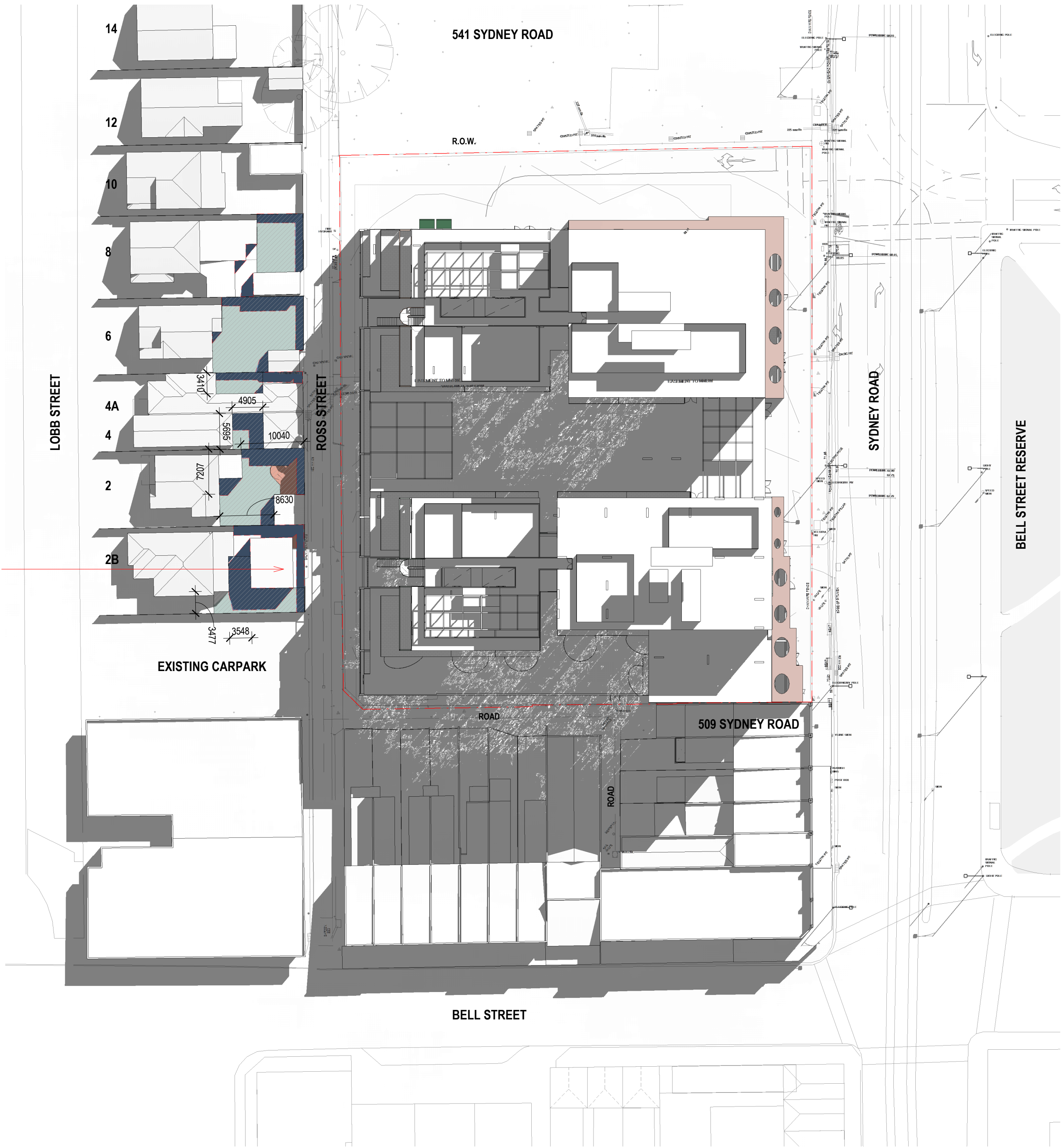


ADVERTISED
PLAN

This copied document to be made available for the sole purpose of enabling its consideration and review as part of a planning process under the Planning and Environment Act 1987. The document must not be used for any purpose which may breach any copyright



8 LOBB ST	68m² EXISTING SPOS 48m² SPOS UNSHADED 0m² ADDITIONAL SHADE FROM PROPOSAL
6 LOBB ST	145m² EXISTING SPOS 108m² SPOS UNSHADED 0m² ADDITIONAL SHADE FROM PROPOSAL
4A LOBB ST	25m² EXISTING SPOS 15m² SPOS UNSHADED 0m² ADDITIONAL SHADE FROM PROPOSAL
4 LOBB ST	28m² EXISTING SPOS 8m² SPOS UNSHADED 0m² ADDITIONAL SHADE FROM PROPOSAL
2 LOBB ST	124m² EXISTING SPOS 80m² SPOS UNSHADED 16m² ADDITIONAL SHADE FROM PROPOSAL = 64m² IN SUN
2B LOBB ST	1.5m² ADDITIONAL SHADE OUTSIDE OF SPOS AREA 73m² EXISTING SPOS 19m² SPOS UNSHADED 0m² ADDITIONAL SHADE FROM PROPOSAL



EXISTING SHADOW
PROPOSED SHADOW
SPOS AREA WITH SUNLIGHT

1 EX SHADOW DIAGRAM, SEPT 23 - 10AM
1 : 500

2 PR SHADOW DIAGRAM, SEPT 23 - 10AM
1 : 500

GENERAL NOTES
THIS DRAWING SHOULD BE READ IN CONJUNCTION WITH ALL RELEVANT CONTRACTS, SPECIFICATIONS AND DRAWINGS.
COPYRIGHT OF THIS DRAWING IS VESTED IN THE ARCHITECTS.
DIMENSIONS ARE IN MILLIMETRES AND LEVELS ARE IN METRES.
DO NOT SCALE OFF DRAWINGS.
USE FIGURED DIMENSIONS ONLY. CHECK AND VERIFY ALL DIMENSIONS ON SITE PRIOR TO COMMENCING WORK.

TeamFox of E-Data Terms and Conditions
<http://www.teamfox.com.au/terms-and-conditions>

REV	DATE	DESCRIPTION
1	22/12/2023	PRELIMINARY DTP SUBMISSION
2	15/02/2024	DRAFT DTP SUBMISSION
3	28/02/2024	FORMAL DTP SUBMISSION

CLIENT
ASSEMBLE

PROJECT
SYDNEY RD
511-537 SYDNEY ROAD, COBURG

DRAWING TITLE
SHADOW DIAGRAMS 10AM SEPT 23

DATE
FEB 2024

CHECKED
LW

APPROVED
CB

SCALE
As indicated
@A1
0 5 10 20 30 50m

STATUS
TOWN PLANNING

PROJECT #
22-076

DRAWING NUMBER
TP 10-102

REVISION
3

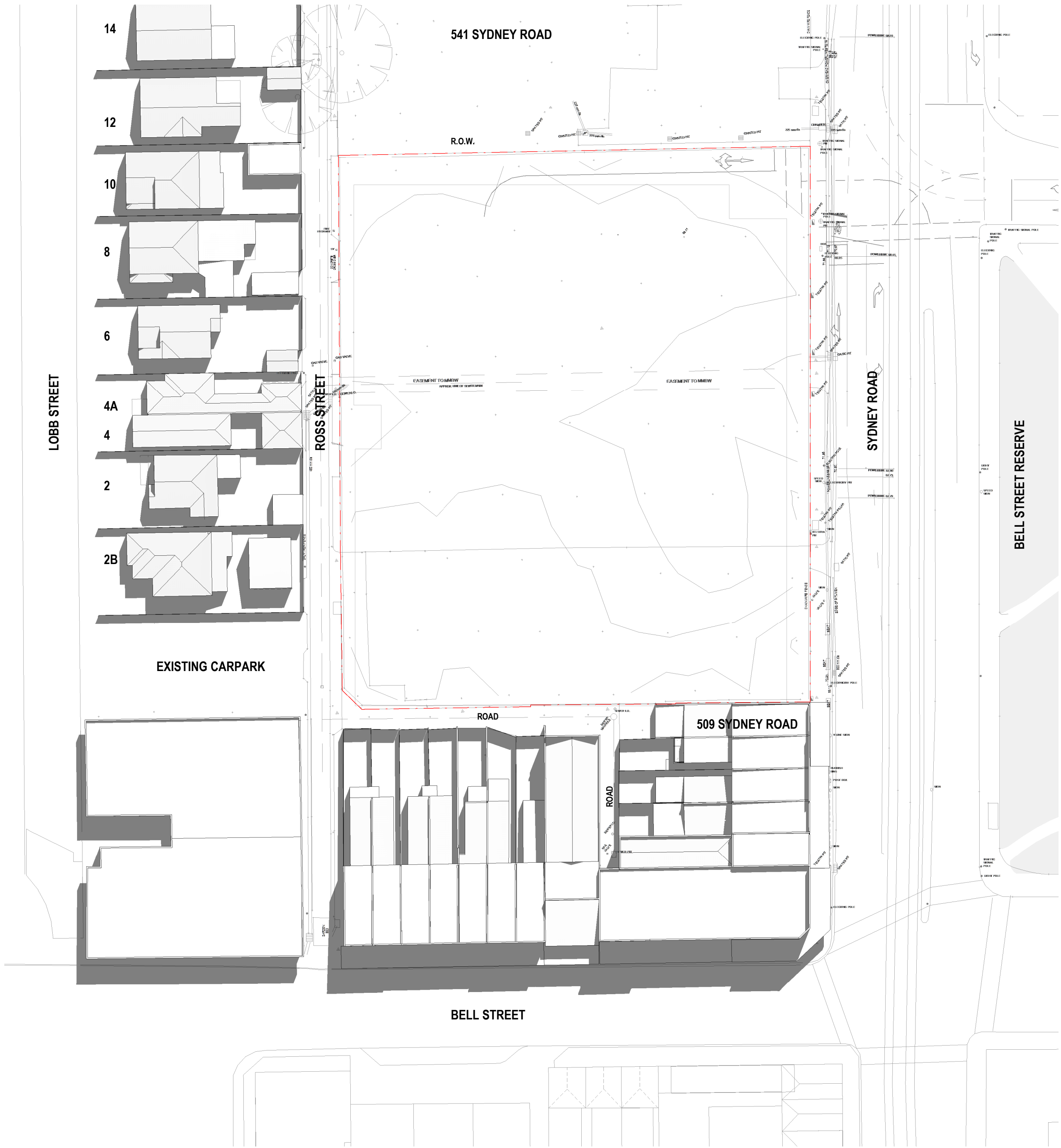
Jackson
Clements
Burrows
Architects

COPYRIGHT
Jackson Clements Burrows
Pty Ltd Architects
345 SWAN STREET, RICHMOND VIC 3121
T +613 9654 6227 jcba.com.au

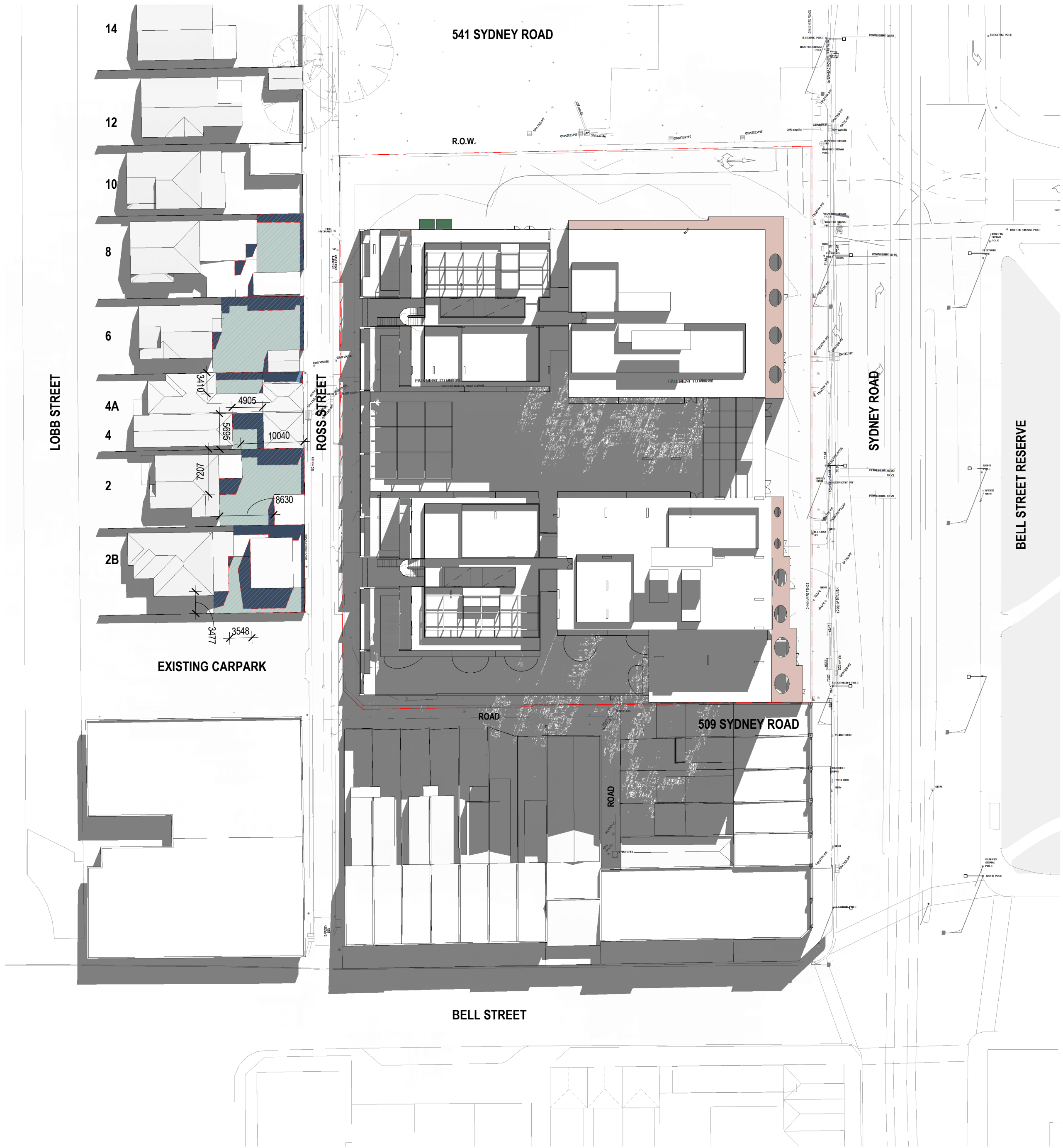


ADVERTISED
PLAN

This copied document to be made available for the sole purpose of enabling its consideration and review as part of a planning process under the Planning and Environment Act 1987. The document must not be used for any purpose which may breach any copyright



8 LOBB ST	68m² EXISTING SPOS 54m² SPOS UNSHADED 0m² ADDITIONAL SHADE FROM PROPOSAL
6 LOBB ST	145m² EXISTING SPOS 112m² SPOS UNSHADED 0m² ADDITIONAL SHADE FROM PROPOSAL
4A LOBB ST	25m² EXISTING SPOS 16m² SPOS UNSHADED 0m² ADDITIONAL SHADE FROM PROPOSAL
4 LOBB ST	28m² EXISTING SPOS 12m² SPOS UNSHADED 0m² ADDITIONAL SHADE FROM PROPOSAL
2 LOBB ST	124m² EXISTING SPOS 88m² SPOS UNSHADED 0m² ADDITIONAL SHADE FROM PROPOSAL
2B LOBB ST	73m² EXISTING SPOS 32m² SPOS UNSHADED 0m² ADDITIONAL SHADE FROM PROPOSAL



1 EX SHADOW DIAGRAM, SEPT 23 - 11AM

1 : 500

2 PR SHADOW DIAGRAM, SEPT 23 - 11AM

1 : 500

GENERAL NOTES
THIS DRAWING SHOULD BE READ IN CONJUNCTION WITH ALL RELEVANT CONTRACTS, SPECIFICATIONS AND DRAWINGS.
COPYRIGHT OF THIS DRAWING IS VESTED IN THE ARCHITECTS.
DIMENSIONS ARE IN MILLIMETRES AND LEVELS ARE IN METRES.
DO NOT SCALE OFF DRAWINGS.
USE FIGURED DIMENSIONS ONLY. CHECK AND VERIFY ALL DIMENSIONS ON SITE PRIOR TO COMMENCING WORK.

TeamFox of E-Data Terms and Conditions
<http://www.teamfox.com.au/terms-and-conditions>

REV	DATE	DESCRIPTION
1	22/12/2023	PRELIMINARY DTP SUBMISSION
2	15/02/2024	DRAFT DTP SUBMISSION
3	28/02/2024	FORMAL DTP SUBMISSION

CLIENT
ASSEMBLE

PROJECT
**SYDNEY RD
511-537 SYDNEY ROAD, COBURG**

DRAWING TITLE
SHADOW DIAGRAMS 11AM SEPT 23

DATE
FEB 2024

CHECKED
LW

APPROVED
CB

SCALE
1 : 500

@A1
0 5 10 20 30 50m

STATUS
TOWN PLANNING

PROJECT #
22-076

DRAWING NUMBER
TP 10-103

REVISION
3

Jackson
Clements
Burrows
Architects

COPYRIGHT
Jackson Clements Burrows
Pty Ltd Architects
345 SWAN STREET, RICHMOND VIC 3121
T +613 9854 6227 jcba.com.au



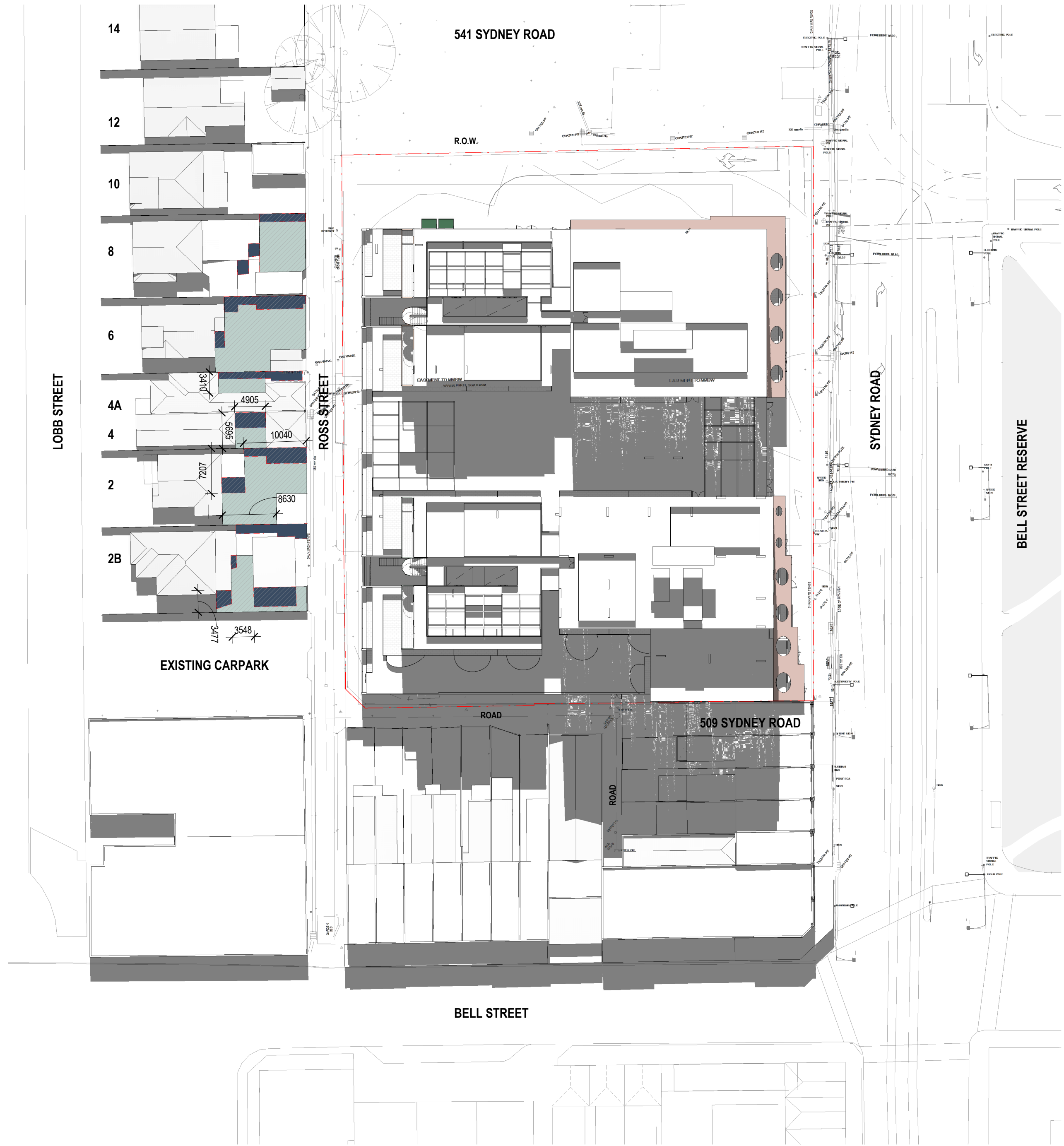
ADVERTISED
PLAN

This copied document to be made available for the sole purpose of enabling its consideration and review as part of a planning process under the Planning and Environment Act 1987. The document must not be used for any purpose which may breach any copyright



1 EX SHADOW DIAGRAM, SEPT 23 - 12PM
SK10

1 : 500



2 PR SHADOW DIAGRAM, SEPT 23 - 12PM
SK10

1 : 500

GENERAL NOTES
THIS DRAWING SHOULD BE READ IN CONJUNCTION WITH ALL RELEVANT CONTRACTS, SPECIFICATIONS AND DRAWINGS.
COPYRIGHT OF THIS DRAWING IS VESTED IN THE ARCHITECTS.
DIMENSIONS ARE IN MILLIMETRES AND LEVELS ARE IN METRES.
DO NOT SCALE OFF DRAWINGS.
USE FIGURED DIMENSIONS ONLY. CHECK AND VERIFY ALL DIMENSIONS ON SITE PRIOR TO COMMENCING WORK.

TeamFox of E-Data Terms and Conditions:
<http://www.teamfox.com.au/terms-and-conditions>

REV	DATE	DESCRIPTION
1	22/12/2023	PRELIMINARY DTP SUBMISSION
2	15/02/2024	DRAFT DTP SUBMISSION
3	28/02/2024	FORMAL DTP SUBMISSION

CLIENT
ASSEMBLE

PROJECT
**SYDNEY RD
511-537 SYDNEY ROAD, COBURG**

DRAWING TITLE
SHADOW DIAGRAMS 12PM SEPT 23

DATE
FEB 2024

CHECKED
LW

APPROVED
CB

SCALE
1 : 500

@A1

STATUS
TOWN PLANNING

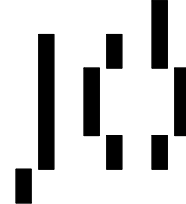
PROJECT #
22-076

DRAWING NUMBER
TP 10-104

REVISION
3

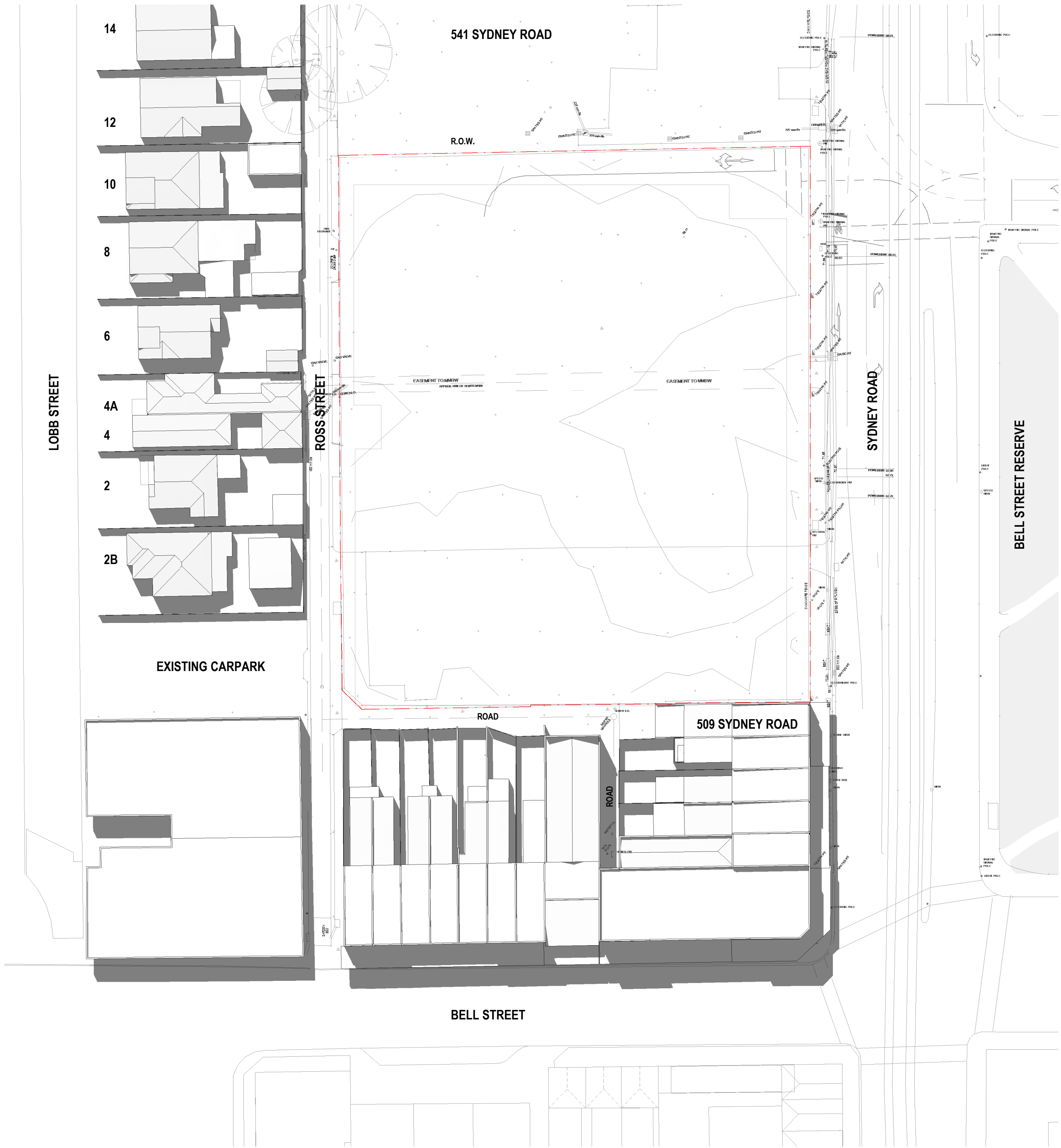
Jackson
Clements
Burrows
Architects

COPYRIGHT
Jackson Clements Burrows
Pty Ltd Architects
345 SWAN STREET, RICHMOND VIC 3121
T +613 9654 6227 jcba.com.au



ADVERTISED
PLAN

This copied document to be made available for the sole purpose of enabling its consideration and review as part of a planning process under the Planning and Environment Act 1987. The document must not be used for any purpose which may breach any copyright

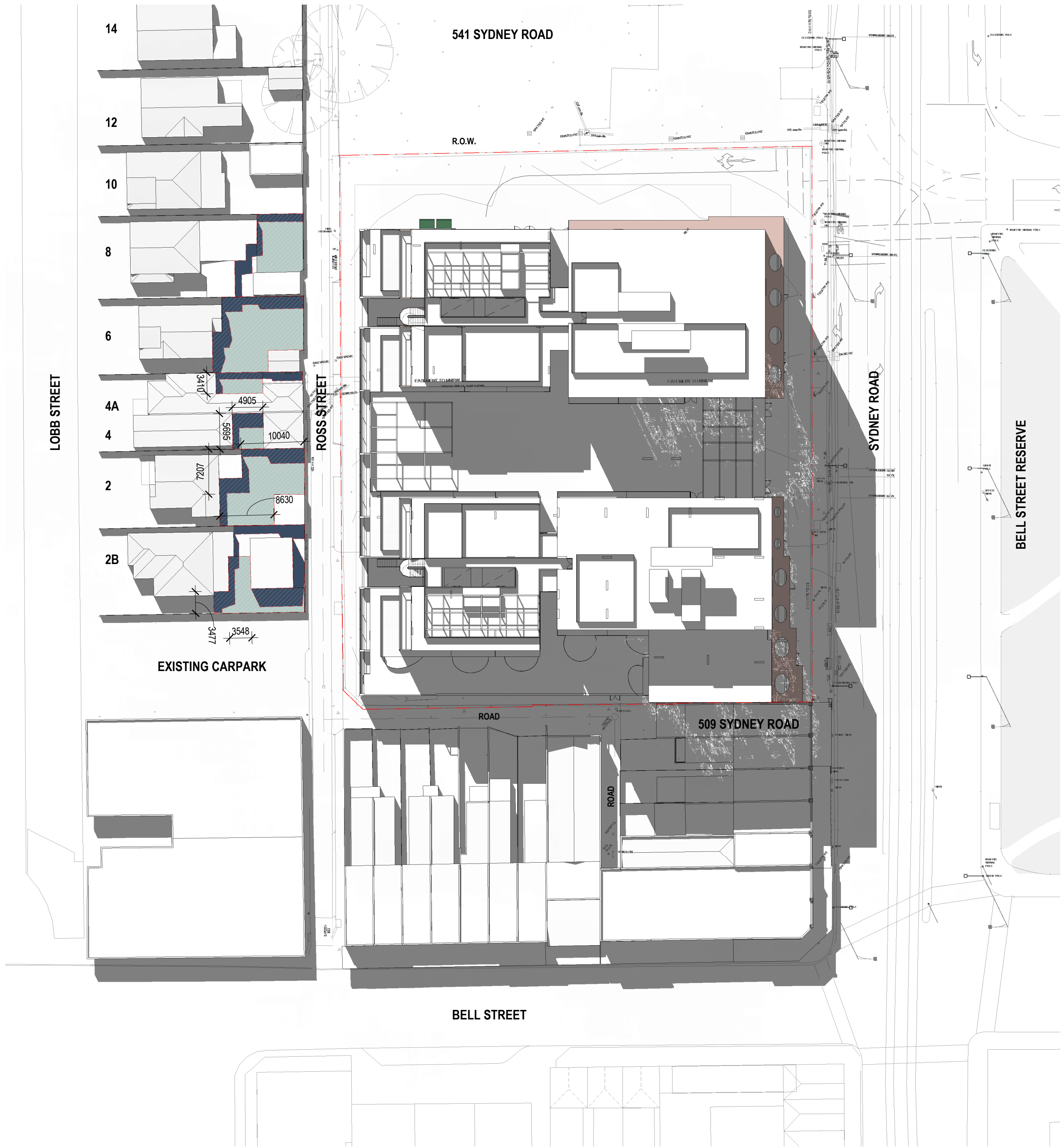


1 EX SHADOW DIAGRAM, SEPT 23 - 1PM

SK10

1 : 500

8 LOBB ST	68m² EXISTING SPOS 55m² SPOS UNSHADED 0m² ADDITIONAL SHADE FROM PROPOSAL
6 LOBB ST	145m² EXISTING SPOS 103m² SPOS UNSHADED 0m² ADDITIONAL SHADE FROM PROPOSAL
4A LOBB ST	25m² EXISTING SPOS 16m² SPOS UNSHADED 0m² ADDITIONAL SHADE FROM PROPOSAL
4 LOBB ST	28m² EXISTING SPOS 13m² SPOS UNSHADED 0m² ADDITIONAL SHADE FROM PROPOSAL
2 LOBB ST	124m² EXISTING SPOS 86m² SPOS UNSHADED 0m² ADDITIONAL SHADE FROM PROPOSAL
2B LOBB ST	73m² EXISTING SPOS 35m² SPOS UNSHADED 0m² ADDITIONAL SHADE FROM PROPOSAL



2 PR SHADOW DIAGRAM, SEPT 23 - 1PM

SK10

1 : 500

GENERAL NOTES
THIS DRAWING SHOULD BE READ IN CONJUNCTION WITH ALL RELEVANT CONTRACTS, SPECIFICATIONS AND DRAWINGS.
COPYRIGHT OF THIS DRAWING IS VESTED IN THE ARCHITECTS.
DIMENSIONS ARE IN MILLIMETRES AND LEVELS ARE IN METRES.
DO NOT SCALE OFF DRAWINGS.
USE FIGURED DIMENSIONS ONLY. CHECK AND VERIFY ALL DIMENSIONS ON SITE PRIOR TO COMMENCING WORK.

TeamFox of E-Data Terms and Conditions
<http://www.teamfox.com.au/terms-and-conditions>

REV	DATE	DESCRIPTION
1	22/12/2023	PRELIMINARY DTP SUBMISSION
2	15/02/2024	DRAFT DTP SUBMISSION
3	28/02/2024	FORMAL DTP SUBMISSION

CLIENT
ASSEMBLE

PROJECT
**SYDNEY RD
511-537 SYDNEY ROAD, COBURG**

DRAWING TITLE
SHADOW DIAGRAMS 1PM SEPT 23

DATE
FEB 2024

CHECKED
LW

APPROVED
CB

1

SCALE
1 : 500

@A1

STATUS
TOWN PLANNING

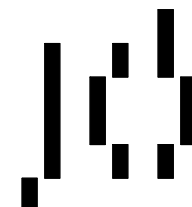
PROJECT #
22-076

DRAWING NUMBER
TP 10-105

REVISION
3

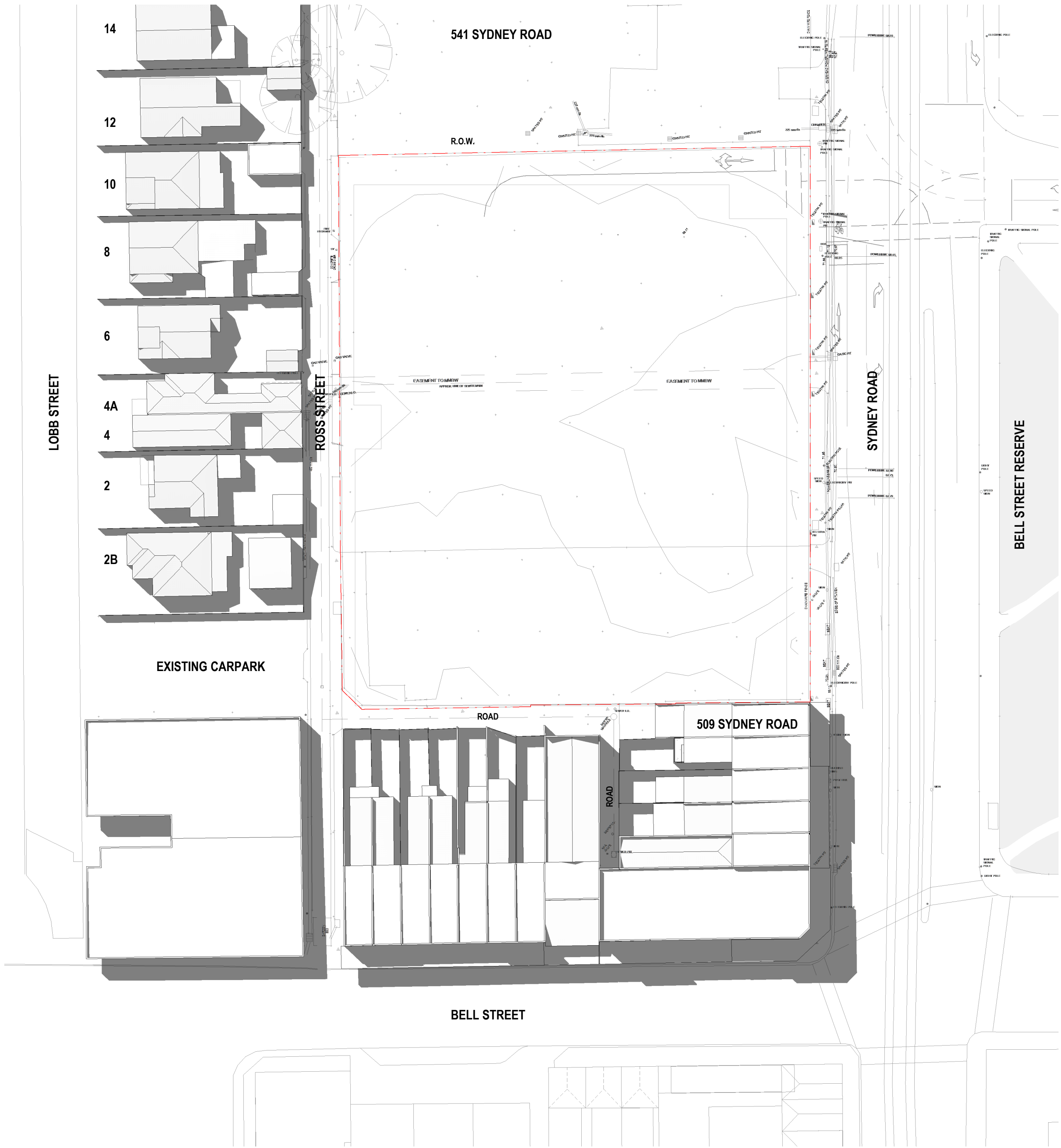
Jackson
Clements
Burrows
Architects

COPYRIGHT
Jackson Clements Burrows
Pty Ltd Architects
345 SWAN STREET, RICHMOND VIC 3121
T +613 9654 6227 jcba.com.au

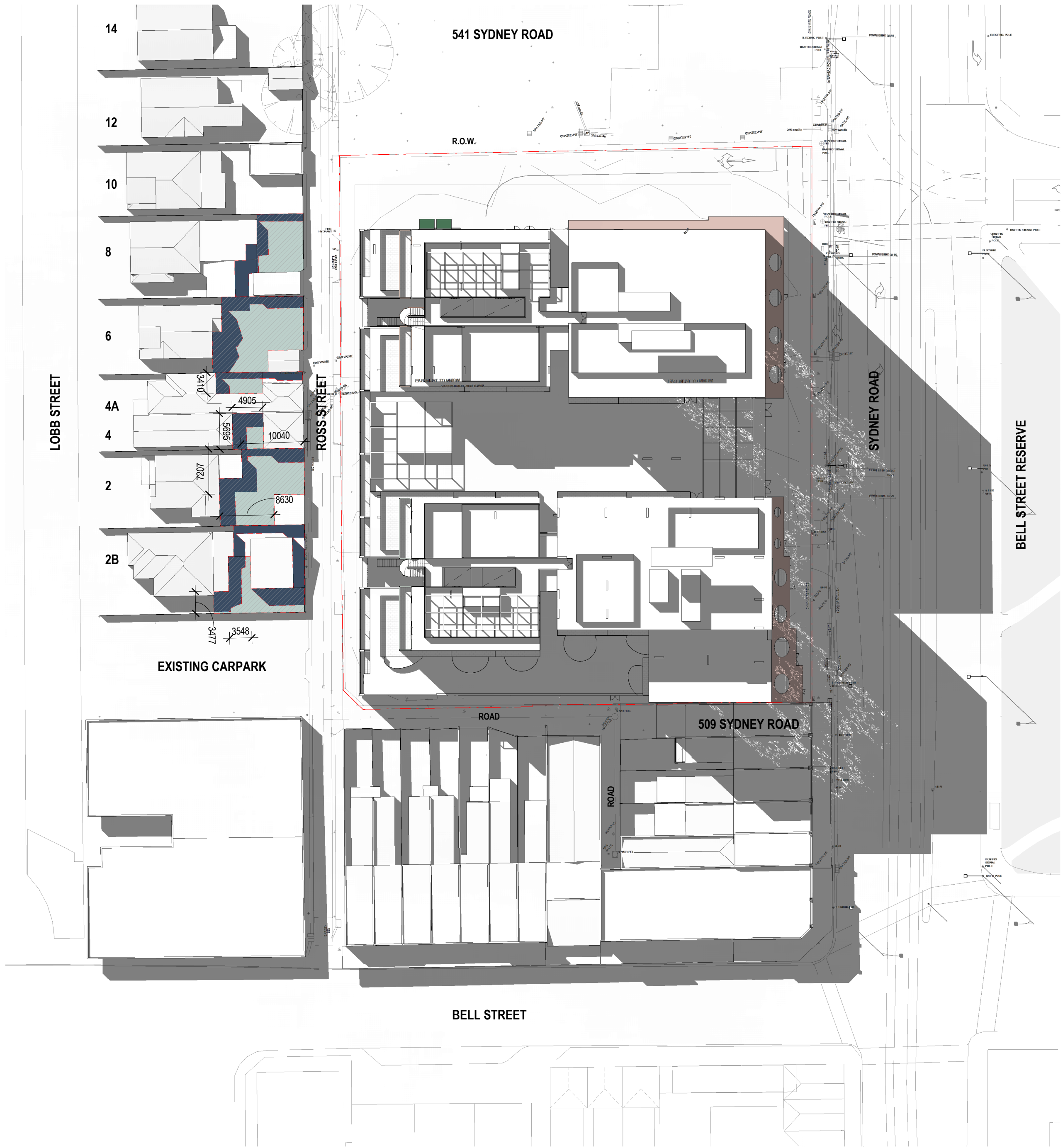


ADVERTISED
PLAN

This copied document to be made available for the sole purpose of enabling its consideration and review as part of a planning process under the Planning and Environment Act 1987. The document must not be used for any purpose which may breach any copyright



8 LOBB ST	68m² EXISTING SPOS 50m² SPOS UNSHADED 0m² ADDITIONAL SHADE FROM PROPOSAL
6 LOBB ST	145m² EXISTING SPOS 88m² SPOS UNSHADED 0m² ADDITIONAL SHADE FROM PROPOSAL
4A LOBB ST	25m² EXISTING SPOS 13m² SPOS UNSHADED 0m² ADDITIONAL SHADE FROM PROPOSAL
4 LOBB ST	28m² EXISTING SPOS 9m² SPOS UNSHADED 0m² ADDITIONAL SHADE FROM PROPOSAL
2 LOBB ST	124m² EXISTING SPOS 75m² SPOS UNSHADED 0m² ADDITIONAL SHADE FROM PROPOSAL
2B LOBB ST	73m² EXISTING SPOS 28m² SPOS UNSHADED 0m² ADDITIONAL SHADE FROM PROPOSAL



1 EX SHADOW DIAGRAM, SEPT 23 - 2PM
1 : 500

2 PR SHADOW DIAGRAM, SEPT 23 - 2PM
1 : 500

GENERAL NOTES
THIS DRAWING SHOULD BE READ IN CONJUNCTION WITH ALL RELEVANT CONTRACTS, SPECIFICATIONS AND DRAWINGS.
COPYRIGHT OF THIS DRAWING IS VESTED IN THE ARCHITECTS.
DIMENSIONS ARE IN MILLIMETRES AND LEVELS ARE IN METRES.
DO NOT SCALE OFF DRAWINGS.
USE FIGURED DIMENSIONS ONLY. CHECK AND VERIFY ALL DIMENSIONS ON SITE PRIOR TO COMMENCING WORK.

TeamFox of E-Data Tables and Conventions
<http://www.teamfox.com.au/wordpress/wp-content/uploads/2014/04/TeamFox-ETC-2014-04-01.pdf>

REV	DATE	DESCRIPTION
1	22/12/2023	PRELIMINARY DTP SUBMISSION
2	15/02/2024	DRAFT DTP SUBMISSION
3	28/02/2024	FORMAL DTP SUBMISSION

CLIENT
ASSEMBLE

PROJECT
**SYDNEY RD
511-537 SYDNEY ROAD, COBURG**

DRAWING TITLE
SHADOW DIAGRAMS 2PM SEPT 23

DATE
FEB 2024

CHECKED
LW

APPROVED
CB

SCALE
1 : 500
@A1

STATUS
TOWN PLANNING

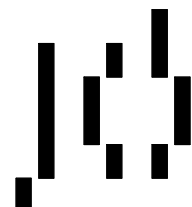
DRAWING NUMBER
TP 10-106

PROJECT #
22-076

REVISION
3

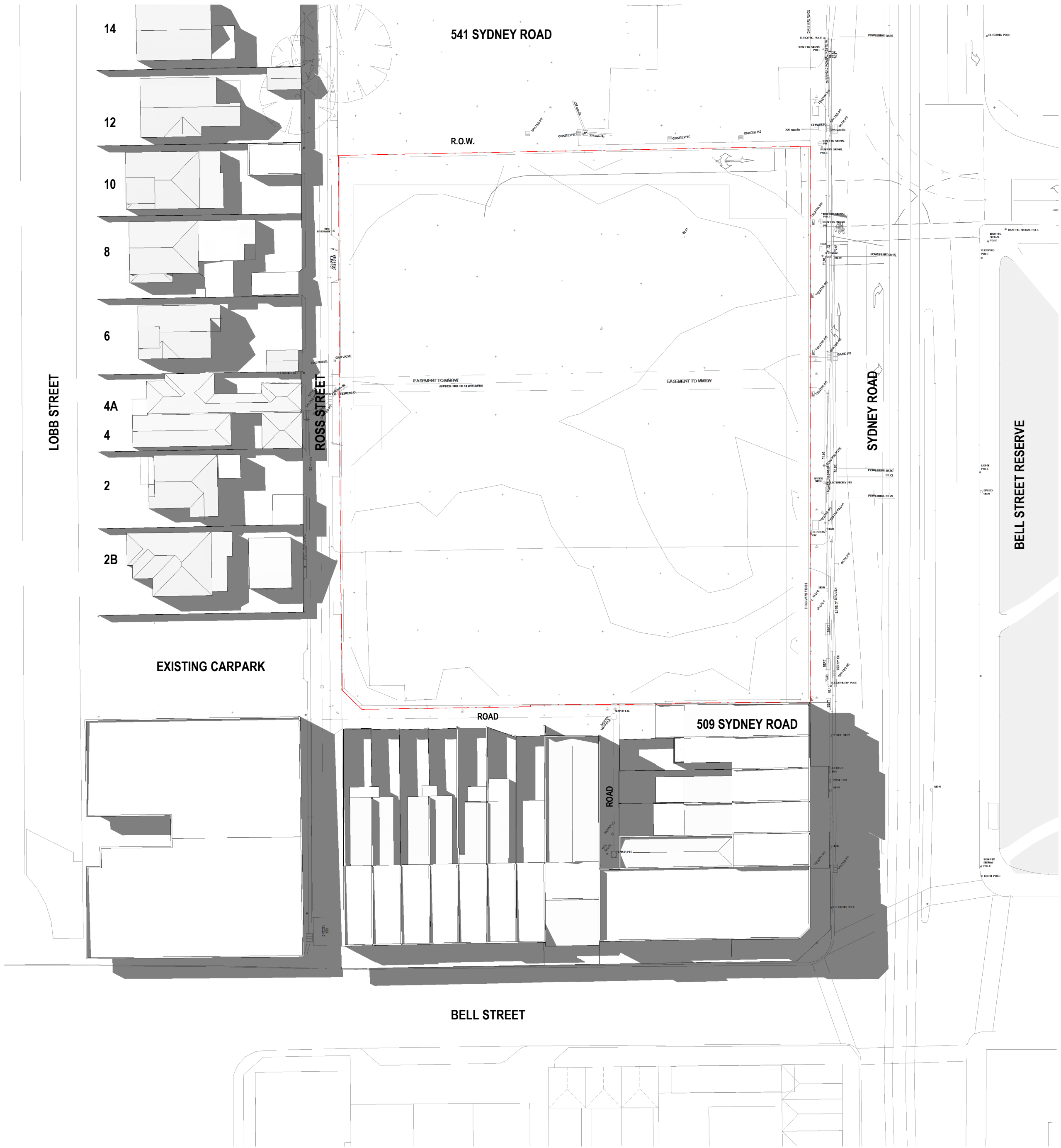
Jackson
Clements
Burrows
Architects

COPYRIGHT
Jackson Clements Burrows
Pty Ltd Architects
345 SWAN STREET, RICHMOND VIC 3121
T +613 9654 6227 jcba.com.au



ADVERTISED
PLAN

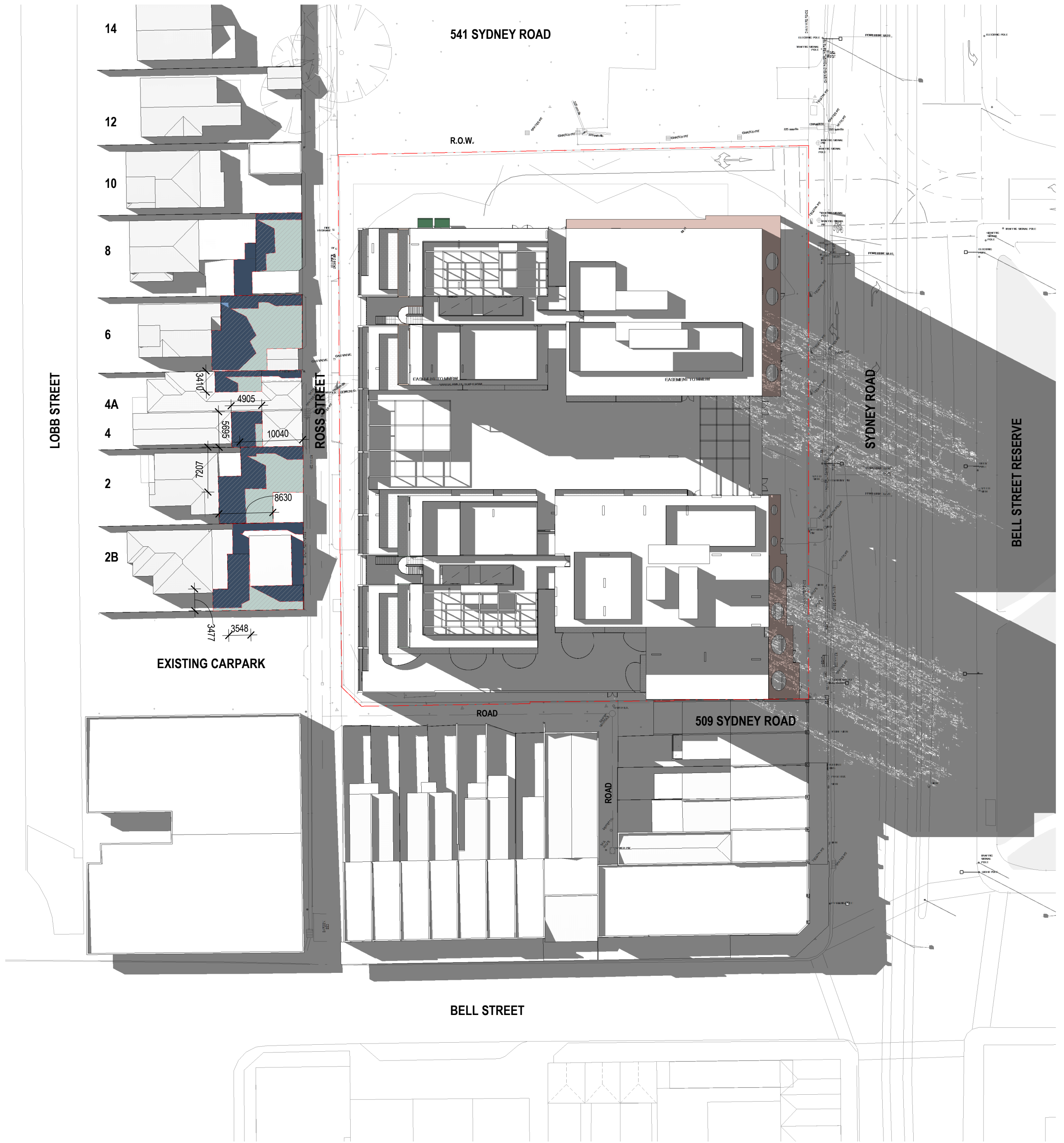
This copied document to be made available for the sole purpose of enabling its consideration and review as part of a planning process under the Planning and Environment Act 1987. The document must not be used for any purpose which may breach any copyright



1 EX SHADOW DIAGRAM, SEPT 23 - 3PM
SK10

1 : 500

8 LOBB ST	68m² EXISTING SPOS 42m² SPOS UNSHADED 0m² ADDITIONAL SHADE FROM PROPOSAL
6 LOBB ST	145m² EXISTING SPOS 69m² SPOS UNSHADED 0m² ADDITIONAL SHADE FROM PROPOSAL
4A LOBB ST	25m² EXISTING SPOS 10m² SPOS UNSHADED 0m² ADDITIONAL SHADE FROM PROPOSAL
4 LOBB ST	28m² EXISTING SPOS 4m² SPOS UNSHADED 0m² ADDITIONAL SHADE FROM PROPOSAL
2 LOBB ST	124m² EXISTING SPOS 60m² SPOS UNSHADED 0m² ADDITIONAL SHADE FROM PROPOSAL
2B LOBB ST	73m² EXISTING SPOS 22m² SPOS UNSHADED 0m² ADDITIONAL SHADE FROM PROPOSAL



2 PR SHADOW DIAGRAM, SEPT 23 - 3PM
SK10

1 : 500

GENERAL NOTES
THIS DRAWING SHOULD BE READ IN CONJUNCTION WITH ALL RELEVANT CONTRACTS, SPECIFICATIONS AND DRAWINGS.
COPYRIGHT OF THIS DRAWING IS VESTED IN THE ARCHITECTS.
DIMENSIONS ARE IN MILLIMETRES AND LEVELS ARE IN METRES.
DO NOT SCALE OFF DRAWINGS.
USE FIGURED DIMENSIONS ONLY. CHECK AND VERIFY ALL DIMENSIONS ON SITE PRIOR TO COMMENCING WORK.

TeamFox of E-Data Terms and Conditions
<http://www.teamfox.com.au/terms-and-conditions>

REV	DATE	DESCRIPTION
1	22/12/2023	PRELIMINARY DTP SUBMISSION
2	15/02/2024	DRAFT DTP SUBMISSION
3	28/02/2024	FORMAL DTP SUBMISSION

CLIENT
ASSEMBLE

PROJECT
**SYDNEY RD
511-537 SYDNEY ROAD, COBURG**

DRAWING TITLE
SHADOW DIAGRAMS 3PM SEPT 23

DATE FEB 2024	CHECKED LW	APPROVED CB
-------------------------	----------------------	-----------------------

SCALE
1 : 500
@A1
0 5 10 20 30 50m
STATUS
TOWN PLANNING
DRAWING NUMBER
TP 10-107

PROJECT #
22-076

REVISION
3

Jackson
Clements
Burrows
Architects

COPYRIGHT
Jackson Clements Burrows
Pty Ltd Architects
345 SWAN STREET, RICHMOND VIC 3121
T +613 9654 6227 jcba.com.au

