



**APPENDIX 1 DEVELOPMENT PLANS**

**AP01**

**ADVERTISED  
PLAN**

**This copied document to be made available  
for the sole purpose of enabling  
its consideration and review as  
part of a planning process under the  
Planning and Environment Act 1987.  
The document must not be used for any  
purpose which may breach any  
copyright**

# PROPOSED AMENITIES BUILDING AT OGN COMPOST FACILITY, TORRUMBARRY, VIC FOR McLEAN FARMS

This copied document to be made available for the sole purpose of enabling its consideration and review as part of a planning process under the Planning and Environment Act 1987. The document must not be used for any purpose which may breach any copyright

DRAWING LIST		
SHEET NUMBER	SHEET NAME	REVISION
B000	COVER SHEET	A
B200	GROUND FLOOR BUILDING AREA PLAN	A
B300	ROOF LAYOUT PLAN	A
B400	BUILDING ELEVATIONS - SHEET 1	A
B500	BUILDING PERSPECTIVES	A


### GENERAL NOTES

- THESE PLANS HAVE BEEN PREPARED FOR DEVELOPMENT APPROVAL (DA) PURPOSES ONLY. CONSTRUCTION DOCUMENTATION WILL BE DEVELOPED SEPARATELY IN ACCORDANCE WITH RELEVANT CODES AND STANDARDS.
- ALL DIMENSIONS ARE IN MILLIMETRES UNLESS NOTED OTHERWISE
- DO NOT SCALE DRAWINGS. FIGURED DIMENSIONS TAKE PRECEDENCE
- BUILDING IS NON-HABITABLE AND IS NOT INTENDED FOR HUMAN OCCUPATION EXCEPT FOR OPERATIONAL ACCESS AND MAINTENANCE.
- PROPOSED STRUCTURE IS TO BE USED IN CONNECTION WITH POULTRY FARMING FOR FREE-RANGE LAYING CHICKENS
- FINISHED FLOOR LEVELS (FFL), NATURAL GROUND LEVELS (NGL), AND APEX HEIGHTS HAVE NOT BEEN CONFIRMED AND ARE SUBJECT TO SURVEY
- PLANS TO BE READ IN CONJUNCTION WITH RELEVANT PLANNING OVERLAYS AND SITE-SPECIFIC DEVELOPMENT CONDITIONS.
- COMPLIANCE WITH THE NCC 2022 VOLUME ONE, INCLUDING PERFORMANCE REQUIREMENTS AND DEEMED-TO-SATISFY PROVISIONS, WILL BE CONFIRMED AT BUILDING APPROVAL STAGE
- ALL STORMWATER TO BE MANAGED IN ACCORDANCE WITH AS/NZS 3500.3 AND LOCAL AUTHORITY REQUIREMENTS
- WASTEWATER, IF APPLICABLE, TO BE MANAGED IN ACCORDANCE WITH RELEVANT ENVIRONMENTAL REGULATIONS.
- FINAL CONSTRUCTION SHALL COMPLY WITH APPLICABLE BUSHFIRE, FLOOD, AND WIND REGION CLASSIFICATIONS AS DETERMINED BY SITE CONDITIONS
- ANY PROPOSED SIGNAGE, LIGHTING, OR SERVICES ARE INDICATIVE ONLY AND SUBJECT TO SEPARATE APPROVAL IF REQUIRED

PROPERTY DESCRIPTION	
RPD	LOT 2 ON PS404891
LOCAL AUTHORITY	CAMPASPE SHIRE COUNCIL
PARISH	TORRUMBARRY
COUNTY	GUNBOWER
SITE AREA	1224260.28 m <sup>2</sup> (2\PS404891)

BUILDING ASSESSMENT	
BUILDING CLASS:	CLASS 5
BUILDING TYPE:	TYPE C CONSTRUCTION
SPECIAL USE:	N/A

GFA SUMMARY	
AMENITIES	
OFFICE	18 m <sup>2</sup>
AMENITIES	51 m <sup>2</sup>
UNDERCOVER AREA	53 m <sup>2</sup>
<b>TOTAL AREA COUNT</b>	<b>122 m<sup>2</sup></b>



ADVERTISED  
PLAN

REV	DESCRIPTION	DATE	DRAWN BY	COMMENTS
A	FOR COORDINATION	08.08.25	EW	

**RMA**  
Engineers

Toowoomba T 07 4639 4100  
Brisbane T 07 3846 5885  
Bundaberg T 07 4130 5646

maeng.com.au

SCALE BAR:

CLIENT:  
McLEAN FARMS

**McLEAN  
FARMS**

NOTE:  
FIGURED DIMENSIONS TO TAKE PRECEDENCE OVER SCALED MEASUREMENTS. VERIFY ALL ON SITE DIMENSIONS AND LEVELS PRIOR TO THE COMMENCEMENT OF ANY CONSTRUCTION. CONTRACTOR TO NOTIFY ENGINEER IMMEDIATELY OF ANY DISCREPANCIES. COPYRIGHT OF THIS DRAWING IS VESTED WITH RMA ENGINEERS PTY LTD.

DATE / TIME  
25/08/2025 12:02 PM

BY  
EW

FOR  
REVISION

DRAWN BY:

EW

DESIGNED BY:

EW

CHECKED BY:

AJN

R.P.E.Q:

THIS DOCUMENT IS

UNCONTROLLED AND IS NOT TO

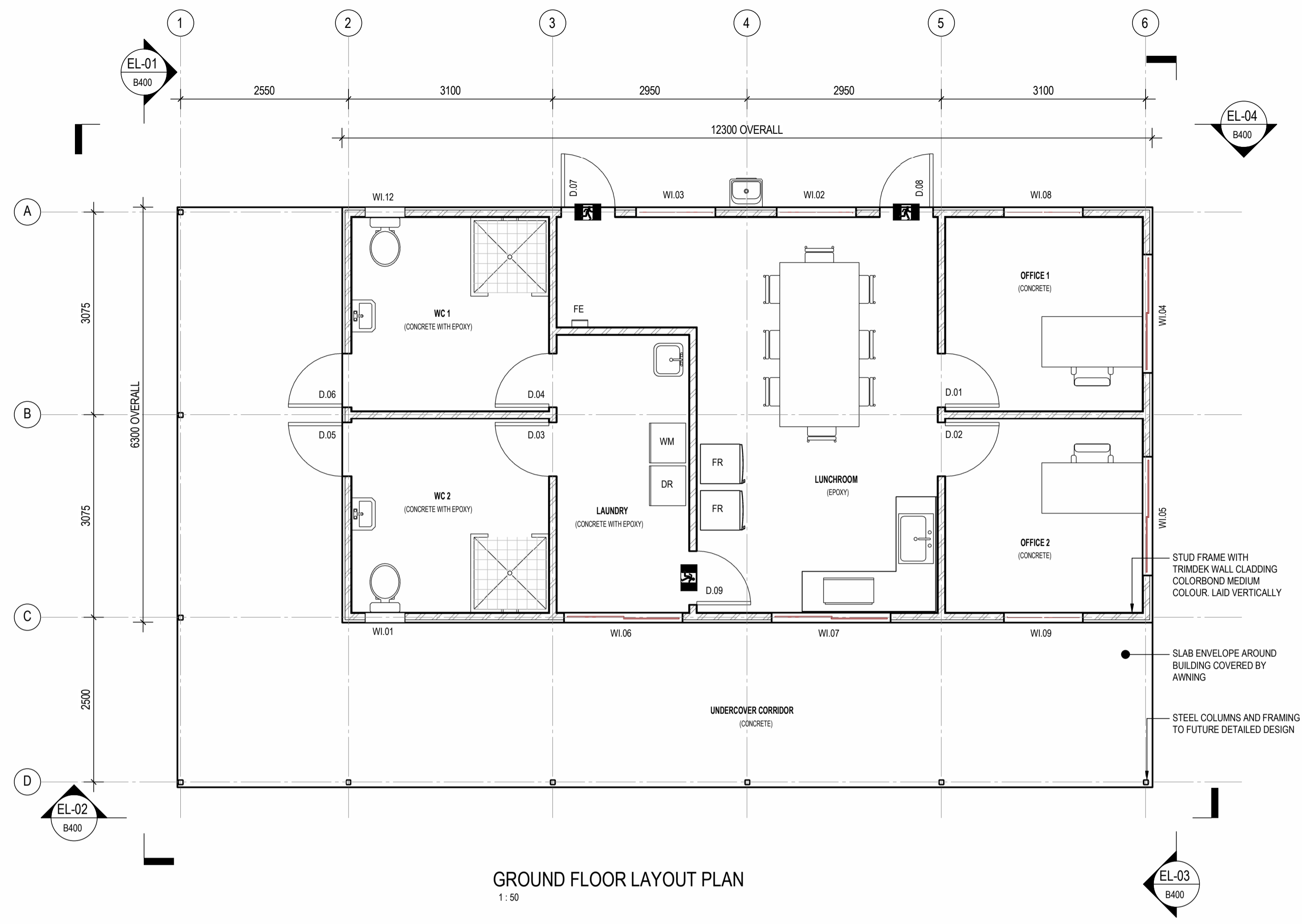
BE USED FOR CONSTRUCTION

UNTIL THIS NOTE IS REMOVED

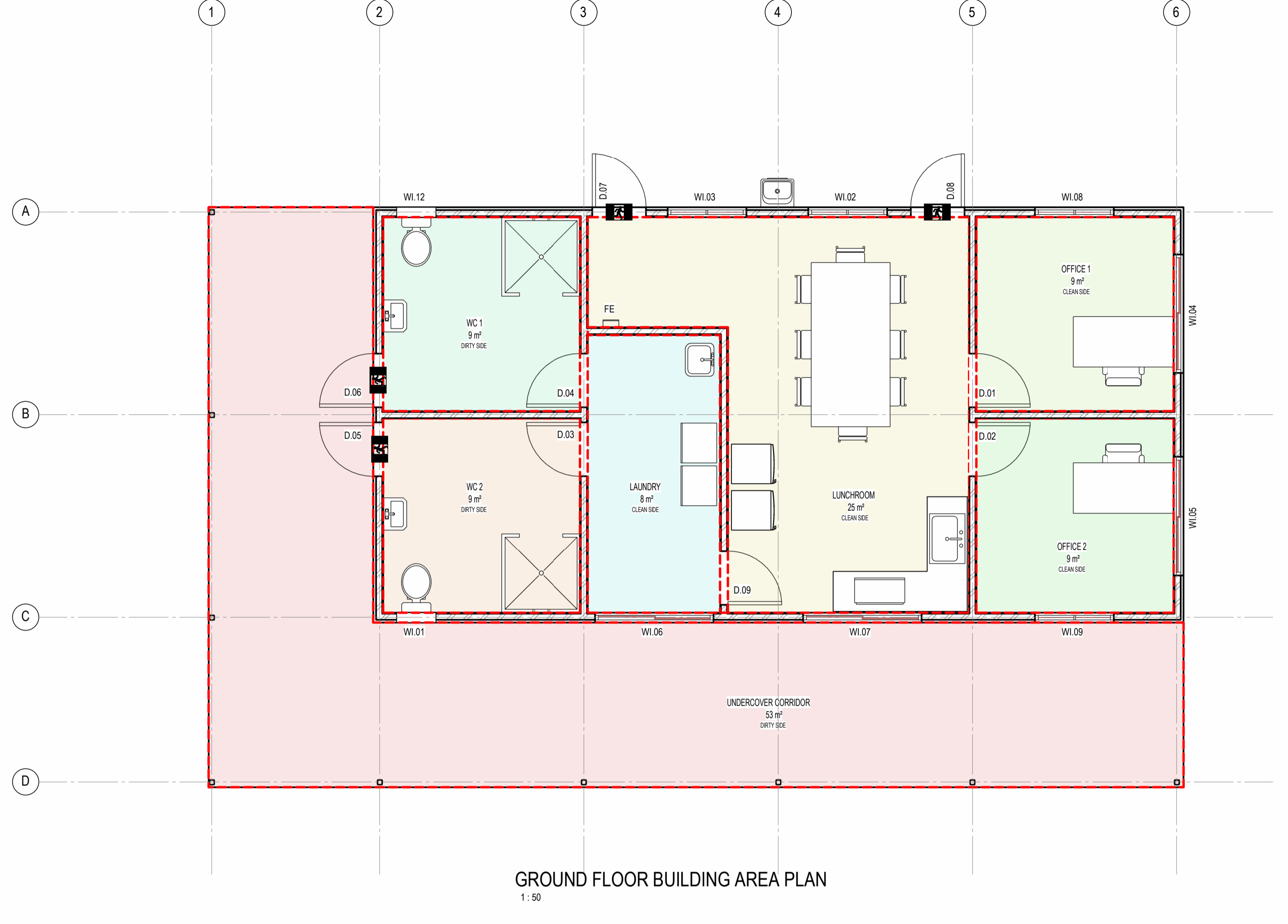
AND A SIGNATURE PROVIDED IN

ITS PLACE

PROJECT: PROPOSED AMENITIES BUILDING AT OGN COMPOST FACILITY, TORRUMBARRY, VIC			
SHEET TITLE: COVER SHEET			
ORIGINAL DRAWING SIZE:	STATUS:	PROJECT NUMBER:	DRAWING NUMBER:
A1	COORDINATION	25E-0010-CAM	B-B000
			CURRENT REVISION: A



GROUND FLOOR LAYOUT PLAN  
1:50



GROUND FLOOR BUILDING AREA PLAN  
1:50

This copied document to be made available for the sole purpose of enabling its consideration and review as part of a planning process under the Planning and Environment Act 1987. The document must not be used for any purpose which may breach any copyright

ADVERTISED PLAN

ABBREVIATIONS LEGEND

- D.# DOOR AND NUMBER.
- W.# WINDOW AND NUMBER.
- DR DOMESTIC CLOTHES DRYER
- WM DOMESTIC WASHING MACHINE
- FR DOMESTIC SINGLE REFRIGERATOR
- FE FIRE EXTINGUISHER
- HWS WALL HUNG HOT WATER SYSTEM
- DP CIRCULAR RAINWATER DOWNPIPE
- MBF METAL BARGE FLASHING
- MRF METAL RIDGE FLASHING
- EEW EMERGENCY EYEWASH STATION
- HB HAND WASH BASIN
- BL CRASH RESISTANT BOLLARD

SYMBOLS LEGEND

- DENOTES SPAN DIRECTION OF ROOF
- DENOTES DIRECTION AND ANGLE OF ROOF PITCH
- EMERGENCY EXIT LIGHT

BUILDING GFA SCHEDULE - AMENITIES			
LEVEL	AREA NAME	AREA	COMMENTS
GROUND LEVEL	LAUNDRY	8 m <sup>2</sup>	CLEAN SIDE
GROUND LEVEL	LUNCHROOM	25 m <sup>2</sup>	CLEAN SIDE
GROUND LEVEL	OFFICE 1	9 m <sup>2</sup>	CLEAN SIDE
GROUND LEVEL	OFFICE 2	9 m <sup>2</sup>	CLEAN SIDE
GROUND LEVEL	UNDERCOVER CORRIDOR	53 m <sup>2</sup>	DIRTY SIDE
GROUND LEVEL	WC 1	9 m <sup>2</sup>	DIRTY SIDE
GROUND LEVEL	WC 2	9 m <sup>2</sup>	DIRTY SIDE
TOTAL GFA		122 m <sup>2</sup>	

REV	DESCRIPTION	DATE	DRAWN BY	COMMENTS
A	FOR COORDINATION	08.08.25	EW	

Toowoomba T 07 4639 4100  
Brisbane T 07 3846 5885  
Bundaberg T 07 4130 5646  
rmaeng.com.au

SCALE BAR:  
0 500 1000 1500 2000 2500  
Scale 1:50 - (A1) 1:100 - (A3)

CLIENT:  
**McLEAN FARMS**

NOTE: FIGURED DIMENSIONS TO TAKE PRECEDENCE OVER SCALED MEASUREMENTS. VERIFY ALL ON SITE DIMENSIONS AND LEVELS PRIOR TO THE COMMENCEMENT OF ANY CONSTRUCTION. CONTRACTOR TO NOTIFY ENGINEER IMMEDIATELY OF ANY DISCREPANCIES. COPYRIGHT OF THIS DRAWING IS VESTED WITH RMA ENGINEERS PTY LTD.

DRAWN BY:  
EW  
DESIGNED BY:  
EW  
CHECKED BY:  
AJN  
R.P.E.Q.  
THIS DOCUMENT IS UNCONTROLLED AND IS NOT TO BE USED FOR CONSTRUCTION UNTIL THIS NOTE IS REMOVED AND A SIGNATURE PROVIDED IN ITS PLACE

ORIGINAL DRAWING SIZE:  
A1

PROJECT:  
PROPOSED AMENITIES BUILDING AT  
OGN COMPOST FACILITY, TORRUMBARRY, VIC

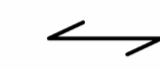


SHEET TITLE:  
GROUND FLOOR BUILDING AREA PLAN

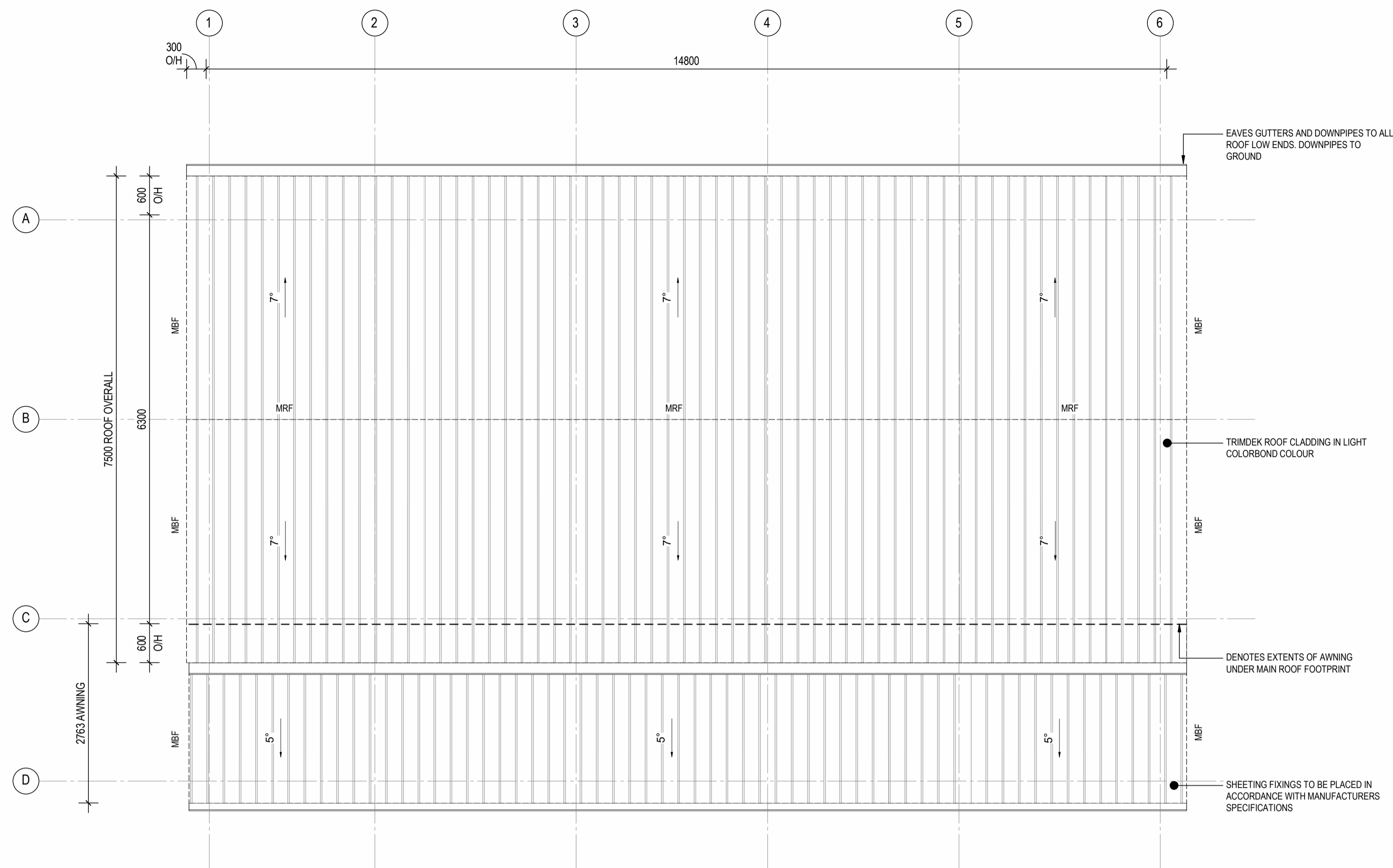
STATUS: COORDINATION	PROJECT NUMBER: 25E-0010-CAM	DRAWING NUMBER: B-B200	CURRENT REVISION: A
-------------------------	---------------------------------	---------------------------	------------------------

**ABBREVIATIONS LEGEND**

D.#	DOOR AND NUMBER.
W.#	WINDOW AND NUMBER.
DR	DOMESTIC CLOTHES DRYER
WM	DOMESTIC WASHING MACHINE
FR	DOMESTIC SINGLE REFRIGERATOR
FE	FIRE EXTINGUISHER
HWS	WALL HUNG HOT WATER SYSTEM
DP	CIRCULAR RAINWATER DOWNPIPE
MBF	METAL BARGE FLASHING
MRF	METAL RIDGE FLASHING
EEW	EMERGENCY EYEWASH STATION
HB	HAND WASH BASIN
BL	CRASH RESISTENT BOLLARD

**SYMBOLS LEGEND**

	DENOTES SPAN DIRECTION OF ROOF
	DENOTES DIRECTION AND ANGLE OF ROOF PITCH
	EMERGENCY EXIT LIGHT



**ROOF LEVEL LAYOUT PLAN**  
1:50

This copied document to be made available for the sole purpose of enabling its consideration and review as part of a planning process under the Planning and Environment Act 1987. The document must not be used for any purpose which may breach any copyright

**ADVERTISED PLAN**

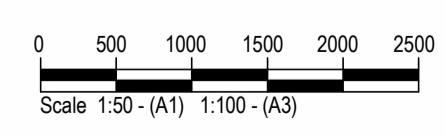
REV	DESCRIPTION	DATE	DRAWN BY	COMMENTS
A	FOR COORDINATION	08.08.25	EW	

**RMA Engineers**

Toowoomba T 07 4639 4100  
 Brisbane T 07 3846 5885  
 Bundaberg T 07 4130 5646

maeng.com.au

SCALE BAR:



Scale 1:50 - (A1) 1:100 - (A3)

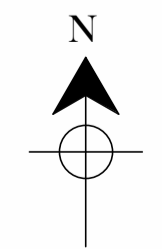
CLIENT:  
**McLEAN FARMS**



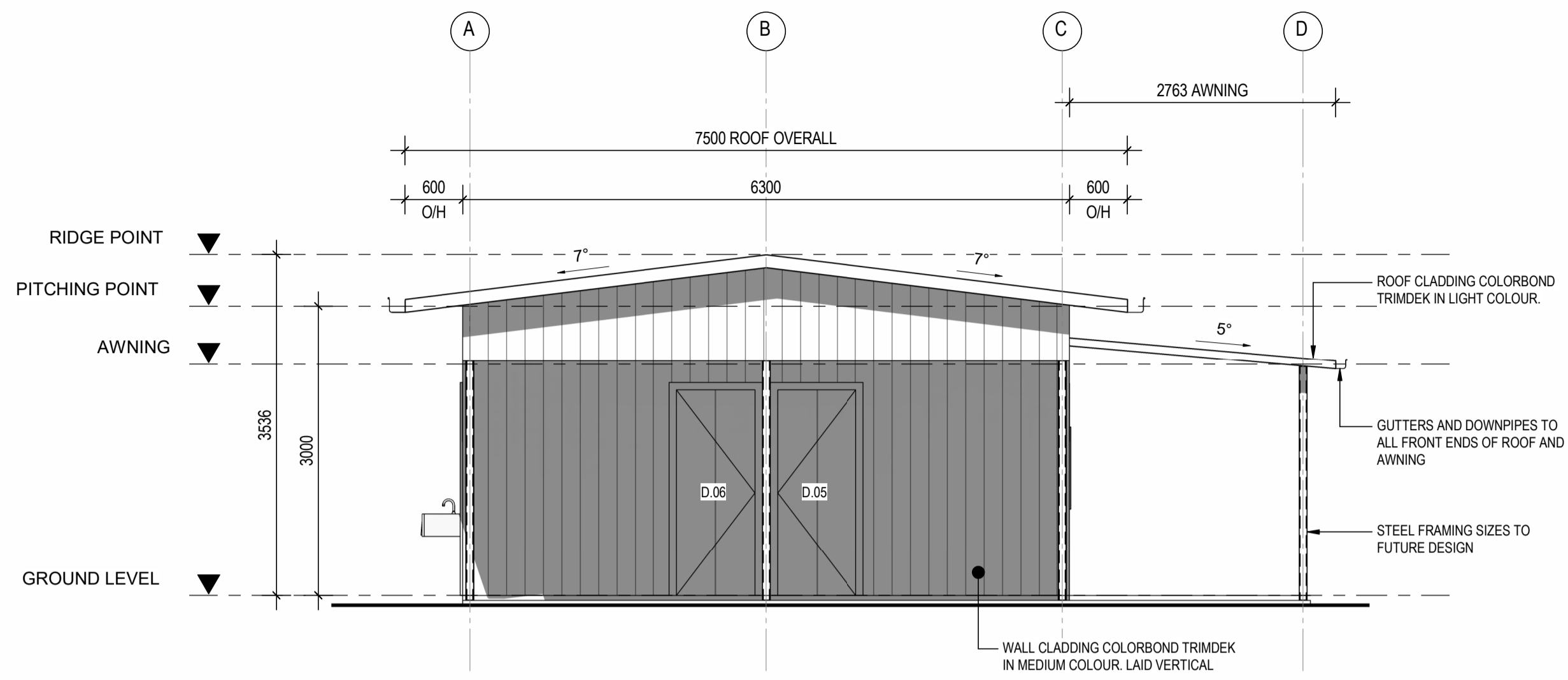
NOTE:  
FIGURED DIMENSIONS TO TAKE PRECEDENCE OVER SCALED MEASUREMENTS. VERIFY ALL ON SITE DIMENSIONS AND LEVELS PRIOR TO THE COMMENCEMENT OF ANY CONSTRUCTION. CONTRACTOR TO NOTIFY ENGINEER IMMEDIATELY OF ANY DISCREPANCIES. COPYRIGHT OF THIS DRAWING IS VESTED WITH RMA ENGINEERS PTY LTD.

DRAWN BY: <b>EW</b>
DESIGNED BY: <b>EW</b>
CHECKED BY: <b>AJN</b>
R.P.E.Q: THIS DOCUMENT IS UNCONTROLLED AND IS NOT TO BE USED FOR CONSTRUCTION UNTIL THIS NOTE IS REMOVED AND A SIGNATURE PROVIDED IN ITS PLACE

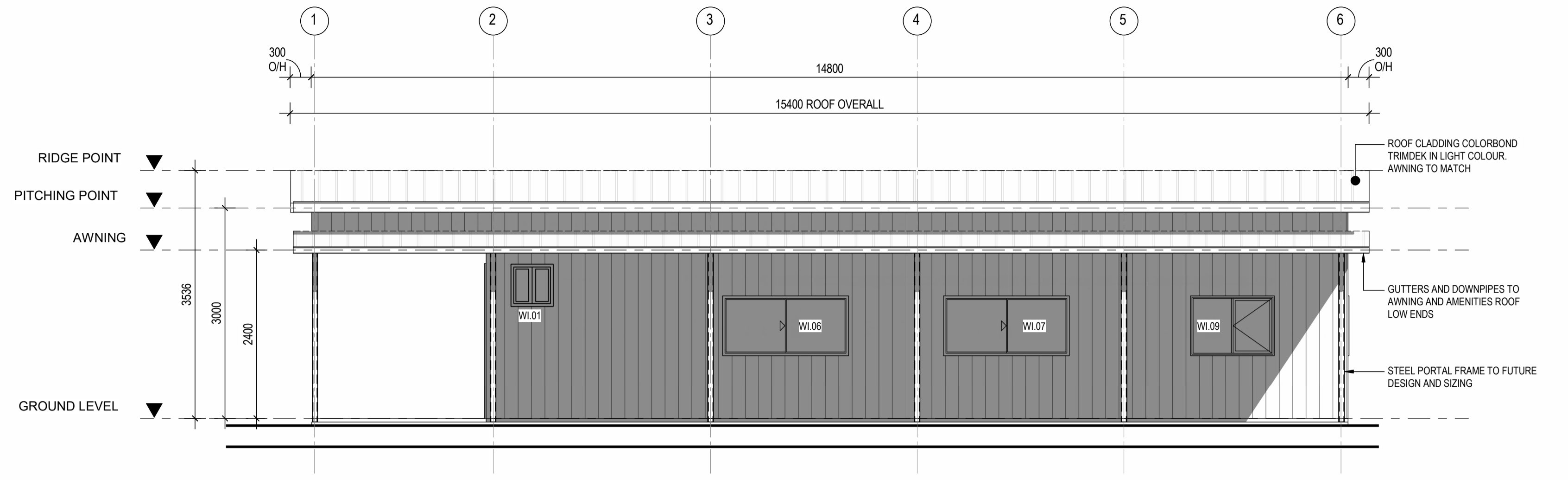
ORIGINAL DRAWING SIZE:  
**A1**



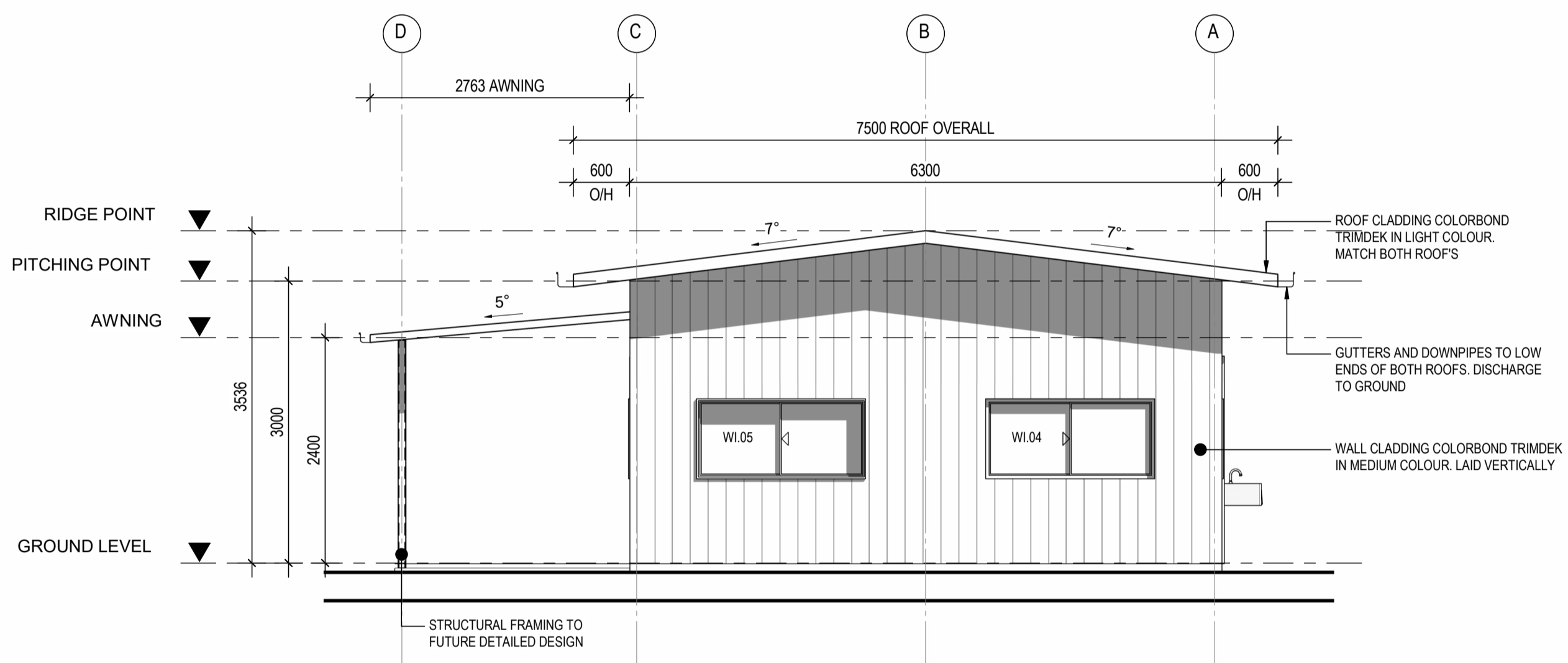
PROJECT: <b>PROPOSED AMENITIES BUILDING AT OGN COMPOST FACILITY, TORRUMBARRY, VIC</b>			
SHEET TITLE: <b>ROOF LAYOUT PLAN</b>			
STATUS: <b>COORDINATION</b>	PROJECT NUMBER: <b>25E-0010-CAM</b>	DRAWING NUMBER: <b>B-B300</b>	CURRENT REVISION: <b>A</b>



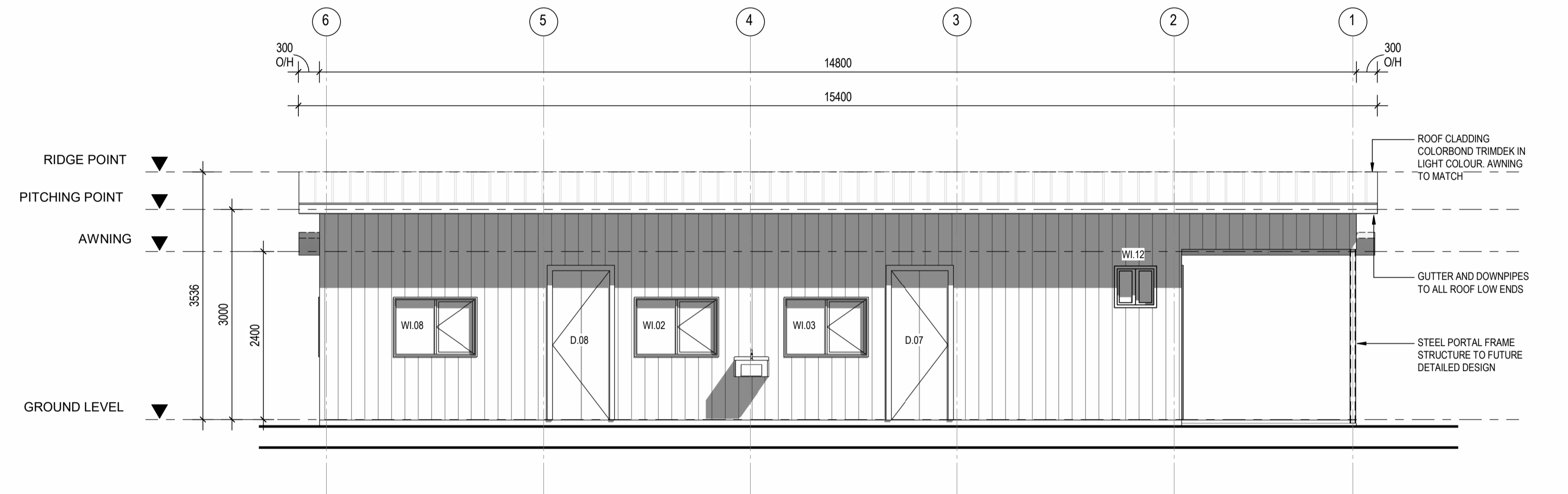
ELEVATION EL-01 EASTERN BUILDING ELEVATION  
1:50



ELEVATION EL-02 NORTHERN BUILDING ELEVATION  
1:50



ELEVATION EL-03 WESTERN BUILDING ELEVATION  
1:50



ELEVATION EL-04 SOUTHERN BUILDING ELEVATION  
1:50

ADVERTISED PLAN

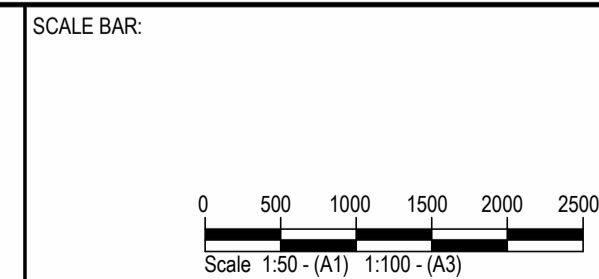
This copied document to be made available for the sole purpose of enabling its consideration and review as part of a planning process under the Planning and Environment Act 1987. The document must not be used for any purpose which may breach any copyright

REV	DESCRIPTION	DATE	DRAWN BY	COMMENTS
A	FOR COORDINATION	08.08.25	EW	

**RMA**  
Engineers

Toowoomba T 07 4639 4100  
Brisbane T 07 3846 5885  
Bundaberg T 07 4130 5646

maeng.com.au



CLIENT:  
**McLEAN FARMS**

NOTE:  
FIGURED DIMENSIONS TO TAKE PRECEDENCE OVER SCALED MEASUREMENTS. VERIFY ALL ON SITE DIMENSIONS AND LEVELS PRIOR TO THE COMMENCEMENT OF ANY CONSTRUCTION. CONTRACTOR TO NOTIFY ENGINEER IMMEDIATELY OF ANY DISCREPANCIES. COPYRIGHT OF THIS DRAWING IS VESTED WITH RMA ENGINEERS PTY LTD.

DATE / TIME: 08/08/2025 3:52 PM  
DRAWN BY: EW  
DESIGNED BY: EW  
CHECKED BY: AJN  
R.P.E.Q: THIS DOCUMENT IS UNCONTROLLED AND IS NOT TO BE USED FOR CONSTRUCTION UNTIL THIS NOTE IS REMOVED AND A SIGNATURE PROVIDED IN ITS PLACE


ORIGINAL DRAWING SIZE:  
A1

PROJECT: PROPOSED AMENITIES BUILDING AT OGN COMPOST FACILITY, TORRUMBARRY, VIC			
SHEET TITLE: BUILDING ELEVATIONS - SHEET 1			
STATUS: COORDINATION	PROJECT NUMBER: 25E-0010-CAM	DRAWING NUMBER: B-B400	CURRENT REVISION: A

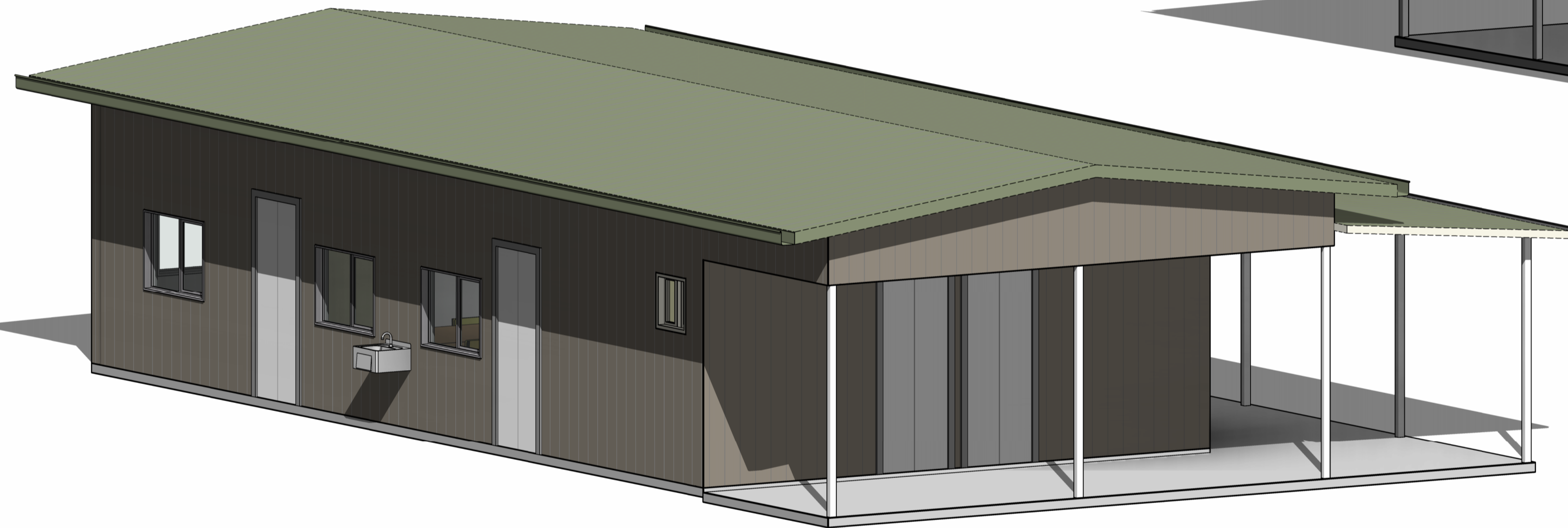
**ADVERTISED  
PLAN**



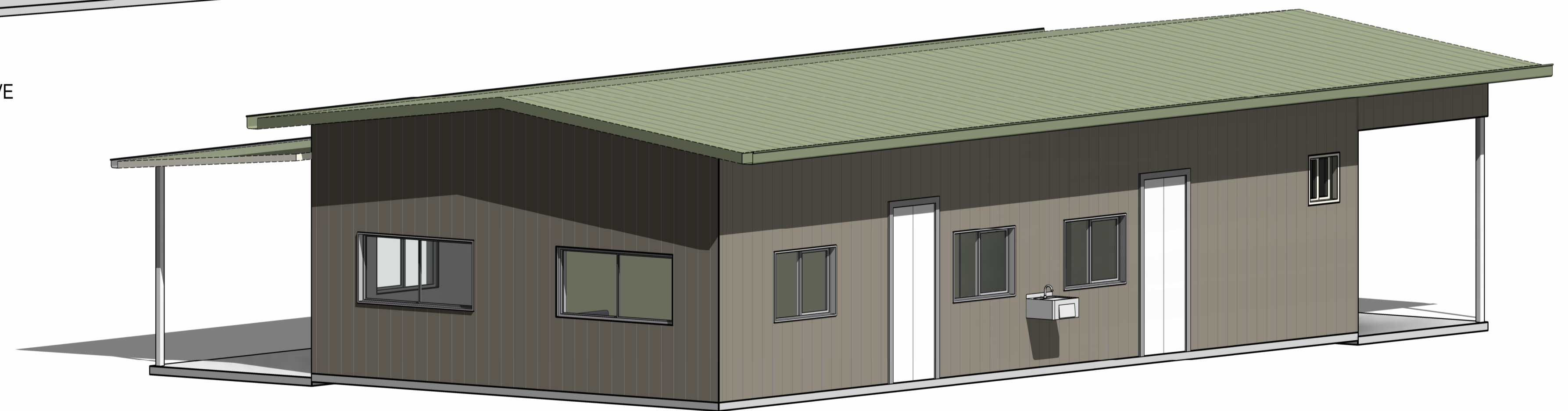
NORTH-EAST BUILDING PERSPECTIVE



NORTH-WEST BUILDING PERSPECTIVE



SOUTH-EAST BUILDING PERSPECTIVE



SOUTH-WEST BUILDING PERSPECTIVE

This copied document to be made available for the sole purpose of enabling its consideration and review as part of a planning process under the Planning and Environment Act 1987. The document must not be used for any purpose which may breach any copyright

REV	DESCRIPTION	DATE	DRAWN BY	COMMENTS
A	FOR COORDINATION	08.08.25	EW	

**RMA**  
Engineers

Toowoomba T 07 4639 4100  
Brisbane T 07 3846 5885  
Bundaberg T 07 4130 5646

maeng.com.au

SCALE BAR:

CLIENT:  
McLEAN FARMS

**McLEAN  
FARMS**

NOTE:  
FIGURED DIMENSIONS TO TAKE PRECEDENCE OVER SCALED MEASUREMENTS. VERIFY ALL ON SITE DIMENSIONS AND LEVELS PRIOR TO THE COMMENCEMENT OF ANY CONSTRUCTION. CONTRACTOR TO NOTIFY ENGINEER IMMEDIATELY OF ANY DISCREPANCIES. COPYRIGHT OF THIS DRAWING IS VESTED WITH RMA ENGINEERS PTY LTD.

DRAWN BY:  
EW  
DESIGNED BY:  
EW  
CHECKED BY:  
AJN  
R.P.E.Q:  
THIS DOCUMENT IS UNCONTROLLED AND IS NOT TO BE USED FOR CONSTRUCTION UNTIL THIS NOTE IS REMOVED AND A SIGNATURE PROVIDED IN ITS PLACE

PROJECT: PROPOSED AMENITIES BUILDING AT OGN COMPOST FACILITY, TORRUMBARRY, VIC			
SHEET TITLE: BUILDING PERSPECTIVES			
ORIGINAL DRAWING SIZE: A1	STATUS: COORDINATION	PROJECT NUMBER: 25E-0010-CAM	DRAWING NUMBER: B-B500
			CURRENT REVISION: A

# PROPOSED MACHINERY SHED AT OGN COMPOST FACILITY, TORRUMBARRY, VIC FOR McLEAN FARMS

DRAWING LIST		
SHEET NUMBER	SHEET NAME	REVISION
B000	COVER SHEET	B
B100	GROUND FLOOR LAYOUT PLAN	B
B200	GROUND FLOOR AREA PLAN	B
B300	ROOF LEVEL LAYOUT PLAN	B
B400	BUILDING ELEVATIONS - SHEET 1	B
B401	BUILDING ELEVATIONS - SHEET 2	A
B500	BUILDING PERSPECTIVES - SHEET 1	B
B501	BUILDING PERSPECTIVES - SHEET 2	A

**ADVERTISED  
PLAN**

This copied document to be made available for the sole purpose of enabling its consideration and review as part of a planning process under the Planning and Environment Act 1987. The document must not be used for any purpose which may breach any copyright

#### GENERAL NOTES

- THESE PLANS HAVE BEEN PREPARED FOR DEVELOPMENT APPROVAL (DA) PURPOSES ONLY. CONSTRUCTION DOCUMENTATION WILL BE DEVELOPED SEPARATELY IN ACCORDANCE WITH RELEVANT CODES AND STANDARDS.
- ALL DIMENSIONS ARE IN MILLIMETRES UNLESS NOTED OTHERWISE
- DO NOT SCALE DRAWINGS. FIGURED DIMENSIONS TAKE PRECEDENCE
- BUILDING IS NON-HABITABLE AND IS NOT INTENDED FOR HUMAN OCCUPATION EXCEPT FOR OPERATIONAL ACCESS AND MAINTENANCE.
- PROPOSED STRUCTURE IS TO BE USED IN CONNECTION WITH POULTRY FARMING FOR FREE-RANGE LAYING CHICKENS
- FINISHED FLOOR LEVELS (FFL), NATURAL GROUND LEVELS (NGL), AND APEX HEIGHTS HAVE NOT BEEN CONFIRMED AND ARE SUBJECT TO SURVEY
- PLANS TO BE READ IN CONJUNCTION WITH RELEVANT PLANNING OVERLAYS AND SITE-SPECIFIC DEVELOPMENT CONDITIONS.
- COMPLIANCE WITH THE NCC 2022 VOLUME ONE, INCLUDING PERFORMANCE REQUIREMENTS AND DEEMED-TO-SATISFY PROVISIONS, WILL BE CONFIRMED AT BUILDING APPROVAL STAGE
- ALL STORMWATER TO BE MANAGED IN ACCORDANCE WITH AS/NZS 3500.3 AND LOCAL AUTHORITY REQUIREMENTS
- WASTEWATER, IF APPLICABLE, TO BE MANAGED IN ACCORDANCE WITH RELEVANT ENVIRONMENTAL REGULATIONS.
- FINAL CONSTRUCTION SHALL COMPLY WITH APPLICABLE BUSHFIRE, FLOOD, AND WIND REGION CLASSIFICATIONS AS DETERMINED BY SITE CONDITIONS
- ANY PROPOSED SIGNAGE, LIGHTING, OR SERVICES ARE INDICATIVE ONLY AND SUBJECT TO SEPARATE APPROVAL IF REQUIRED

#### PROPERTY DESCRIPTION

RPD	LOT 2 ON PS404891
LOCAL AUTHORITY	CAMPASPE SHIRE COUNCIL
PARISH	TORRUMBARRY
COUNTY	GUNBOWER
SITE AREA	1224260.28 m <sup>2</sup> (2/PS404891)

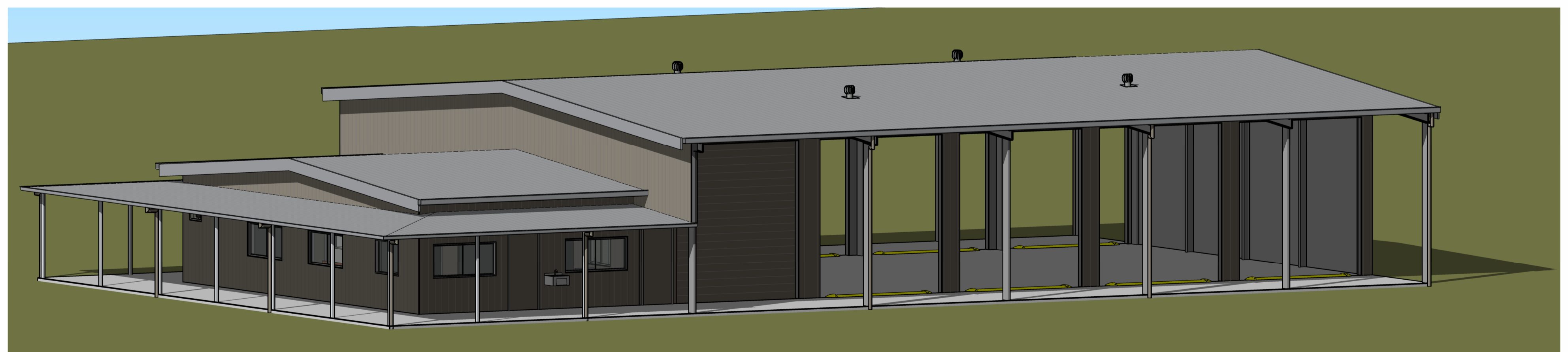

#### BUILDING ASSESSMENT

BUILDING CLASS:	CLASS 8 (WORKSHOP) CLASS 5 (AMENITIES/OFFICE)
BUILDING TYPE:	TYPE C CONSTRUCTION
SPECIAL USE:	N/A

#### GFA SUMMARY

##### MACHINERY SHED

WORKSHOP	233 m <sup>2</sup>
OFFICE	14 m <sup>2</sup>
AMENITIES	55 m <sup>2</sup>
STORAGE	14 m <sup>2</sup>
EXTERNAL HARDSTAND	210 m <sup>2</sup>
<b>TOTAL AREA COUNT</b>	<b>526 m<sup>2</sup></b>



REV	DESCRIPTION	DATE	DRAWN BY	COMMENTS
B	FOR COORDINATION	21.08.25	EW	
A	FOR COORDINATION	31.07.25	EW	

**RMA**  
Engineers

Toowoomba T 07 4639 4100  
Brisbane T 07 3846 5885  
Bundaberg T 07 4130 5646

maeng.com.au

SCALE BAR:

CLIENT:  
**McLEAN FARMS**

NOTE:  
FIGURED DIMENSIONS TO TAKE PRECEDENCE OVER SCALED MEASUREMENTS. VERIFY ALL ON SITE DIMENSIONS AND LEVELS PRIOR TO THE COMMENCEMENT OF ANY CONSTRUCTION. CONTRACTOR TO NOTIFY ENGINEER IMMEDIATELY OF ANY DISCREPANCIES. COPYRIGHT OF THIS DRAWING IS VESTED WITH RMA ENGINEERS PTY LTD.

DRAWN BY:  
EW  
DESIGNED BY:  
EW  
CHECKED BY:  
AJN  
R.P.E.Q:  
THIS DOCUMENT IS UNCONTROLLED AND IS NOT TO BE USED FOR CONSTRUCTION UNTIL THIS NOTE IS REMOVED AND A SIGNATURE PROVIDED IN ITS PLACE

PROJECT: PROPOSED MACHINERY SHED AT OGN COMPOST FACILITY, TORRUMBARRY, VIC			
SHEET TITLE: COVER SHEET			
ORIGINAL DRAWING SIZE: A1	STATUS: COORDINATION	PROJECT NUMBER: 25E-0010-CMS	DRAWING NUMBER: B-B000
		CURRENT REVISION: B	

**ABBREVIATIONS LEGEND**

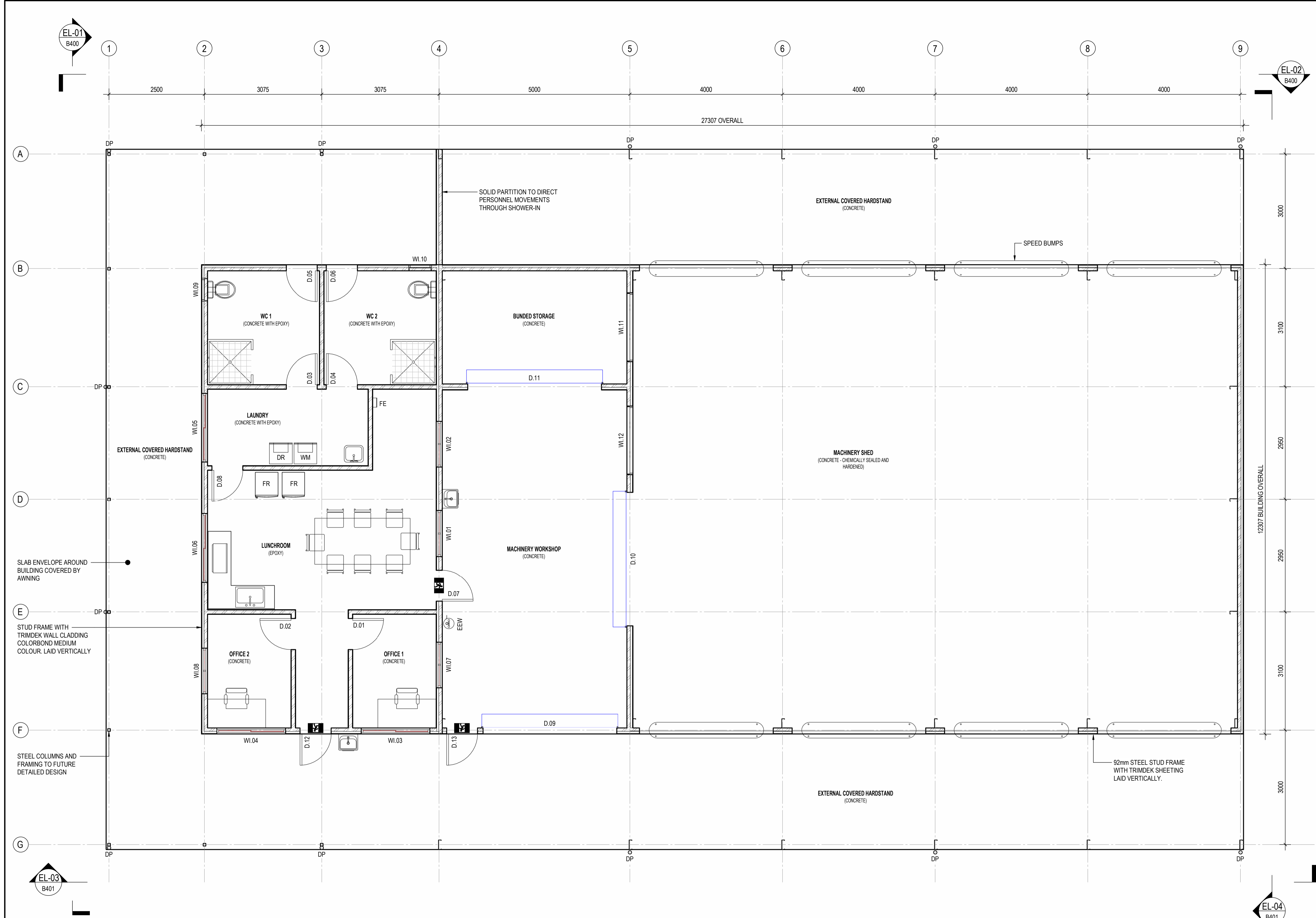
- D.# DOOR AND NUMBER.
- W.# WINDOW AND NUMBER.
- DR DOMESTIC CLOTHES DRYER
- WM DOMESTIC WASHING MACHINE
- FR DOMESTIC SINGLE REFRIGERATOR
- FE FIRE EXTINGUISHER
- HWS WALL HUNG HOT WATER SYSTEM
- DP CIRCULAR RAINWATER DOWNPIPE
- MBF METAL BARGE FLASHING
- MRF METAL RIDGE FLASHING
- EEW EMERGENCY EYEWASH STATION
- HB HAND WASH BASIN

**SYMBOLS LEGEND**

- DENOTES SPAN DIRECTION OF ROOF
- DENOTES DIRECTION AND ANGLE OF ROOF PITCH
- EMERGENCY EXIT LIGHT

This copied document to be made available for the sole purpose of enabling its consideration and review as part of a planning process under the Planning and Environment Act 1987. The document must not be used for any purpose which may breach any copyright

ADVERTISED PLAN



**GROUND FLOOR LAYOUT PLAN**  
1:50

REV	DESCRIPTION	DATE	DRAWN BY	COMMENTS
B	FOR COORDINATION	21.08.25	EW	
A	FOR COORDINATION	31.07.25	EW	

**RMA**  
Engineers

Toowoomba T 07 4639 4100  
Brisbane T 07 3846 5885  
Bundaberg T 07 4130 5646  
[rmaeng.com.au](http://rmaeng.com.au)

SCALE BAR:

Scale 1:50 - (A1) 1:100 - (A3)

CLIENT:

McLEAN  
FARMS

NOTE: FIGURED DIMENSIONS TO TAKE PRECEDENCE OVER SCALED MEASUREMENTS. VERIFY ALL ON SITE DIMENSIONS AND LEVELS PRIOR TO THE COMMENCEMENT OF ANY CONSTRUCTION. CONTRACTOR TO NOTIFY ENGINEER IMMEDIATELY OF ANY DISCREPANCIES. COPYRIGHT OF THIS DRAWING IS VESTED WITH RMA ENGINEERS PTY LTD.

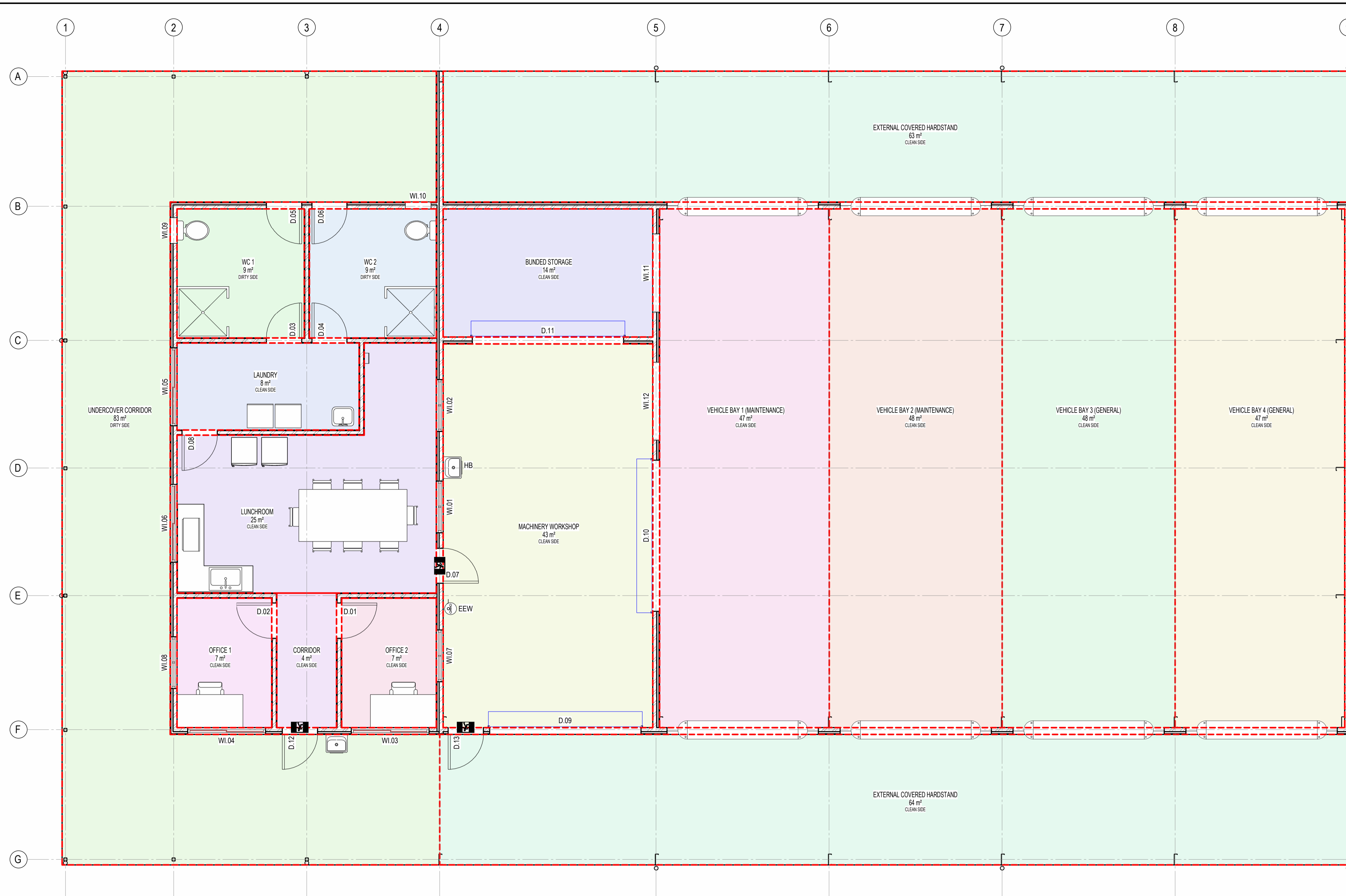
DRAWN BY: EW  
DESIGNED BY: EW  
CHECKED BY: AJN  
R.P.E.Q: THIS DOCUMENT IS UNCONTROLLED AND IS NOT TO BE USED FOR CONSTRUCTION UNTIL THIS NOTE IS REMOVED AND A SIGNATURE PROVIDED IN ITS PLACE

ORIGINAL DRAWING SIZE:  
**A1**

PROJECT:  
**PROPOSED MACHINERY SHED AT OGN COMPOST FACILITY, TORRUMBARRY, VIC**

SHEET TITLE:  
**GROUND FLOOR LAYOUT PLAN**

STATUS: <b>COORDINATION</b>	PROJECT NUMBER: <b>25E-0010-CMS</b>	DRAWING NUMBER: <b>B-B100</b>	CURRENT REVISION: <b>B</b>
--------------------------------	--	----------------------------------	-------------------------------



**ABBREVIATIONS LEGEND**

- D.# DOOR AND NUMBER.
- W.# WINDOW AND NUMBER.
- DR DOMESTIC CLOTHES DRYER
- WM DOMESTIC WASHING MACHINE
- FR DOMESTIC SINGLE REFRIGERATOR
- FE FIRE EXTINGUISHER
- HWS WALL HUNG HOT WATER SYSTEM
- DP CIRCULAR RAINWATER DOWNPIPE
- MBF METAL BARGE FLASHING
- MRF METAL RIDGE FLASHING
- EEW EMERGENCY EYEWASH STATION
- HB HAND WASH BASIN

**SYMBOLS LEGEND**

- DENOTES SPAN DIRECTION OF ROOF
- DENOTES DIRECTION AND ANGLE OF ROOF PITCH
- EMERGENCY EXIT LIGHT

This copied document to be made available for the sole purpose of enabling its consideration and review as part of a planning process under the Planning and Environment Act 1987. The document must not be used for any purpose which may breach any copyright

**GROUND FLOOR AREA PLAN**  
1:50

**ADVERTISED PLAN**

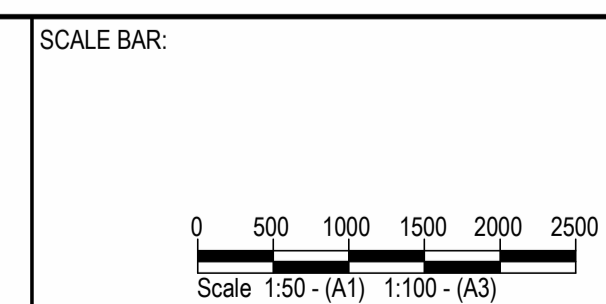
BUILDING GFA SCHEDULE			
LEVEL	AREA NAME	AREA	COMMENTS
GROUND LEVEL	BUNDED STORAGE	14 m <sup>2</sup>	CLEAN SIDE
GROUND LEVEL	CORRIDOR	4 m <sup>2</sup>	CLEAN SIDE
GROUND LEVEL	EXTERNAL COVERED HARDSTAND	127 m <sup>2</sup>	CLEAN SIDE
GROUND LEVEL	LAUNDRY	8 m <sup>2</sup>	CLEAN SIDE
GROUND LEVEL	LUNCHROOM	25 m <sup>2</sup>	CLEAN SIDE
GROUND LEVEL	MACHINERY WORKSHOP	43 m <sup>2</sup>	CLEAN SIDE
GROUND LEVEL	OFFICE 1	7 m <sup>2</sup>	CLEAN SIDE
GROUND LEVEL	OFFICE 2	7 m <sup>2</sup>	CLEAN SIDE
GROUND LEVEL	UNDERCOVER CORRIDOR	83 m <sup>2</sup>	DIRTY SIDE
GROUND LEVEL	VEHICLE BAY 1 (MAINTENANCE)	47 m <sup>2</sup>	CLEAN SIDE
GROUND LEVEL	VEHICLE BAY 2 (MAINTENANCE)	48 m <sup>2</sup>	CLEAN SIDE
GROUND LEVEL	VEHICLE BAY 3 (GENERAL)	48 m <sup>2</sup>	CLEAN SIDE
GROUND LEVEL	VEHICLE BAY 4 (GENERAL)	47 m <sup>2</sup>	CLEAN SIDE
GROUND LEVEL	WC 1	9 m <sup>2</sup>	DIRTY SIDE
GROUND LEVEL	WC 2	9 m <sup>2</sup>	DIRTY SIDE
GROUND LEVEL	TOTAL GFA	526 m <sup>2</sup>	

B	FOR COORDINATION	21.08.25	EW	
A	FOR COORDINATION	31.07.25	EW	
REV	DESCRIPTION	DATE	DRAWN BY	COMMENTS

**RMA**  
Engineers

Toowoomba T 07 4639 4100  
Brisbane T 07 3846 5885  
Bundaberg T 07 4130 5646

maeng.com.au



CLIENT:  
**McLEAN FARMS**

NOTE: FIGURED DIMENSIONS TO TAKE PRECEDENCE OVER SCALED MEASUREMENTS. VERIFY ALL ON SITE DIMENSIONS AND LEVELS PRIOR TO THE COMMENCEMENT OF ANY CONSTRUCTION. CONTRACTOR TO NOTIFY ENGINEER IMMEDIATELY OF ANY DISCREPANCIES. COPYRIGHT OF THIS DRAWING IS VESTED WITH RMA ENGINEERS PTY LTD.

DRAWN BY:  
EW  
DESIGNED BY:  
EW  
CHECKED BY:  
AJN


R.P.E.Q:  
THIS DOCUMENT IS UNCONTROLLED AND IS NOT TO BE USED FOR CONSTRUCTION UNTIL THIS NOTE IS REMOVED AND A SIGNATURE PROVIDED IN ITS PLACE

ORIGINAL DRAWING SIZE:  
**A1**

PROJECT:  
**PROPOSED MACHINERY SHED AT OGN COMPOST FACILITY, TORRUMBARRY, VIC**

SHEET TITLE:  
**GROUND FLOOR AREA PLAN**

STATUS: <b>COORDINATION</b>	PROJECT NUMBER: <b>25E-0010-CMS</b>	DRAWING NUMBER: <b>B-B200</b>	CURRENT REVISION: <b>B</b>
--------------------------------	--	----------------------------------	-------------------------------



**ABBREVIATIONS LEGEND**

- D.# DOOR AND NUMBER.
- W.# WINDOW AND NUMBER.
- DR DOMESTIC CLOTHES DRYER
- WM DOMESTIC WASHING MACHINE
- FR DOMESTIC SINGLE REFRIGERATOR
- FE FIRE EXTINGUISHER
- HWS WALL HUNG HOT WATER SYSTEM
- DP CIRCULAR RAINWATER DOWNPIPE
- MBF METAL BARGE FLASHING
- MRF METAL RIDGE FLASHING
- EEW EMERGENCY EYEWASH STATION
- HB HAND WASH BASIN

**SYMBOLS LEGEND**

- DENOTES SPAN DIRECTION OF ROOF
- DENOTES DIRECTION AND ANGLE OF ROOF PITCH
- EMERGENCY EXIT LIGHT

This copied document to be made available for the sole purpose of enabling its consideration and review as part of a planning process under the Planning and Environment Act 1987. The document must not be used for any purpose which may breach any copyright

ADVERTISED PLAN

**ROOF LEVEL LAYOUT PLAN**

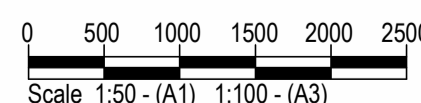
1:50

REV	DESCRIPTION	DATE	DRAWN BY	COMMENTS
B	FOR COORDINATION	21.08.25	EW	
A	FOR COORDINATION	31.07.25	EW	



Toowoomba T 07 4639 4100  
 Brisbane T 07 3846 5885  
 Bundaberg T 07 4130 5646  
[rmaeng.com.au](http://rmaeng.com.au)

SCALE BAR:



CLIENT:  
**McLEAN FARMS**



NOTE: FIGURED DIMENSIONS TO TAKE PRECEDENCE OVER SCALED MEASUREMENTS. VERIFY ALL ON SITE DIMENSIONS AND LEVELS PRIOR TO THE COMMENCEMENT OF ANY CONSTRUCTION. CONTRACTOR TO NOTIFY ENGINEER IMMEDIATELY OF ANY DISCREPANCIES. COPYRIGHT OF THIS DRAWING IS VESTED WITH RMA ENGINEERS PTY LTD.

DATE/TIME  
 21/08/2025 3:07:00 PM  
 RMA VERSION  
 04/2024

DRAWN BY:  
 EW  
 DESIGNED BY:  
 EW  
 CHECKED BY:  
 AJN  
 R.P.E.Q: THIS DOCUMENT IS UNCONTROLLED AND IS NOT TO BE USED FOR CONSTRUCTION UNTIL THIS NOTE IS REMOVED AND A SIGNATURE PROVIDED IN ITS PLACE

ORIGINAL DRAWING SIZE:  
 A1

PROJECT:  
 PROPOSED MACHINERY SHED AT  
 OGN COMPOST FACILITY, TORRUMBARRY, VIC

SHEET TITLE:  
 ROOF LEVEL LAYOUT PLAN

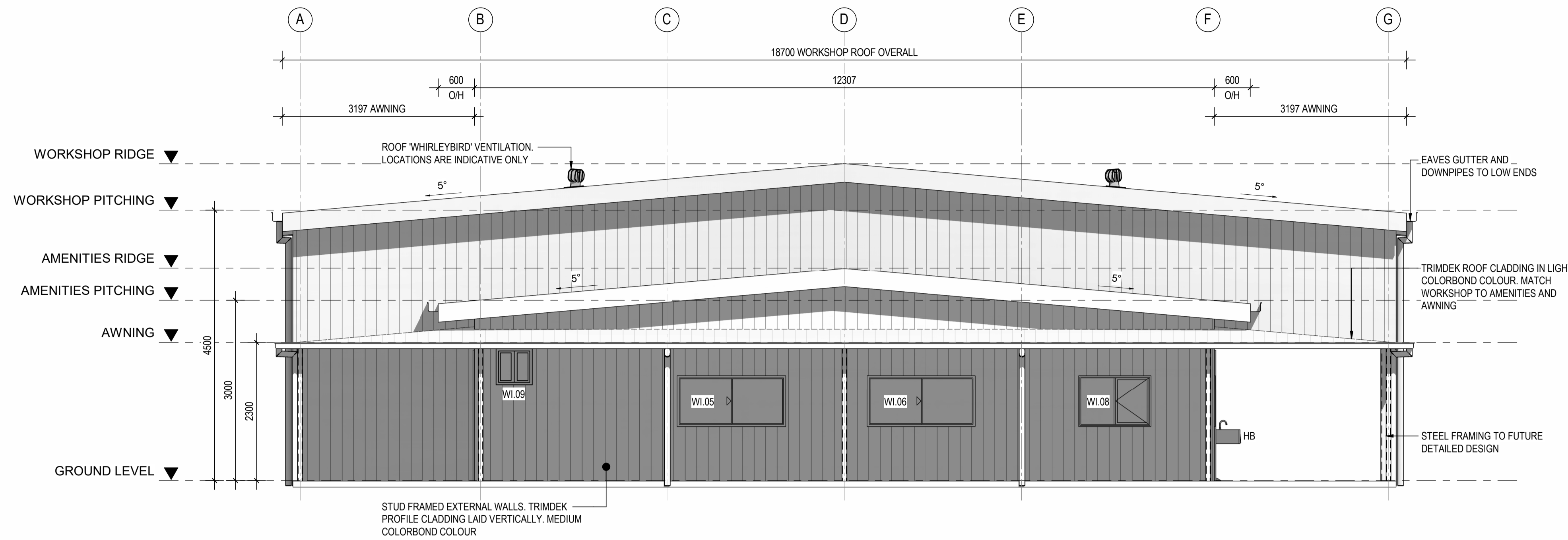
STATUS: COORDINATION	PROJECT NUMBER: 25E-0010-CMS	DRAWING NUMBER: B-B300	CURRENT REVISION: B
-------------------------	---------------------------------	---------------------------	------------------------

**SYMBOLS LEGEND**

- DENOTES SPAN DIRECTION OF ROOF
- DENOTES DIRECTION AND ANGLE OF ROOF PITCH
- EMERGENCY EXIT LIGHT

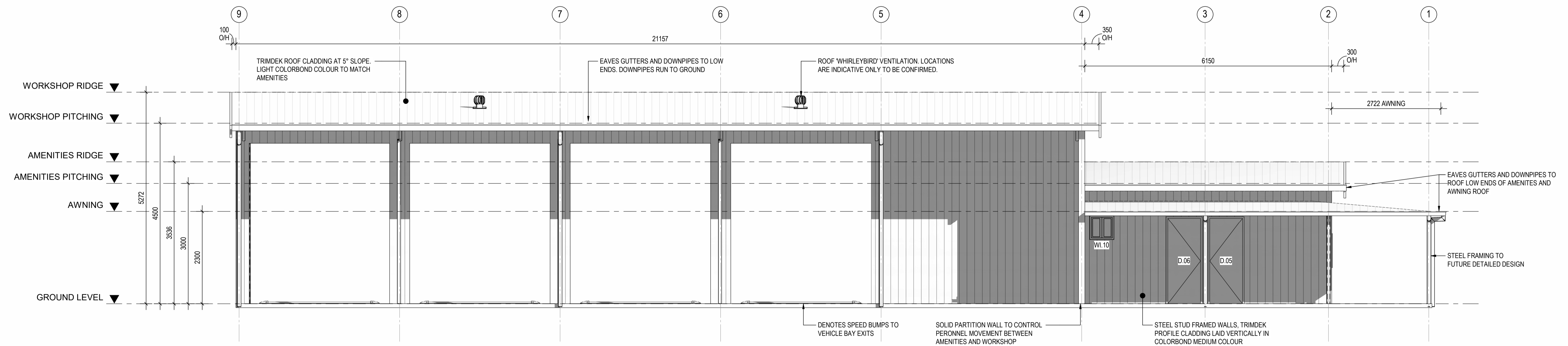
**ABBREVIATIONS LEGEND**

- D.# DOOR AND NUMBER.
- W.# WINDOW AND NUMBER.
- DR DOMESTIC CLOTHES DRYER
- WM DOMESTIC WASHING MACHINE
- FR DOMESTIC SINGLE REFRIGERATOR
- FE FIRE EXTINGUISHER
- HWS WALL HUNG HOT WATER SYSTEM
- DP CIRCULAR RAINWATER DOWNPIPE
- MBF METAL BARGE FLASHING
- MRF METAL RIDGE FLASHING
- EEW EMERGENCY EYEWASH STATION
- HB HAND WASH BASIN



This copied document to be made available for the sole purpose of enabling its consideration and review as part of a planning process under the Planning and Environment Act 1987. The document must not be used for any purpose which may breach any copyright

ELEVATION **EL-01** NORTHERN OVERALL BUILDING ELEVATION  
1:50



ELEVATION **EL-02** EASTERN OVERALL BUILDING ELEVATION  
1:50

ADVERTISED PLAN

REV	DESCRIPTION	DATE	DRAWN BY	COMMENTS
B	FOR COORDINATION	21.08.25	EW	
A	FOR COORDINATION	31.07.25	EW	

RMA

Engineers

Toowoomba T 07 4639 4100  
Brisbane T 07 3846 5885  
Bundaberg T 07 4130 5646  
[rmaeng.com.au](http://rmaeng.com.au)

SCALE BAR:

Scale 1:50 - (A1) 1:100 - (A3)

CLIENT:

McLEAN FARMS

NOTE: FIGURED DIMENSIONS TO TAKE PRECEDENCE OVER SCALED MEASUREMENTS. VERIFY ALL ON SITE DIMENSIONS AND LEVELS PRIOR TO THE COMMENCEMENT OF ANY CONSTRUCTION. CONTRACTOR TO NOTIFY ENGINEER IMMEDIATELY OF ANY DISCREPANCIES. COPYRIGHT OF THIS DRAWING IS VESTED WITH RMA ENGINEERS PTY LTD.

DATE/TIME: 21/08/2025 3:07:10 PM  
DRAWN BY: EW  
DESIGNED BY: EW  
CHECKED BY: AJN  
R.P.E.Q: THIS DOCUMENT IS UNCONTROLLED AND IS NOT TO BE USED FOR CONSTRUCTION UNTIL THIS NOTE IS REMOVED AND A SIGNATURE PROVIDED IN ITS PLACE

ORIGINAL DRAWING SIZE:  
**A1**

PROJECT: PROPOSED MACHINERY SHED AT OGN COMPOST FACILITY, TORRUMBARRY, VIC			
SHEET TITLE: BUILDING ELEVATIONS - SHEET 1			
STATUS: COORDINATION	PROJECT NUMBER: 25E-0010-CMS	DRAWING NUMBER: B-B400	CURRENT REVISION: B

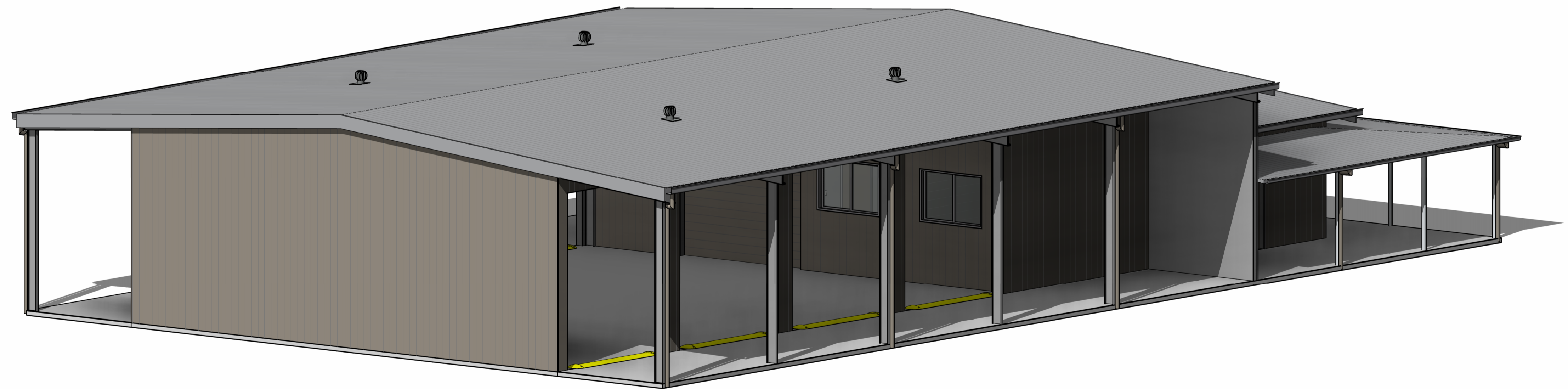




SOUTH-WEST BUILDING PERSPECTIVE

This copied document to be made available for the sole purpose of enabling its consideration and review as part of a planning process under the Planning and Environment Act 1987. The document must not be used for any purpose which may breach any copyright

ADVERTISED PLAN



SOUTH-EAST BUILDING PERSPECTIVE

REV	DESCRIPTION	DATE	DRAWN BY	COMMENTS
B	FOR COORDINATION	21.08.25	EW	
A	FOR COORDINATION	31.07.25	EW	

**RMA**  
Engineers

Toowoomba T 07 4639 4100  
Brisbane T 07 3846 5885  
Bundaberg T 07 4130 5646  
rmaeng.com.au

SCALE BAR:

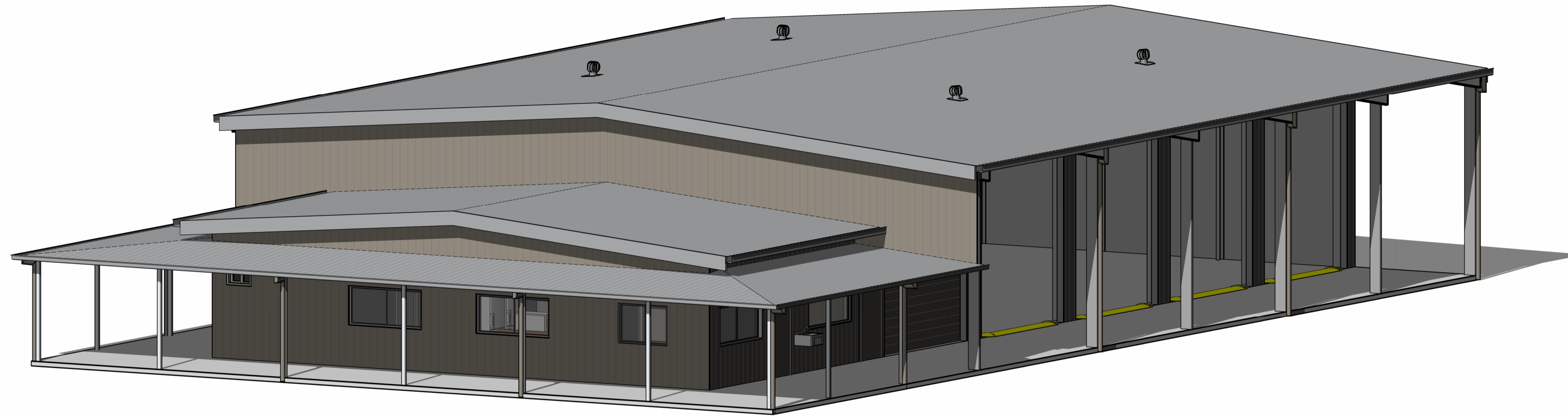
CLIENT:  
**McLEAN FARMS**

NOTE:  
FIGURED DIMENSIONS TO TAKE PRECEDENCE OVER SCALED MEASUREMENTS. VERIFY ALL ON SITE DIMENSIONS AND LEVELS PRIOR TO THE COMMENCEMENT OF ANY CONSTRUCTION. CONTRACTOR TO NOTIFY ENGINEER IMMEDIATELY OF ANY DISCREPANCIES. COPYRIGHT OF THIS DRAWING IS VESTED WITH RMA ENGINEERS PTY LTD.

DRAWN BY:  
EW  
DESIGNED BY:  
EW  
CHECKED BY:  
AJN  
R.P.E.Q:  
THIS DOCUMENT IS UNCONTROLLED AND IS NOT TO BE USED FOR CONSTRUCTION UNTIL THIS NOTE IS REMOVED AND A SIGNATURE PROVIDED IN ITS PLACE


ORIGINAL DRAWING SIZE:  
A1

PROJECT: PROPOSED MACHINERY SHED AT OGN COMPOST FACILITY, TORRUMBARRY, VIC			
SHEET TITLE: BUILDING PERSPECTIVES - SHEET 1			
STATUS: COORDINATION	PROJECT NUMBER: 25E-0010-CMS	DRAWING NUMBER: B-B500	CURRENT REVISION: B



NORTH-WEST BUILDING PERSPECTIVE

ADVERTISED  
PLAN



NORTH-EAST BUILDING PERSPECTIVE

This copied document to be made available for the sole purpose of enabling its consideration and review as part of a planning process under the Planning and Environment Act 1987. The document must not be used for any purpose which may breach any copyright

REV	DESCRIPTION	DATE	DRAWN BY	COMMENTS
A	FOR COORDINATION	21.08.25	EW	

**RMA**  
Engineers

Toowoomba T 07 4639 4100  
Brisbane T 07 3846 5885  
Bundaberg T 07 4130 5646  
rmaeng.com.au

SCALE BAR:

CLIENT:  
**McLEAN FARMS**

NOTE: FIGURED DIMENSIONS TO TAKE PRECEDENCE OVER SCALED MEASUREMENTS. VERIFY ALL ON SITE DIMENSIONS AND LEVELS PRIOR TO THE COMMENCEMENT OF ANY CONSTRUCTION. CONTRACTOR TO NOTIFY ENGINEER IMMEDIATELY OF ANY DISCREPANCIES. COPYRIGHT OF THIS DRAWING IS VESTED WITH RMA ENGINEERS PTY LTD.

DATE TIME: 21/08/2025 3:07:33 PM  
DRAWN BY: EW  
DESIGNED BY: EW  
CHECKED BY: AJN  
R.P.E.Q: THIS DOCUMENT IS UNCONTROLLED AND IS NOT TO BE USED FOR CONSTRUCTION UNTIL THIS NOTE IS REMOVED AND A SIGNATURE PROVIDED IN ITS PLACE

PROJECT:  
PROPOSED MACHINERY SHED AT OGN COMPOST FACILITY, TORRUMBARRY, VIC

SHEET TITLE:  
BUILDING PERSPECTIVES - SHEET 2

ORIGINAL DRAWING SIZE:  
A1

STATUS: COORDINATION	PROJECT NUMBER: 25E-0010-CMS	DRAWING NUMBER: B-B501	CURRENT REVISION: A
-------------------------	---------------------------------	---------------------------	------------------------

# PROPOSED VEHICLE WASH BAY AT OGN COMPOST FACILITY, TORRUMBARRY, VIC FOR McLEAN FARMS

ADVERTISED  
PLAN

DRAWING LIST		
SHEET NUMBER	SHEET NAME	REVISION
B000	COVER SHEET	B
B100	TRUCK WASH LAYOUT PLAN	B
B200	BUILDING ELEVATIONS AND SECTIONS - SHEET 1	A

### GENERAL NOTES

- THESE PLANS HAVE BEEN PREPARED FOR DEVELOPMENT APPROVAL (DA) PURPOSES ONLY. CONSTRUCTION DOCUMENTATION WILL BE DEVELOPED SEPARATELY IN ACCORDANCE WITH RELEVANT CODES AND STANDARDS.
- ALL DIMENSIONS ARE IN MILLIMETRES UNLESS NOTED OTHERWISE
- DO NOT SCALE DRAWINGS. FIGURED DIMENSIONS TAKE PRECEDENCE
- BUILDING IS NON-HABITABLE AND IS NOT INTENDED FOR HUMAN OCCUPATION EXCEPT FOR OPERATIONAL ACCESS AND MAINTENANCE.
- PROPOSED STRUCTURE IS TO BE USED IN CONNECTION WITH POULTRY FARMING FOR FREE-RANGE LAYING CHICKENS
- FINISHED FLOOR LEVELS (FFL), NATURAL GROUND LEVELS (NGL), AND APEX HEIGHTS HAVE NOT BEEN CONFIRMED AND ARE SUBJECT TO SURVEY
- PLANS TO BE READ IN CONJUNCTION WITH RELEVANT PLANNING OVERLAYS AND SITE-SPECIFIC DEVELOPMENT CONDITIONS.
- COMPLIANCE WITH THE NCC 2022 VOLUME ONE, INCLUDING PERFORMANCE REQUIREMENTS AND DEEMED-TO-SATISFY PROVISIONS, WILL BE CONFIRMED AT BUILDING APPROVAL STAGE
- ALL STORMWATER TO BE MANAGED IN ACCORDANCE WITH ASINZS 3500.3 AND LOCAL AUTHORITY REQUIREMENTS
- WASTEWATER, IF APPLICABLE, TO BE MANAGED IN ACCORDANCE WITH RELEVANT ENVIRONMENTAL REGULATIONS.
- FINAL CONSTRUCTION SHALL COMPLY WITH APPLICABLE BUSHFIRE, FLOOD, AND WIND REGION CLASSIFICATIONS AS DETERMINED BY SITE CONDITIONS
- ANY PROPOSED SIGNAGE, LIGHTING, OR SERVICES ARE INDICATIVE ONLY AND SUBJECT TO SEPARATE APPROVAL IF REQUIRED

### PROPERTY DESCRIPTION

RPD	LOT 2 ON P5404891
LOCAL AUTHORITY	CAMPASPE SHIRE COUNCIL
PARISH	TORRUMBARRY
COUNTY	GUNBOWER
SITE AREA	1224260.28 m <sup>2</sup> (2\PS404891)

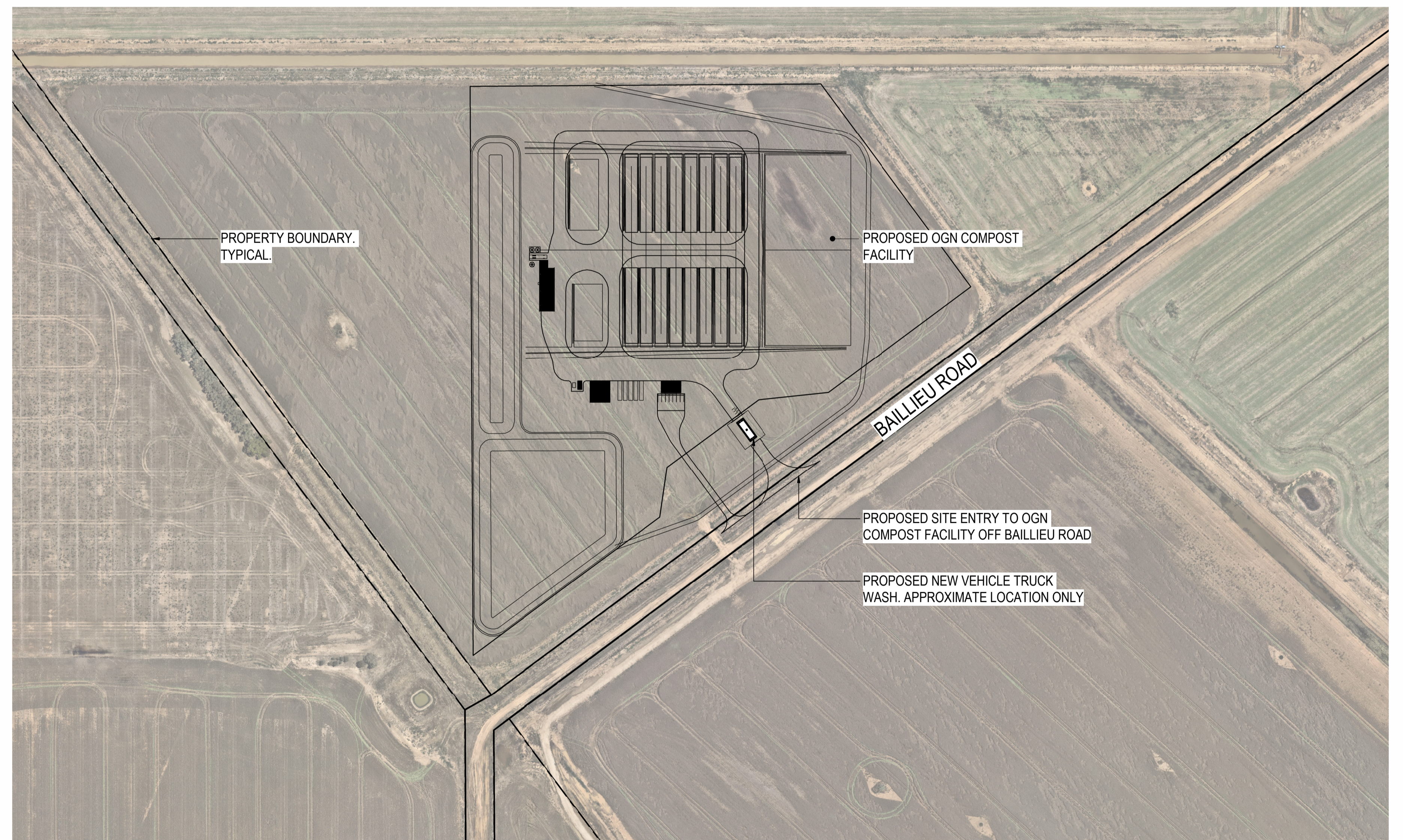
### BUILDING ASSESSMENT

BUILDING CLASS:	CLASS 10a
BUILDING TYPE:	TYPE C CONSTRUCTION
SPECIAL USE:	N/A

### GFA SUMMARY

VEHICLE TRUCK WASH	
VEHICLE TRUCK WASH	89 m <sup>2</sup>

This copied document to be made available for the sole purpose of enabling its consideration and review as part of a planning process under the Planning and Environment Act 1987. The document must not be used for any purpose which may breach any copyright



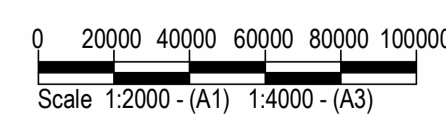
PROPOSED LOCALITY PLAN  
1:2000

REV	DESCRIPTION	DATE	DRAWN BY	COMMENTS
B	FOR COORDINATION	15.08.25	DJS	
A	FOR COORDINATION	31.07.25	EW	

**RMA**  
Engineers

Toowoomba T 07 4639 4100  
Brisbane T 07 3846 5885  
Bundaberg T 07 4130 5646  
rmaeng.com.au

SCALE BAR:



CLIENT:  
McLEAN FARMS

**McLEAN  
FARMS**

NOTE:  
FIGURED DIMENSIONS TO TAKE PRECEDENCE OVER SCALED MEASUREMENTS. VERIFY ALL ON SITE DIMENSIONS AND LEVELS PRIOR TO THE COMMENCEMENT OF ANY CONSTRUCTION. CONTRACTOR TO NOTIFY ENGINEER IMMEDIATELY OF ANY DISCREPANCIES. COPYRIGHT OF THIS DRAWING IS VESTED WITH RMA ENGINEERS PTY LTD.

DATE/TIME  
11:09:02:03 TO 23:00 AM  
R.P.E.Q. VERSION  
R.P.E.Q.

DRAWN BY:  
EW  
DESIGNED BY:  
EW  
CHECKED BY:  
AJN  
R.P.E.Q. THIS DOCUMENT IS UNCONTROLLED AND IS NOT TO BE USED FOR CONSTRUCTION UNTIL THIS NOTE IS REMOVED AND A SIGNATURE PROVIDED IN ITS PLACE



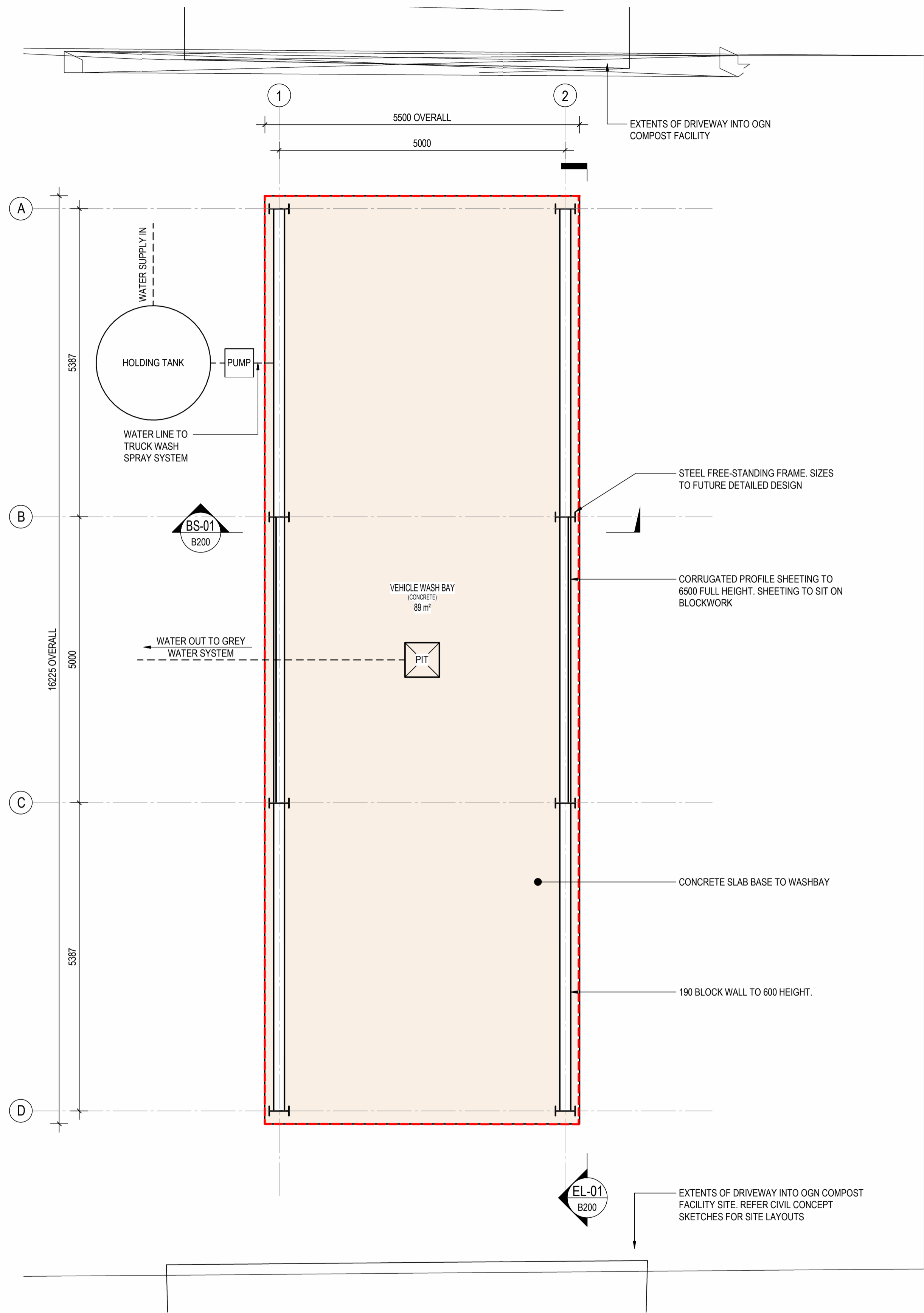
ORIGINAL DRAWING SIZE:  
A1

PROJECT:  
PROPOSED VEHICLE WASH BAY AT  
OGN COMPOST FACILITY, TORRUMBARRY, VIC

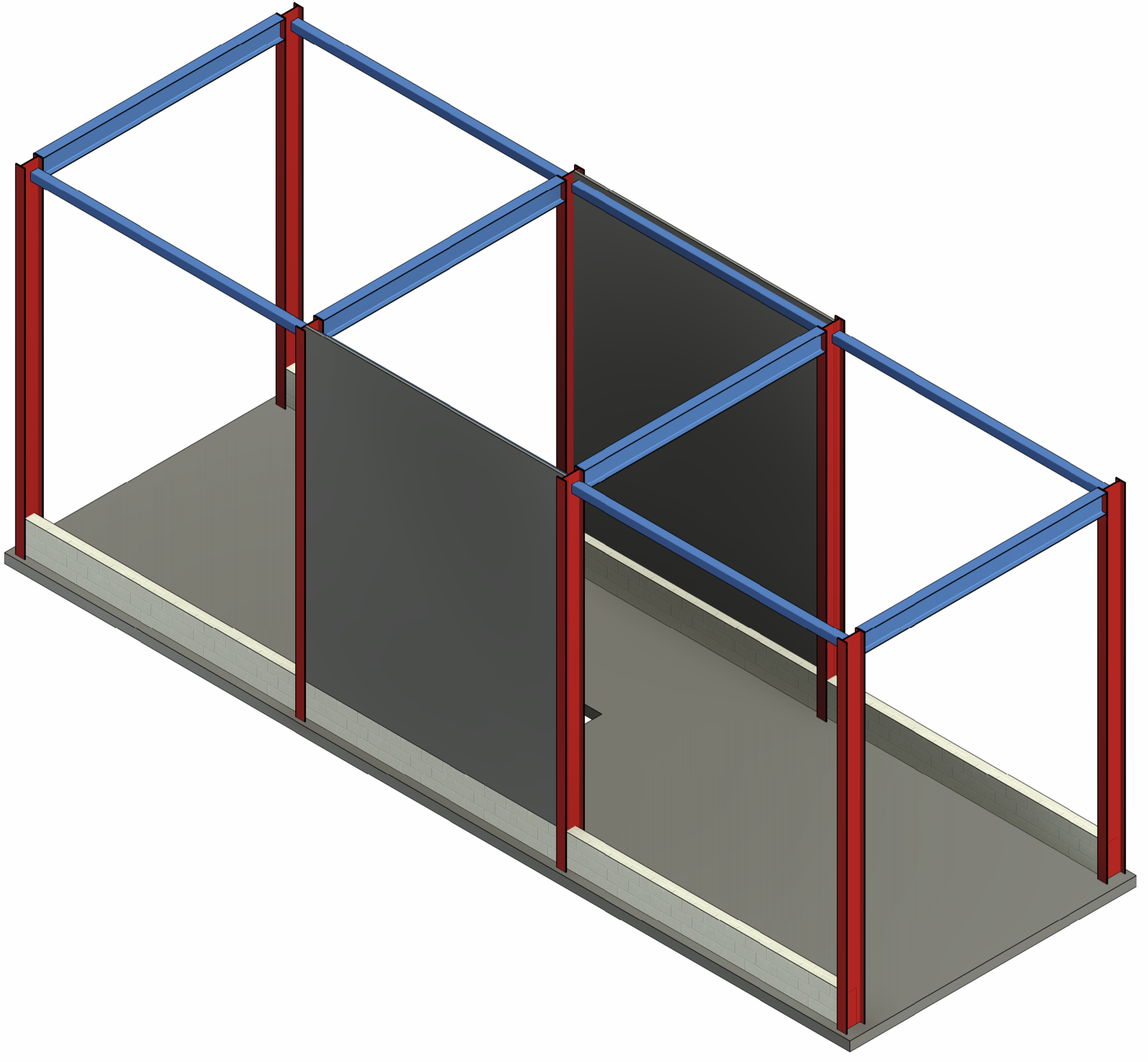
SHEET TITLE:  
COVER SHEET

STATUS:	PROJECT NUMBER:	DRAWING NUMBER:	CURRENT REVISION:
COORDINATION	25E-0010-CTW	B-B000	B

This copied document to be made available for the sole purpose of enabling its consideration and review as part of a planning process under the Planning and Environment Act 1987. The document must not be used for any purpose which may breach any copyright



GROUND LEVEL LAYOUT PLAN  
1:50



TRUCK WASH PERSPECTIVE

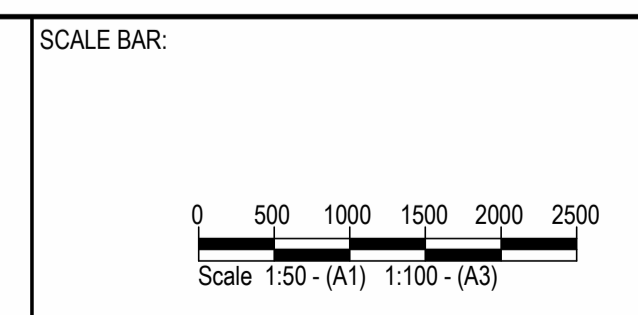
ADVERTISED PLAN

STRUCTURE GFA SCHEDULE			
LEVEL	AREA NAME	AREA	COMMENTS
GROUND LEVEL	VEHICLE WASH BAY	89 m <sup>2</sup>	(CONCRETE)
TOTAL GFA		89 m <sup>2</sup>	

REV	DESCRIPTION	DATE	DRAWN BY	COMMENTS
B	FOR COORDINATION	15.08.25	DJS	
A	FOR COORDINATION	31.07.25	EW	

**RMA**  
Engineers

Toowoomba T 07 4639 4100  
Brisbane T 07 3846 5885  
Bundaberg T 07 4130 5646  
rmaeng.com.au



CLIENT:  
**McLEAN FARMS**

NOTE: FIGURED DIMENSIONS TO TAKE PRECEDENCE OVER SCALED MEASUREMENTS. VERIFY ALL ON SITE DIMENSIONS AND LEVELS PRIOR TO THE COMMENCEMENT OF ANY CONSTRUCTION. CONTRACTOR TO NOTIFY ENGINEER IMMEDIATELY OF ANY DISCREPANCIES. COPYRIGHT OF THIS DRAWING IS VESTED WITH RMA ENGINEERS PTY LTD.

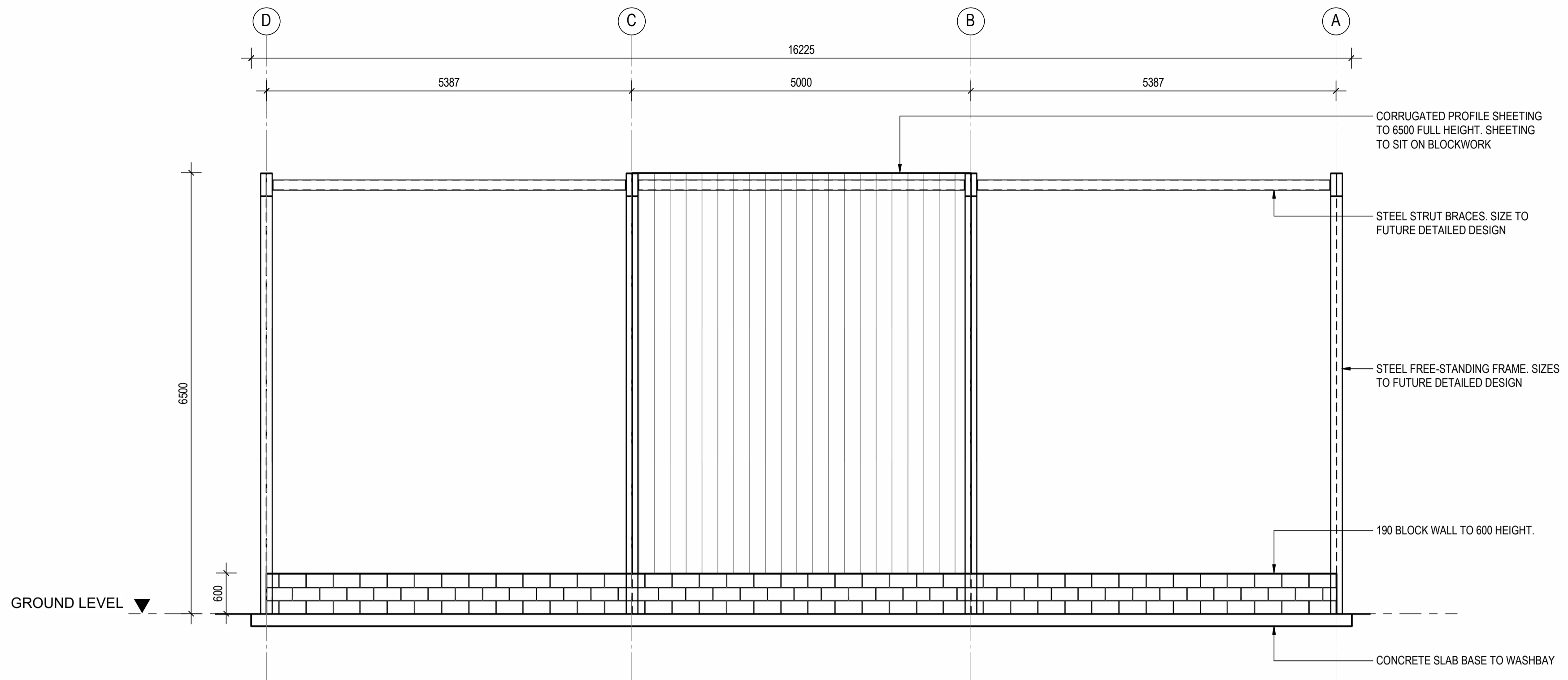
DRAWN BY:  
EW  
DESIGNED BY:  
EW  
CHECKED BY:  
AJN  
R.P.E.Q.  
THIS DOCUMENT IS UNCONTROLLED AND IS NOT TO BE USED FOR CONSTRUCTION UNTIL THIS NOTE IS REMOVED AND A SIGNATURE PROVIDED IN ITS PLACE

ORIGINAL DRAWING SIZE:  
A1

PROJECT:  
PROPOSED VEHICLE WASH BAY AT OGN COMPOST FACILITY, TORRUMBARRY, VIC

SHEET TITLE:  
TRUCK WASH LAYOUT PLAN

STATUS: COORDINATION	PROJECT NUMBER: 25E-0010-CTW	DRAWING NUMBER: B-B100	CURRENT REVISION: B
-------------------------	---------------------------------	---------------------------	------------------------



CORRUGATED PROFILE SHEETING TO 6500 FULL HEIGHT. SHEETING TO SIT ON BLOCKWORK

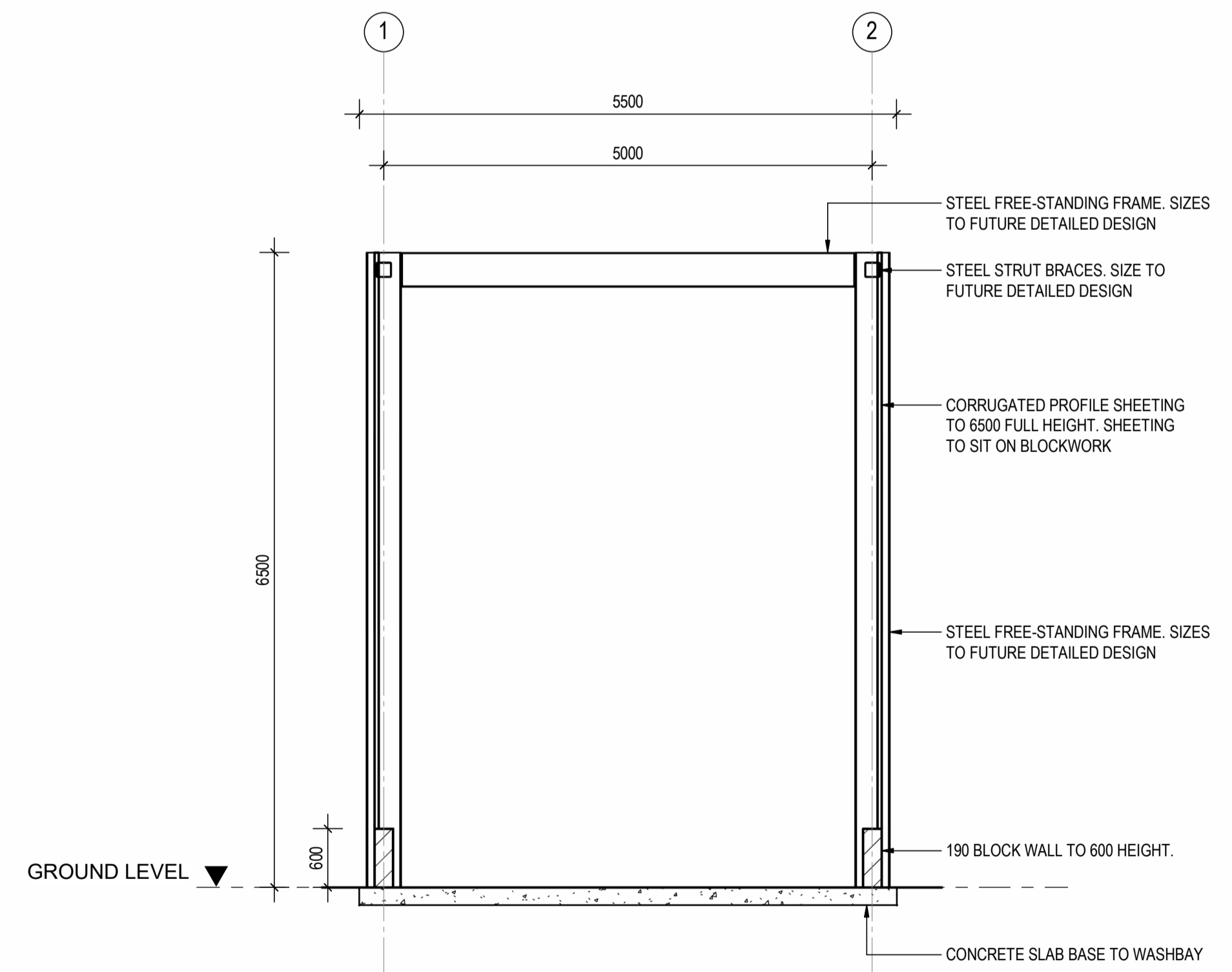
STEEL STRUT BRACES. SIZE TO FUTURE DETAILED DESIGN

STEEL FREE-STANDING FRAME. SIZES TO FUTURE DETAILED DESIGN

190 BLOCK WALL TO 600 HEIGHT.

CONCRETE SLAB BASE TO WASHBAY

ELEVATION **EL-01**  
1:50 B100



STEEL FREE-STANDING FRAME. SIZES TO FUTURE DETAILED DESIGN

STEEL STRUT BRACES. SIZE TO FUTURE DETAILED DESIGN

CORRUGATED PROFILE SHEETING TO 6500 FULL HEIGHT. SHEETING TO SIT ON BLOCKWORK

STEEL FREE-STANDING FRAME. SIZES TO FUTURE DETAILED DESIGN

190 BLOCK WALL TO 600 HEIGHT.

CONCRETE SLAB BASE TO WASHBAY

SECTION **BS-01**  
1:50 B100

**ADVERTISED PLAN**

This copied document to be made available for the sole purpose of enabling its consideration and review as part of a planning process under the Planning and Environment Act 1987. The document must not be used for any purpose which may breach any copyright

REV	DESCRIPTION	DATE	DRAWN BY	COMMENTS
A	FOR COORDINATION	15.08.25	DJS	

**RMA**  
Engineers

Toowoomba T 07 4639 4100  
Brisbane T 07 3846 5885  
Bundaberg T 07 4130 5646  
rmaeng.com.au

SCALE BAR:

CLIENT:  
**McLEAN FARMS**

NOTE:  
FIGURED DIMENSIONS TO TAKE PRECEDENCE OVER SCALED MEASUREMENTS. VERIFY ALL ON SITE DIMENSIONS AND LEVELS PRIOR TO THE COMMENCEMENT OF ANY CONSTRUCTION. CONTRACTOR TO NOTIFY ENGINEER IMMEDIATELY OF ANY DISCREPANCIES. COPYRIGHT OF THIS DRAWING IS VESTED WITH RMA ENGINEERS PTY LTD.

DRAWN BY:  
**DJS**

DESIGNED BY:  
**EW**

CHECKED BY:  
**AJN**

R.P.E.Q:  
THIS DOCUMENT IS UNCONTROLLED AND IS NOT TO BE USED FOR CONSTRUCTION UNTIL THIS NOTE IS REMOVED AND A SIGNATURE PROVIDED IN ITS PLACE

ORIGINAL DRAWING SIZE:  
**A1**

PROJECT: PROPOSED VEHICLE WASH BAY AT OGN COMPOST FACILITY, TORRUMBARRY, VIC			
SHEET TITLE: BUILDING ELEVATIONS AND SECTIONS - SHEET 1			
STATUS: COORDINATION	PROJECT NUMBER: 25E-0010-CTW	DRAWING NUMBER: B-B200	CURRENT REVISION: A