



Architectural Drawing Schedule

Sheet Number	Sheet Name	Sheet Size	Revision	Revision Date
A 001	PLAN - SITE CONTEXT	ISO A1	C	04.09.26
A 002	EXISTING CONDITIONS & DEMOLITION PLAN	ISO A1	C	04.09.26
A 003	EXISTING CONDITIONS & DEMOLITION ELEVATIONS	ISO A1	C	04.09.26
A 101	PLAN - LEVEL GROUND	ISO A1	C	04.09.26
A 102	PLAN - LEVEL ONE	ISO A1	C	04.09.26
A 103	PLAN - LEVEL TWO	ISO A1	C	04.09.26
A 104	PLAN - LEVEL THREE	ISO A1	C	04.09.26
A 105	PLAN - LEVEL FOUR	ISO A1	C	04.09.26
A 106	PLAN - ROOF PLAN	ISO A1	C	04.09.26
A 107	PLAN - LEVEL BASEMENT	ISO A1	C	04.09.26
A 108	PLAN DIAGRAM - SITE COVERAGE	ISO A1	C	04.09.26
A 109	PLAN DIAGRAM - SITE PERMEABILITY	ISO A1	C	04.09.26
A 110	PLAN DIAGRAM - GARDEN AREA	ISO A1	C	04.09.26
A 111	PLAN DIAGRAM - GARDEN ALLOCATION (POS VS COMMON AREA)	ISO A1	C	04.09.26
A 150	PLAN - COMMUNAL AREAS	ISO A1	C	04.09.26
A 151	PLAN - COMMUNAL AREAS	ISO A1	C	04.09.26
A 200	ELEVATION - MATERIALS PALETTE	ISO A1	C	04.09.26
A 201	ELEVATION - CONTEXT (AUTUMN & HOPE STREETS)	ISO A1	C	04.09.26
A 202	ELEVATION - NORTH (HOPE STREET)	ISO A1	C	04.09.26
A 203	ELEVATION - EAST	ISO A1	C	04.09.26
A 204	ELEVATION - SOUTH (AUTUMN STREET)	ISO A1	C	04.09.26
A 205	ELEVATION - WEST	ISO A1	C	04.09.26
A 206	ELEVATION - LIGHTWELL NORTH & SOUTH	ISO A1	C	04.09.26
A 207	ELEVATION - INTERNAL NORTH & SOUTH	ISO A1	C	04.09.26
A 208	ELEVATION - AUTUMN INTERNAL	ISO A1	C	04.09.26
A 301	SECTION - AA & BB	ISO A1	C	04.09.26
A 302	SECTION - CC & XX	ISO A1	C	04.09.26
A 303	SECTION - YY & ZZ	ISO A1	C	04.09.26
A 401	PLAN DIAGRAM - BADS COMPLIANCE 01	ISO A1	C	04.09.26
A 402	PLAN DIAGRAM - BADS COMPLIANCE 02	ISO A1	C	04.09.26
A 403	PLAN DIAGRAM - BADS COMPLIANCE 03	ISO A1	C	04.09.26
A 404	PLAN DIAGRAM - BADS COMPLIANCE 04	ISO A1	C	04.09.26
A 405	PLAN DIAGRAM - BADS COMPLIANCE 05	ISO A1	C	04.09.26
A 501	SHADOW IMPACT STUDY 9-00AM - 1-00PM	ISO A1	C	04.09.26
A 502	SHADOW IMPACT STUDY 2-00PM - 4-00PM	ISO A1	C	04.09.26
A 503	SHADOW IMPACT STUDY COMMUNAL OPEN SPACE	ISO A1	C	04.09.26
A 504	SHADOW IMPACT STUDY PREV. SCHEME 09-00AM - 12-00PM	ISO A1	C	04.09.26
A 505	SHADOW IMPACT STUDY PREV. SCHEME 1-00PM - 4-00PM	ISO A1	C	04.09.26

Issue	Date	Authorised By	Recipients	Note
A	30.01.2025	MS	DFP SUBMISSION	
B	14.04.2025	MA	FOR PLANNING APPROVAL	
C	04.09.2026	MS	AMENDMENT	

BADS Compliance Summary

	Compliant	
B35 ENERGY EFFICIENCY	YES	REFER TO SUSTAINABILITY REPORT BY GIW
B36 COMMUNAL OPEN SPACE	YES	REFER TO A 110
B37 SOLAR ACCESS	YES	REFER TO A 501, A 502, A 503
B38 LANDSCAPING	YES	REFER TO A 110
B39 STORM WATER MANAGEMENT	YES	REFER TO SUSTAINABILITY REPORT BY GIW
B40 VEHICLE ACCESS	YES	REFER TO A 101, A 202, A 303
B42 ACCESSIBILITY	YES	REFER TO A 400 SERIES DRAWINGS
B43 PRIVATE OPEN SPACE	YES	REFER TO A 400 SERIES DRAWINGS
B44 APARTMENT STORAGE	YES	REFER TO A 400 SERIES DRAWINGS
B45 WASTE & RECYCLING	YES	REFER TO WMP BY TRAFFIX
B46 FUNCTIONAL LAYOUTS	YES	REFER TO A 400 SERIES DRAWINGS
B47 ROOM DEPTH	YES	REFER TO A 400 SERIES DRAWINGS
B48 WINDOWS	YES	REFER TO A 400 SERIES DRAWINGS
B49 NATURAL VENTILATION	YES	REFER TO A 400 SERIES DRAWINGS
B50 BUILDING ENTRY	YES	REFER TO A 101 & A 202
B51 INTEGRATION WITH STREET	YES	REFER TO A 101 & A 202
B52 SITE SERVICES	YES	REFER TO A 101 & A 202
B53 EXTERNAL WALLS & MATERIALS	YES	REFER TO A 200 SERIES DRAWINGS

NSA Schedule

BUILDING	APARTMENT NUMBER	APARTMENT MIX	NSA	POS	TOTAL AREA
LEVEL G					
AUTUMN	A-G01	3 BED 2 BATH	122.1 m²	65.7 m²	187.8 m²
AUTUMN	A-G02	2 BED 2 BATH	90.1 m²	36.8 m²	126.9 m²
AUTUMN	A-G03	2 BED 2 BATH	93.7 m²	49.1 m²	142.8 m²
AUTUMN	A-G04	2 BED 2 BATH	89.1 m²	49.5 m²	138.6 m²
AUTUMN	A-G05	2 BED 2 BATH	88.6 m²	57.9 m²	146.5 m²
AUTUMN	A-G06	3 BED 2 BATH	126.3 m²	80.2 m²	206.5 m²
AUTUMN	A-G07	3 BED 2 BATH	117.6 m²	30.7 m²	148.2 m²
AUTUMN	A-G08	2 BED 1 BATH	81.4 m²	48.2 m²	129.6 m²
AUTUMN	A-G09	1 BED 1 BATH	57.3 m²	35.6 m²	92.8 m²
AUTUMN	A-G10	2 BED 1 BATH	77.2 m²	41.4 m²	118.6 m²
AUTUMN	A-G11	1 BED 1 BATH	58.1 m²	40.8 m²	98.9 m²
LEVEL 1					
AUTUMN	A-101	1 BED 1 BATH	66.9 m²	8.6 m²	75.5 m²
AUTUMN	A-102	2 BED 2 BATH	87.7 m²	12.1 m²	99.8 m²
AUTUMN	A-103	2 BED 2 BATH	88.0 m²	8.1 m²	96.1 m²
AUTUMN	A-104	1 BED 1 BATH	58.3 m²	6.4 m²	64.8 m²
AUTUMN	A-105	2 BED 2 BATH	92.0 m²	12.0 m²	104.0 m²
AUTUMN	A-106	2 BED 2 BATH	89.1 m²	12.3 m²	101.4 m²
AUTUMN	A-107	2 BED 2 BATH	88.6 m²	11.0 m²	99.6 m²
AUTUMN	A-108	3 BED 2 BATH	126.3 m²	10.8 m²	137.2 m²
AUTUMN	A-109	3 BED 2 BATH	117.6 m²	8.9 m²	126.5 m²
AUTUMN	A-110	2 BED 1 BATH	81.4 m²	7.1 m²	88.5 m²
AUTUMN	A-111	1 BED 1 BATH	57.3 m²	6.9 m²	64.1 m²
AUTUMN	A-112	2 BED 1 BATH	75.8 m²	6.3 m²	82.1 m²
AUTUMN	A-113	STUDIO	42.1 m²	7.8 m²	49.8 m²
AUTUMN	A-114	1 BED 1 BATH	56.9 m²	8.4 m²	65.3 m²
AUTUMN	A-115	2 BED 1 BATH	75.5 m²	7.3 m²	82.8 m²
AUTUMN	A-116	1 BED 1 BATH	58.1 m²	7.0 m²	65.1 m²
LEVEL 2					
AUTUMN	A-201	1 BED 1 BATH	66.9 m²	8.6 m²	75.5 m²
AUTUMN	A-202	2 BED 2 BATH	87.7 m²	12.1 m²	99.8 m²
AUTUMN	A-203	2 BED 2 BATH	88.0 m²	8.1 m²	96.1 m²
AUTUMN	A-204	1 BED 1 BATH	58.3 m²	6.4 m²	64.8 m²
AUTUMN	A-205	2 BED 2 BATH	92.0 m²	12.0 m²	104.0 m²
AUTUMN	A-206	2 BED 2 BATH	89.1 m²	12.3 m²	101.4 m²
AUTUMN	A-207	2 BED 2 BATH	88.6 m²	12.1 m²	100.7 m²
AUTUMN	A-208	2 BED 1 BATH	73.6 m²	13.0 m²	86.6 m²
AUTUMN	A-209	1 BED 1 BATH	63.6 m²	8.9 m²	72.5 m²
AUTUMN	A-210	2 BED 1 BATH	81.4 m²	7.1 m²	88.5 m²
AUTUMN	A-211	1 BED 1 BATH	57.3 m²	6.9 m²	64.1 m²
AUTUMN	A-212	2 BED 1 BATH	75.8 m²	6.3 m²	82.1 m²
AUTUMN	A-213	STUDIO	42.1 m²	7.8 m²	49.8 m²
AUTUMN	A-214	1 BED 1 BATH	56.9 m²	8.4 m²	65.3 m²
AUTUMN	A-215	2 BED 1 BATH	75.5 m²	7.3 m²	82.8 m²
AUTUMN	A-216	1 BED 1 BATH	58.1 m²	7.0 m²	65.1 m²
LEVEL 3					
AUTUMN	A-301	1 BED 1 BATH	66.9 m²	8.6 m²	75.5 m²
AUTUMN	A-302	2 BED 2 BATH	88.3 m²	12.1 m²	100.4 m²
AUTUMN	A-303	2 BED 2 BATH	88.0 m²	8.1 m²	96.1 m²
AUTUMN	A-304	1 BED 1 BATH	58.3 m²	6.4 m²	64.8 m²
AUTUMN	A-305	2 BED 2 BATH	92.0 m²	12.0 m²	104.0 m²
AUTUMN	A-306	2 BED 2 BATH	89.1 m²	12.3 m²	101.4 m²
AUTUMN	A-307	2 BED 2 BATH	88.6 m²	11.9 m²	100.5 m²
AUTUMN	A-308	2 BED 1 BATH	83.5 m²	7.6 m²	91.1 m²
AUTUMN	A-309	1 BED 1 BATH	57.3 m²	6.9 m²	64.1 m²
AUTUMN	A-310	2 BED 1 BATH	75.8 m²	6.3 m²	82.1 m²
AUTUMN	A-311	STUDIO	42.1 m²	7.8 m²	49.8 m²
AUTUMN	A-312	1 BED 1 BATH	56.9 m²	8.4 m²	65.3 m²
AUTUMN	A-313	2 BED 1 BATH	75.5 m²	7.3 m²	82.8 m²
AUTUMN	A-314	1 BED 1 BATH	58.1 m²	7.0 m²	65.1 m²
LEVEL 4					
AUTUMN	A-401	2 BED 2 BATH	89.1 m²	12.1 m²	101.2 m²
AUTUMN	A-402	2 BED 2 BATH	88.0 m²	8.1 m²	96.1 m²
AUTUMN	A-403	1 BED 1 BATH	58.3 m²	6.4 m²	64.8 m²
AUTUMN	A-404	2 BED 2 BATH	92.0 m²	12.0 m²	104.0 m²
AUTUMN	A-405	1 BED 1 BATH	69.4 m²	12.3 m²	81.7 m²
AUTUMN	A-406	1 BED 1 BATH	58.9 m²	7.9 m²	66.9 m²
AUTUMN	A-407	2 BED 1 BATH	75.8 m²	6.3 m²	82.1 m²
AUTUMN	A-408	STUDIO	42.1 m²	7.8 m²	49.8 m²
AUTUMN	A-409	1 BED 1 BATH	56.9 m²	8.4 m²	65.3 m²
AUTUMN	A-410	2 BED 1 BATH	74.1 m²	7.0 m²	81.1 m²
LEVEL G					
HOPE	H-G01	1 BED 1 BATH	60.0 m²	14.3 m²	74.3 m²
HOPE	H-G02	3 BED 2 BATH	132.4 m²	142.2 m²	274.6 m²
HOPE	H-G03	2 BED 2 BATH	82.0 m²	45.6 m²	127.6 m²
HOPE	H-G04	1 BED 1 BATH	56.5 m²	73.4 m²	129.9 m²
HOPE	H-G05	3 BED 2 BATH	133.7 m²	55.5 m²	189.2 m²
LEVEL 1					
HOPE	H-101	1 BED 1 BATH	59.5 m²	13.3 m²	72.8 m²
HOPE	H-102	2 BED 2 BATH	85.2 m²	10.7 m²	95.9 m²
HOPE	H-103	3 BED 2 BATH	132.5 m²	11.8 m²	144.3 m²
HOPE	H-104	2 BED 2 BATH	101.5 m²	11.5 m²	112.9 m²
HOPE	H-105	2 BED 2 BATH	98.7 m²	7.7 m²	106.4 m²
HOPE	H-106	2 BED 1.5 BATH	87.0 m²	7.2 m²	94.2 m²
LEVEL 2					
HOPE	H-201	1 BED 1 BATH	59.5 m²	13.3 m²	72.8 m²
HOPE	H-202	2 BED 2 BATH	85.2 m²	10.7 m²	95.9 m²
HOPE	H-203	3 BED 2 BATH	132.5 m²	11.8 m²	144.3 m²
HOPE	H-204	2 BED 2 BATH	101.5 m²	11.5 m²	112.9 m²
HOPE	H-205	2 BED 2 BATH	98.7 m²	7.7 m²	106.4 m²
HOPE	H-206	2 BED 1.5 BATH	87.0 m²	7.2 m²	94.2 m²
LEVEL 3					
HOPE	H-301	1 BED 1 BATH	59.1 m²	13.3 m²	72.4 m²
HOPE	H-302	3 BED 2 BATH	134.7 m²	32.8 m²	167.5 m²
HOPE	H-303	3 BED 2 BATH	140.1 m²	20.1 m²	160.2 m²
HOPE	H-304	2 BED 1.5 BATH	87.0 m²	7.2 m²	94.2 m²

Development Summary

Site Information		
Site Area	4245m²	
Site Coverage	5612m²	59%
Site Permeability	1230m²	29%
Building Programme		
Studio Apartments	4	5%
1 Bedroom Apartments	27	31%
2 Bedroom Apartments	46	52%
3 Bedroom Apartments	11	12%
Total Apartments	88	
Transport		
Car Parking Spaces	89	
Bicycle Spaces		
Residential	18	
Residential Visitor	10	
Total Bicycle Spaces	28	

Unit Mix

BUILDING	MIX	COUNT	PERCENTAGE
AUTUMN	1 BED 1 BATH	22	25%
AUTUMN	2 BED 1 BATH	14	16%
AUTUMN	2 BED 2 BATH	22	25%
AUTUMN	3 BED 2 BATH	5	6%
AUTUMN	STUDIO	4	5%
AUTUMN: 67		67	76%
HOPE	1 BED 1 BATH	5	6%
HOPE	2 BED 1.5 BATH	3	3%
HOPE	2 BED 2 BATH	7	8%
HOPE	3 BED 2 BATH	6	7%
HOPE: 21		21	24%
Grand total: 88		88	100%

AUSTIN MAYNARD ARCHITECTS

DIRECTORS ANDREW MAYNARD & MARK AUSTIN

LEVEL 1, 458 SWANSTON STREET,
CARLTON VIC 3053

WWW.MAYNARDARCHITETS.COM
HELLO@MAYNARDARCHITECTS.COM

0497 020 635

ABN: 1911 74 80 636

REGISTERED VICTORIAN ARCHITECT 51303

AUSTIN MAYNARD ARCHITECTS IS THE TRADING NAME OF ANDREW MAYNARD ARCHITECTS PTY LTD

© ANDREW MAYNARD ARCHITECTS THESE DRAWINGS ARE THE COPYRIGHT OF ANDREW MAYNARD ARCHITECTS PTY LTD AND ARE NOT TO BE REPRODUCED WITHOUT WRITTEN APPROVAL.

FIGURED DIMENSIONS TAKE PRECEDENCE OVER SCALED. IF REQUIRED, CONTACT ARCHITECTS FOR FURTHER INFORMATION

This copied document to be made available for the sole purpose of enabling its consideration and review as part of a planning process under the Planning and Environment Act 1987. The document must not be used for any purpose which may breach any copyright

ADVERTISED PLAN

C 04.09.26 AMENDMENT MS
DATE REVISION NOTE BY

project name
HOPE & AUTUMN

traditional owners
WADAWURRUNG PEOPLE

project address
51-53 HOPE & 66-76 AUTUMN ST, GEELONG WEST 3218

client
UP PROPERTY

stage
FOR PLANNING APPROVAL

drawing
PLAN - SITE CONTEXT

AM.A project number — scale @ A1
240516

print date
4/09/2026 3:06:38 PM

Cloud Models:I:\HOPE & AUTUMN REC\IT\240516 Hope & Autumn Revised Scheme.rvt

A 001 **C**

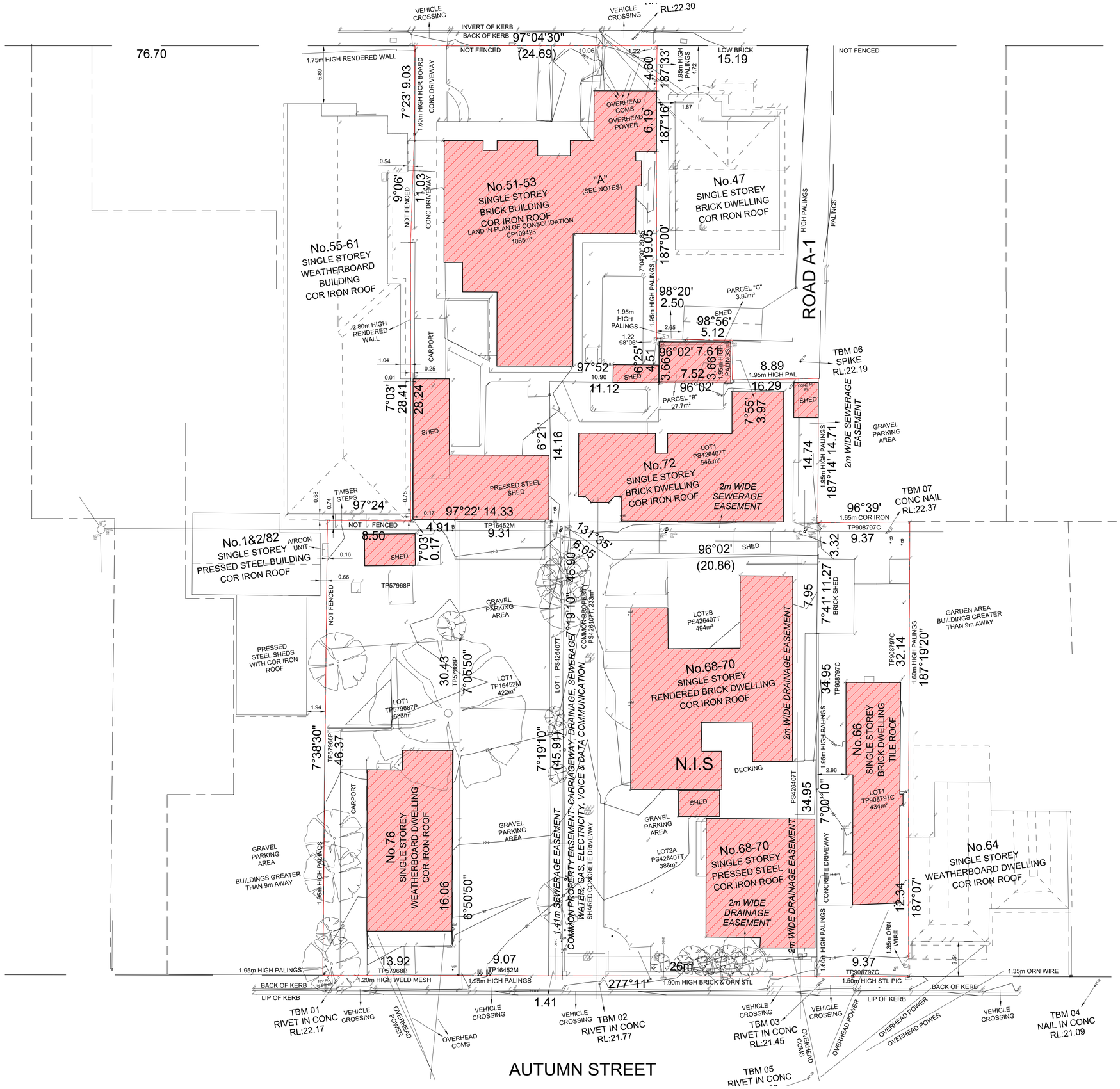

AUSTIN MAYNARD ARCHITECTS

DIRECTORS ANDREW MAYNARD & MARK AUSTIN

LEVEL 1, 458 SWANSTON STREET,
CARLTON VIC 3053

WWW.MAYNARDARCHITETS.COM
HELLO@MAYNARDARCHITECTS.COM

0497 020 635

ABN: 1911 74 80 636

REGISTERED VICTORIAN ARCHITECT 51303

AUSTIN MAYNARD ARCHITECTS IS THE TRADING NAME OF ANDREW MAYNARD ARCHITECTS PTY LTD

© ANDREW MAYNARD ARCHITECTS THESE DRAWINGS ARE THE COPYRIGHT OF ANDREW MAYNARD ARCHITECTS PTY LTD AND ARE NOT TO BE REPRODUCED WITHOUT WRITTEN APPROVAL.

FIGURED DIMENSIONS TAKE PRECEDENCE OVER SCALED. IF REQUIRED, CONTACT ARCHITECTS FOR FURTHER INFORMATION

ADVERTISED PLAN

This copied document to be made available for the sole purpose of enabling its consideration and review as part of a planning process under the Planning and Environment Act 1987. The document must not be used for any purpose which may breach any copyright

#	DATE	REVISION NOTE	BY
C	04.09.26	AMENDMENT	MS

project name

HOPE & AUTUMN

traditional owners

WADAWURRUNG PEOPLE

project address

51-53 HOPE & 66-76 AUTUMN ST, GEELONG WEST 3218

client

UP PROPERTY

stage

FOR PLANNING APPROVAL

drawing

EXISTING CONDITIONS & DEMOLITION PLAN

AM A project number: **240516**

scale @ A1: **1 : 200**

print date

4/09/2026 3:06:42 PM

Cloud Models:\HOPE & AUTUMN REC\UT240516 Hope & Autumn Revised Scheme.rvt

A 002 C

ADVERTISED
PLAN

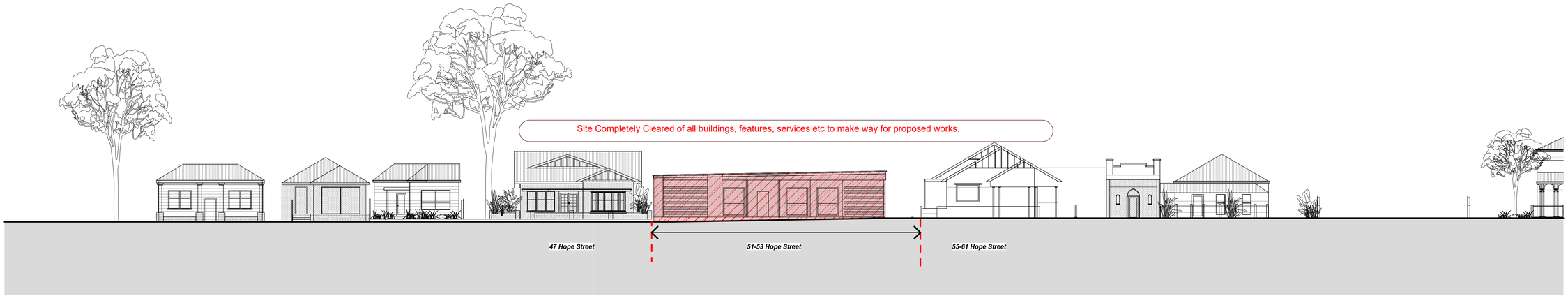

Demolition Elevation | Hope Street Context

This copied document to be made available for the sole purpose of enabling its consideration and review as part of a planning process under the Planning and Environment Act 1987. The document must not be used for any purpose which may breach any copyright

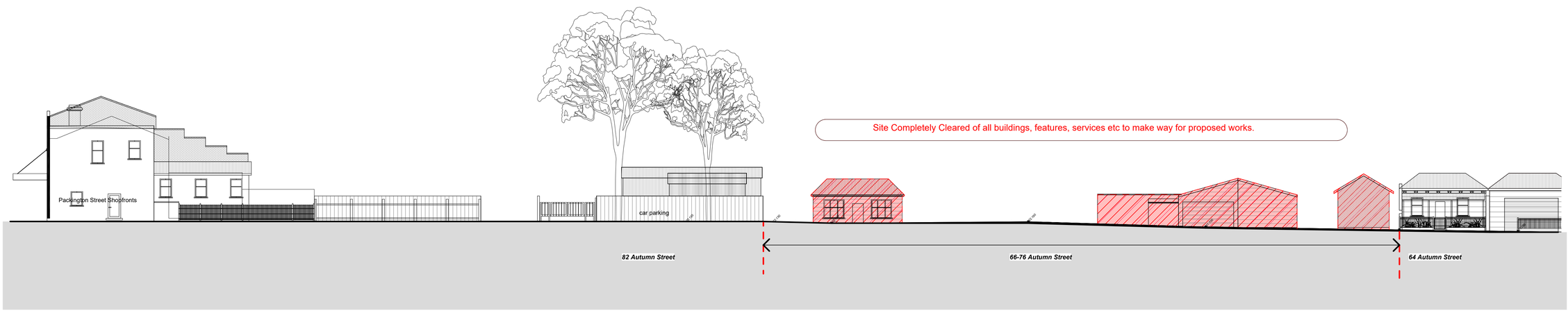

Demolition Elevation | Autumn Street Context

AUSTIN MAYNARD ARCHITECTS

DIRECTORS ANDREW MAYNARD & MARK AUSTIN

LEVEL 1, 458 SWANSTON STREET,
CARLTON VIC 3053

WWW.MAYNARDARCHITETS.COM
HELLO@MAYNARDARCHITECTS.COM

0497 020 635

ABN: 1911 74 80 636

REGISTERED VICTORIAN ARCHITECT 51303

AUSTIN MAYNARD ARCHITECTS IS THE TRADING NAME OF ANDREW MAYNARD ARCHITECTS PTY LTD

© ANDREW MAYNARD ARCHITECTS THESE DRAWINGS ARE THE COPYRIGHT OF ANDREW MAYNARD ARCHITECTS PTY LTD AND ARE NOT TO BE REPRODUCED WITHOUT WRITTEN APPROVAL.

FIGURED DIMENSIONS TAKE PRECEDENCE OVER SCALED. IF REQUIRED, CONTACT ARCHITECTS FOR FURTHER INFORMATION

#	DATE	REVISION NOTE	BY
C	04.09.26	AMENDMENT	MS

project name

HOPE & AUTUMN

traditional owners

WADAWURRUNG PEOPLE

project address

51-53 HOPE & 66-76 AUTUMN ST, GEELONG WEST 3218

client

UP PROPERTY

stage

FOR PLANNING APPROVAL

drawing

EXISTING CONDITIONS & DEMOLITION ELEVATIONS

AM.A project number

240516

scale @ A1

1 : 200

print date

4/09/2026 3:06:43 PM

Cloud Models:\HOPE & AUTUMN RECUT\240516 Hope & Autumn Revised Scheme.rvt

A 003 C


HOPE STREET
AUTUMN STREET
DASHED RED LINE OF BASEMENT UNDER
SUBSTATION
VISITOR BIKE PARKING
ENTRY
ENTRY FOYER
H-G01
H-G02
H-G03
H-G04
H-G05
4 RESIDENT BIKE PARKING SPACES
57 HOPE STREET
52 HOPE STREET
SHARED LANE
P.O.S
WELLNESS
GARDEN SHED
COMMON GARDEN & OUTDOOR KITCHEN 452M2
A-G01
A-G02
A-G03
A-G04
A-G05
A-G06
A-G07
A-G08
A-G09
A-G10
A-G11
BIKE REPAIR STATION
14 RESIDENT BIKE PARKING SPACES
VISITOR BIKE PARKING
BIN CHUTES
FIRE TANKS OVER RAMP
RAMP ACCESS
PRIMARY ENTRY
FIRE SERVICES
COMMON PROPERTY OVER SEWERAGE EASEMENT
CONCRETE CAR PARK
14KL RAIN WATER STORAGE IN TANKS
82 AUTUMN STREET GRAVEL CAR PARK
GARAGE DOOR TO BE 50% PERFORATED FOR VENTILATION
FEATURE PAVING TO BASEMENT ENTRY
2x2.5 sight triangle
54 AUTUMN STREET
STORM WATER DETENTION TANKS
RL: 22.70
RL: 22.90
A 201
A 202
A 203
A 204
A 205
A 206
A 207
A 208
A 301
A 302
A 303
H-N
H-W
H-E
H-S
A-N
A-W
A-E
A-S
Y
Z
X
S
N
1
2
4800
4100
4630
1250
3550
4250
12350
7700
4210
7310
16260
8620
3000
4010
3690
4130
3190
4010
12250
5450
3180
23970
16590
16960
18420
17000
10200
15200
8700
3360
3600
5160
3920
3840
2090
2310
3500
5420
4970
7200
7160
4700
5720
2500
1500
2000
4400
3600
5400
6500
5600
4050
1200
1400
1800
1800
1800



LEVEL ONE PLAN
1 : 200

GENERAL NOTES:

1. THESE DRAWINGS ARE TO BE READ IN CONJUNCTION WITH THE URBAN CONTEXT REPORT PREPARED BY AUSTIN MAYNARD ARCHITECTS, AND THE FOLLOWING CONSULTANT TEAM REPORTS;

PLANNING REPORT
TRACT

SUSTAINABILITY MANAGEMENT PLAN
GIW ENVIRONMENTAL SOLUTIONS

LANDSCAPE ARCHITECT DESIGN
PLUME STUDIO

TRAFFIC ENGINEERING ASSESSMENT
GREEN TRAVEL PLAN
WASTE MANAGEMENT PLAN
TRAFFIX GROUP

TITLE RE-ESTABLISHMENT & FEATURE SURVEY
SWANSON SURVEYING

ARBORIST REPORT
TREE LOGIC

2. ALL POS AREAS TO BE PROVIDED WITH A GARDEN TAP, STORMWATER DRAINAGE & A WEATHERPROOF ELECTRICITY OUTLET

3. ALL LANDSCAPING AREAS ARE TO BE IRRIGATED. THE IRRIGATION SYSTEM IS TO BE SUPPLIED WITH WATER COLLECTED ONSITE.

4. ALL ROOF AREAS, EXCLUDING BALCONIES, ARE TO BE DIRECTED INTO THE RAIN WATER TANKS LOCATED EITHER ON GROUND OR IN THE BASEMENT. REFER TO STORM ASSESSMENT.

5. RAINWATER TANKS TO BE USED FOR IRRIGATION AND WC FLUSHING. REFER SMP.

6. REFER TO THE SMP FOR WELS RATINGS OF PLUMBING FIXTURES.

7. REFER TO THE SMP FOR NATHERS RATINGS OF THE PROPOSED APARTMENTS.

8. REFER TO THE SMP FOR WATTAGE PER M² REQUIREMENTS FOR THE APARTMENT AREAS.

9. ALL EXTERNAL LIGHTS ARE TO BE ON MOTION SENSORS, INCLUDING THOSE WITHIN THE BASEMENT.

10. REFER TO THE SMP FOR DETAILS OF CROSS VENTILATION COMPLIANCE UNDER BESS.

11. ALL PARKING BAYS TO HAVE ACCESS TO EV CHARGING VIA A LOAD MANAGEMENT DEVICE.

12. UTILITY METERS TO BE PROVIDED FOR ALL INDIVIDUAL DWELLINGS. ALL MAJOR COMMON AREA SERVICES TO BE SEPARATELY SUB-METERED. REFER SMP

PLAN KEY:
B. = BED
F. = FRIDGE
D. = DRYER DW. = DISHWASHER
P. = PANTRY
S. = STORE
L. = LAUNDRY
HW = HABITABLE ROOM WINDOW
O. = OVEN
WM. = WASHING MACHINE

This copied document to be made available for the sole purpose of enabling its consideration and review as part of a planning process under the Planning and Environment Act 1987. The document must not be used for any purpose which may breach any copyright

AUSTIN MAYNARD ARCHITECTS

DIRECTORS ANDREW MAYNARD & MARK AUSTIN

LEVEL 1, 458 SWANSTON STREET,
CARLTON VIC 3053

WWW.MAYNARDARCHITETS.COM
HELLO@MAYNARDARCHITECTS.COM

0497 020 635

ABN: 1911 74 80 636

REGISTERED VICTORIAN ARCHITECT 51303

AUSTIN MAYNARD ARCHITECTS IS THE TRADING NAME OF ANDREW MAYNARD ARCHITECTS PTY LTD

© ANDREW MAYNARD ARCHITECTS THESE DRAWINGS ARE THE COPYRIGHT OF ANDREW MAYNARD ARCHITECTS PTY LTD AND ARE NOT TO BE REPRODUCED WITHOUT WRITTEN APPROVAL.

FIGURED DIMENSIONS TAKE PRECEDENCE OVER SCALED. IF REQUIRED, CONTACT ARCHITECTS FOR FURTHER INFORMATION

ADVERTISED PLAN

#	DATE	REVISION NOTE	BY
C	04.09.26	AMENDMENT	MS

project name
HOPE & AUTUMN

traditional owners
WADAWURRUNG PEOPLE

project address
51-53 HOPE & 66-76 AUTUMN ST, GEELONG WEST 3218

client
UP PROPERTY

stage
FOR PLANNING APPROVAL

drawing
PLAN - LEVEL ONE

AM.A project number
240516

scale @ A1
As indicated

print date
4/09/2026 3:06:52 PM

Cloud:Models:I:HOPE & AUTUMN REC\T\240516 Hope & Autumn Revised Scheme.rvt

A 102 C

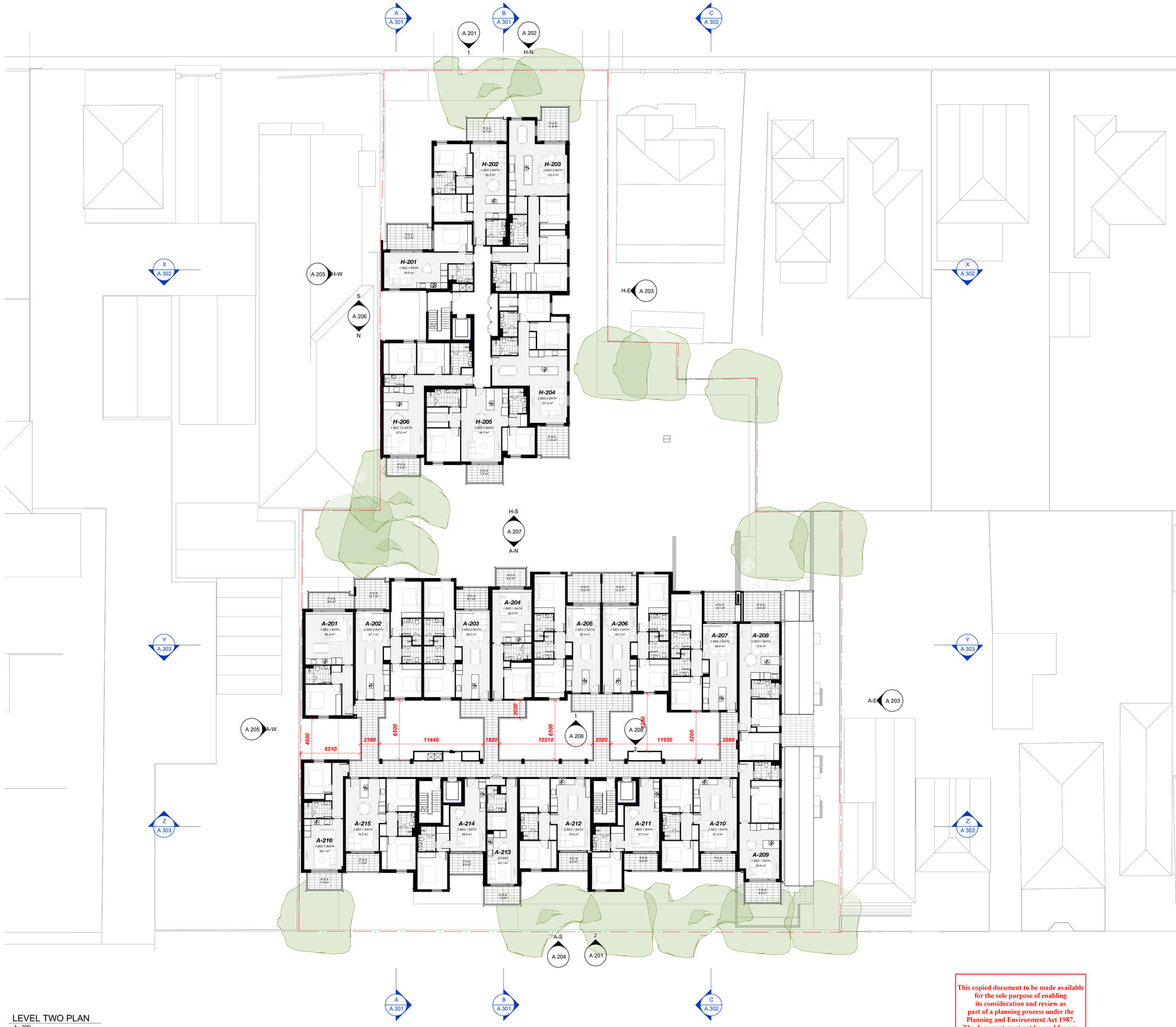

LEVEL TWO PLAN
1 : 200

GENERAL NOTES:

1. THESE DRAWINGS ARE TO BE READ IN CONJUNCTION WITH THE URBAN CONTEXT REPORT PREPARED BY AUSTIN MAYNARD ARCHITECTS, AND THE FOLLOWING CONSULTANT TEAM REPORTS;

PLANNING REPORT
TRACT

SUSTAINABILITY MANAGEMENT PLAN
GIW ENVIRONMENTAL SOLUTIONS

LANDSCAPE ARCHITECT DESIGN
PLUME STUDIO

TRAFFIC ENGINEERING ASSESSMENT
GREEN TRAVEL PLAN
WASTE MANAGEMENT PLAN
TRAFFIX GROUP

TITLE RE-ESTABLISHMENT & FEATURE SURVEY
SWANSON SURVEYING

ARBORIST REPORT
TREE LOGIC

2. ALL POS AREAS TO BE PROVIDED WITH A GARDEN TAP, STORMWATER DRAINAGE & A WEATHERPROOF ELECTRICITY OUTLET

3. ALL LANDSCAPING AREAS ARE TO BE IRRIGATED. THE IRRIGATION SYSTEM IS TO BE SUPPLIED WITH WATER COLLECTED ONSITE.

4. ALL ROOF AREAS, EXCLUDING BALCONIES, ARE TO BE DIRECTED INTO THE RAIN WATER TANKS LOCATED EITHER ON GROUND OR IN THE BASEMENT. REFER TO STORM ASSESSMENT.

5. RAINWATER TANKS TO BE USED FOR IRRIGATION AND WC FLUSHING. REFER SMP.

6. REFER TO THE SMP FOR WELS RATINGS OF PLUMBING FIXTURES.

7. REFER TO THE SMP FOR NATHERS RATINGS OF THE PROPOSED APARTMENTS.

8. REFER TO THE SMP FOR WATTAGE PER M² REQUIREMENTS FOR THE APARTMENT AREAS.

9. ALL EXTERNAL LIGHTS ARE TO BE ON MOTION SENSORS, INCLUDING THOSE WITHIN THE BASEMENT.

10. REFER TO THE SMP FOR DETAILS OF CROSS VENTILATION COMPLIANCE UNDER BESS.

11. ALL PARKING BAYS TO HAVE ACCESS TO EV CHARGING VIA A LOAD MANAGEMENT DEVICE.

12. UTILITY METERS TO BE PROVIDED FOR ALL INDIVIDUAL DWELLINGS. ALL MAJOR COMMON AREA SERVICES TO BE SEPARATELY SUB-METERED. REFER SMP

PLAN KEY:
B. = BED
F. = FRIDGE
D. = DRYER DW. = DISHWASHER
P. = PANTRY
S. = STORE
L. = LAUNDRY
HW = HABITABLE ROOM WINDOW
O. = OVEN
WM. = WASHING MACHINE

This copied document to be made available for the sole purpose of enabling its consideration and review as part of a planning process under the Planning and Environment Act 1987. The document must not be used for any purpose which may breach any copyright

AUSTIN MAYNARD ARCHITECTS

DIRECTORS ANDREW MAYNARD & MARK AUSTIN

LEVEL 1, 458 SWANSTON STREET,
CARLTON VIC 3053

WWW.MAYNARDARCHITETS.COM
HELLO@MAYNARDARCHITECTS.COM

0497 020 635

ABN: 1911 74 80 636

REGISTERED VICTORIAN ARCHITECT 51303

AUSTIN MAYNARD ARCHITECTS IS THE TRADING NAME OF ANDREW MAYNARD ARCHITECTS PTY LTD

© ANDREW MAYNARD ARCHITECTS THESE DRAWINGS ARE THE COPYRIGHT OF ANDREW MAYNARD ARCHITECTS PTY LTD AND ARE NOT TO BE REPRODUCED WITHOUT WRITTEN APPROVAL.

FIGURED DIMENSIONS TAKE PRECEDENCE OVER SCALED. IF REQUIRED, CONTACT ARCHITECTS FOR FURTHER INFORMATION

ADVERTISED PLAN

#	DATE	REVISION NOTE	BY
C	04.09.26	AMENDMENT	MS

project name
HOPE & AUTUMN

traditional owners
WADAWURRUNG PEOPLE

project address
51-53 HOPE & 66-76 AUTUMN ST, GEELONG WEST 3218

client
UP PROPERTY

stage
FOR PLANNING APPROVAL

drawing
PLAN - LEVEL TWO

AM.A project number
240516

scale @ A1
As indicated

print date
4/09/2026 3:06:56 PM

Cloud Models:/HOPE & AUTUMN REC/UT/240516 Hope & Autumn Revised Scheme.rvt

A 103 C



LEVEL THREE PLAN
1 : 200

GENERAL NOTES:

1. THESE DRAWINGS ARE TO BE READ IN CONJUNCTION WITH THE URBAN CONTEXT REPORT PREPARED BY AUSTIN MAYNARD ARCHITECTS, AND THE FOLLOWING CONSULTANT TEAM REPORTS;

PLANNING REPORT
TRACT

SUSTAINABILITY MANAGEMENT PLAN
GIW ENVIRONMENTAL SOLUTIONS

LANDSCAPE ARCHITECT DESIGN
PLUME STUDIO

TRAFFIC ENGINEERING ASSESSMENT
GREEN TRAVEL PLAN
WASTE MANAGEMENT PLAN
TRAFFIX GROUP

TITLE RE-ESTABLISHMENT & FEATURE SURVEY
SWANSON SURVEYING

ARBORIST REPORT
TREE LOGIC

2. ALL POS AREAS TO BE PROVIDED WITH A GARDEN TAP, STORMWATER DRAINAGE & A WEATHERPROOF ELECTRICITY OUTLET

3. ALL LANDSCAPING AREAS ARE TO BE IRRIGATED. THE IRRIGATION SYSTEM IS TO BE SUPPLIED WITH WATER COLLECTED ONSITE.

4. ALL ROOF AREAS, EXCLUDING BALCONIES, ARE TO BE DIRECTED INTO THE RAIN WATER TANKS LOCATED EITHER ON GROUND OR IN THE BASEMENT. REFER TO STORM ASSESSMENT.

5. RAINWATER TANKS TO BE USED FOR IRRIGATION AND WC FLUSHING. REFER SMP.

6. REFER TO THE SMP FOR WELS RATINGS OF PLUMBING FIXTURES.

7. REFER TO THE SMP FOR NATHERS RATINGS OF THE PROPOSED APARTMENTS.

8. REFER TO THE SMP FOR WATTAGE PER M² REQUIREMENTS FOR THE APARTMENT AREAS.

9. ALL EXTERNAL LIGHTS ARE TO BE ON MOTION SENSORS, INCLUDING THOSE WITHIN THE BASEMENT.

10. REFER TO THE SMP FOR DETAILS OF CROSS VENTILATION COMPLIANCE UNDER BESS.

11. ALL PARKING BAYS TO HAVE ACCESS TO EV CHARGING VIA A LOAD MANAGEMENT DEVICE.

12. UTILITY METERS TO BE PROVIDED FOR ALL INDIVIDUAL DWELLINGS. ALL MAJOR COMMON AREA SERVICES TO BE SEPARATELY SUB-METERED. REFER SMP

PLAN KEY:
B. = BED
F. = FRIDGE
D. = DRYER DW. = DISHWASHER
P. = PANTRY
S. = STORE
L. = LAUNDRY
HW = HABITABLE ROOM WINDOW
O. = OVEN
WM. = WASHING MACHINE

AUSTIN MAYNARD ARCHITECTS

DIRECTORS ANDREW MAYNARD & MARK AUSTIN

LEVEL 1, 458 SWANSTON STREET,
CARLTON VIC 3053

WWW.MAYNARDARCHITETS.COM
HELLO@MAYNARDARCHITECTS.COM

0497 020 635

ABN: 1911 74 80 636

REGISTERED VICTORIAN ARCHITECT 51303

AUSTIN MAYNARD ARCHITECTS IS THE TRADING NAME OF ANDREW MAYNARD ARCHITECTS PTY LTD

© ANDREW MAYNARD ARCHITECTS THESE DRAWINGS ARE THE COPYRIGHT OF ANDREW MAYNARD ARCHITECTS PTY LTD AND ARE NOT TO BE REPRODUCED WITHOUT WRITTEN APPROVAL.

FIGURED DIMENSIONS TAKE PRECEDENCE OVER SCALED. IF REQUIRED, CONTACT ARCHITECTS FOR FURTHER INFORMATION

This copied document to be made available for the sole purpose of enabling its consideration and review as part of a planning process under the Planning and Environment Act 1987. The document must not be used for any purpose which may breach any copyright

#	DATE	REVISION NOTE	BY
C	04.09.26	AMENDMENT	MS

project name
HOPE & AUTUMN

traditional owners
WADAWURRUNG PEOPLE

project address
51-53 HOPE & 66-76 AUTUMN ST, GEELONG WEST 3218

client
UP PROPERTY

stage
FOR PLANNING APPROVAL

drawing
PLAN - LEVEL THREE

AM.A project number
240516

scale @ A1
As indicated

print date
4/09/2026 3:06:59 PM

Cloud Models:I:\HOPE & AUTUMN REC\IT\240516 Hope & Autumn Revised Scheme.rvt

A 104 C



LEVEL FOUR PLAN
1 : 200

GENERAL NOTES:

1. THESE DRAWINGS ARE TO BE READ IN CONJUNCTION WITH THE URBAN CONTEXT REPORT PREPARED BY AUSTIN MAYNARD ARCHITECTS, AND THE FOLLOWING CONSULTANT TEAM REPORTS;

PLANNING REPORT
TRACT

SUSTAINABILITY MANAGEMENT PLAN
GIW ENVIRONMENTAL SOLUTIONS

LANDSCAPE ARCHITECT DESIGN
PLUME STUDIO

TRAFFIC ENGINEERING ASSESSMENT
GREEN TRAVEL PLAN
WASTE MANAGEMENT PLAN
TRAFFIX GROUP

TITLE RE-ESTABLISHMENT & FEATURE SURVEY
SWANSON SURVEYING

ARBORIST REPORT
TREE LOGIC

2. ALL POS AREAS TO BE PROVIDED WITH A GARDEN TAP, STORMWATER DRAINAGE & A WEATHERPROOF ELECTRICITY OUTLET

3. ALL LANDSCAPING AREAS ARE TO BE IRRIGATED. THE IRRIGATION SYSTEM IS TO BE SUPPLIED WITH WATER COLLECTED ONSITE.

4. ALL ROOF AREAS, EXCLUDING BALCONIES, ARE TO BE DIRECTED INTO THE RAIN WATER TANKS LOCATED EITHER ON GROUND OR IN THE BASEMENT. REFER TO STORM ASSESSMENT.

5. RAINWATER TANKS TO BE USED FOR IRRIGATION AND WC FLUSHING. REFER SMP.

6. REFER TO THE SMP FOR WELS RATINGS OF PLUMBING FIXTURES.

7. REFER TO THE SMP FOR NATHERS RATINGS OF THE PROPOSED APARTMENTS.

8. REFER TO THE SMP FOR WATTAGE PER M² REQUIREMENTS FOR THE APARTMENT AREAS.

9. ALL EXTERNAL LIGHTS ARE TO BE ON MOTION SENSORS, INCLUDING THOSE WITHIN THE BASEMENT.

10. REFER TO THE SMP FOR DETAILS OF CROSS VENTILATION COMPLIANCE UNDER BESS.

11. ALL PARKING BAYS TO HAVE ACCESS TO EV CHARGING VIA A LOAD MANAGEMENT DEVICE.

12. UTILITY METERS TO BE PROVIDED FOR ALL INDIVIDUAL DWELLINGS. ALL MAJOR COMMON AREA SERVICES TO BE SEPARATELY SUB-METERED. REFER SMP

PLAN KEY:
B. = BED
F. = FRIDGE
D. = DRYER DW. = DISHWASHER
P. = PANTRY
S. = STORE
L. = LAUNDRY
HW = HABITABLE ROOM WINDOW
O. = OVEN
WM. = WASHING MACHINE

AUSTIN MAYNARD ARCHITECTS

DIRECTORS ANDREW MAYNARD & MARK AUSTIN

LEVEL 1, 458 SWANSTON STREET,
CARLTON VIC 3053

WWW.MAYNARDARCHITETS.COM
HELLO@MAYNARDARCHITECTS.COM

0497 020 635

ABN: 1911 74 80 636

REGISTERED VICTORIAN ARCHITECT 51303

AUSTIN MAYNARD ARCHITECTS IS THE TRADING NAME OF ANDREW MAYNARD ARCHITECTS PTY LTD

© ANDREW MAYNARD ARCHITECTS THESE DRAWINGS ARE THE COPYRIGHT OF ANDREW MAYNARD ARCHITECTS PTY LTD AND ARE NOT TO BE REPRODUCED WITHOUT WRITTEN APPROVAL.

FIGURED DIMENSIONS TAKE PRECEDENCE OVER SCALED. IF REQUIRED, CONTACT ARCHITECTS FOR FURTHER INFORMATION

This copied document to be made available for the sole purpose of enabling its consideration and review as part of a planning process under the Planning and Environment Act 1987. The document must not be used for any purpose which may breach any copyright

#	DATE	REVISION NOTE	BY
C	04.09.26	AMENDMENT	MS

project name
HOPE & AUTUMN

traditional owners
WADAWURRUNG PEOPLE

project address
51-53 HOPE & 66-76 AUTUMN ST, GEELONG WEST 3218

client
UP PROPERTY

stage
FOR PLANNING APPROVAL

drawing
PLAN - LEVEL FOUR

AM.A project number
240516

scale @ A1
As indicated

print date
4/9/2026 3:07:01 PM

Cloud Models:I:\HOPE & AUTUMN REC\LT\240516 Hope & Autumn Revised Scheme.rvt

A 105 C

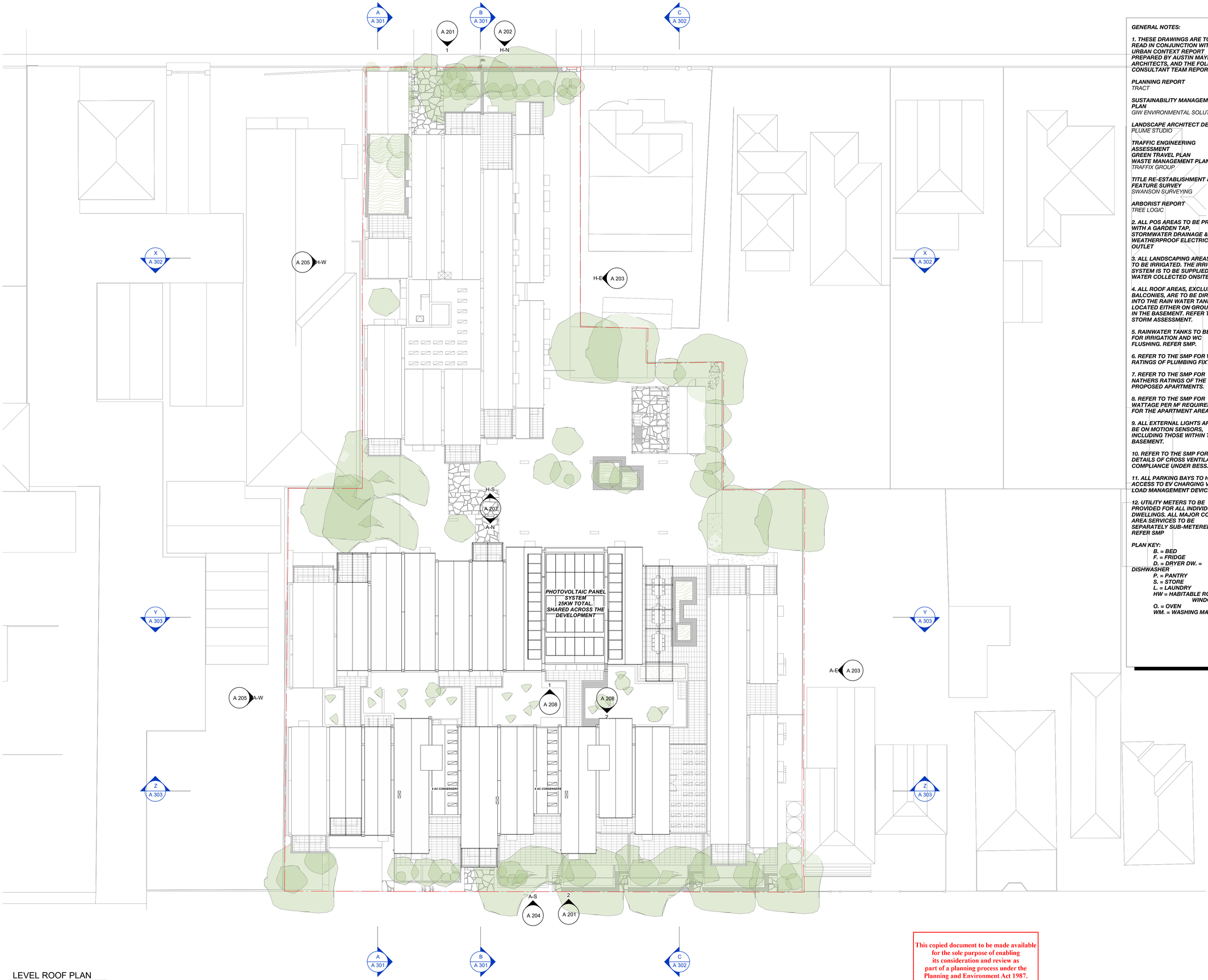

LEVEL ROOF PLAN
1 : 200

GENERAL NOTES:

1. THESE DRAWINGS ARE TO BE READ IN CONJUNCTION WITH THE URBAN CONTEXT REPORT PREPARED BY AUSTIN MAYNARD ARCHITECTS, AND THE FOLLOWING CONSULTANT TEAM REPORTS;

PLANNING REPORT
TRACT

SUSTAINABILITY MANAGEMENT PLAN
GIW ENVIRONMENTAL SOLUTIONS

LANDSCAPE ARCHITECT DESIGN
PLUME STUDIO

TRAFFIC ENGINEERING ASSESSMENT
GREEN TRAVEL PLAN
WASTE MANAGEMENT PLAN
TRAFFIX GROUP

TITLE RE-ESTABLISHMENT & FEATURE SURVEY
SWANSON SURVEYING

ARBORIST REPORT
TREE LOGIC

2. ALL POS AREAS TO BE PROVIDED WITH A GARDEN TAP, STORMWATER DRAINAGE & A WEATHERPROOF ELECTRICITY OUTLET

3. ALL LANDSCAPING AREAS ARE TO BE IRRIGATED. THE IRRIGATION SYSTEM IS TO BE SUPPLIED WITH WATER COLLECTED ONSITE.

4. ALL ROOF AREAS, EXCLUDING BALCONIES, ARE TO BE DIRECTED INTO THE RAIN WATER TANKS LOCATED EITHER ON GROUND OR IN THE BASEMENT. REFER TO STORM ASSESSMENT.

5. RAINWATER TANKS TO BE USED FOR IRRIGATION AND WC FLUSHING. REFER SMP.

6. REFER TO THE SMP FOR WELS RATINGS OF PLUMBING FIXTURES.

7. REFER TO THE SMP FOR NATHERS RATINGS OF THE PROPOSED APARTMENTS.

8. REFER TO THE SMP FOR WATTAGE PER M² REQUIREMENTS FOR THE APARTMENT AREAS.

9. ALL EXTERNAL LIGHTS ARE TO BE ON MOTION SENSORS, INCLUDING THOSE WITHIN THE BASEMENT.

10. REFER TO THE SMP FOR DETAILS OF CROSS VENTILATION COMPLIANCE UNDER BESS.

11. ALL PARKING BAYS TO HAVE ACCESS TO EV CHARGING VIA A LOAD MANAGEMENT DEVICE.

12. UTILITY METERS TO BE PROVIDED FOR ALL INDIVIDUAL DWELLINGS. ALL MAJOR COMMON AREA SERVICES TO BE SEPARATELY SUB-METERED. REFER SMP

PLAN KEY:
B. = BED
F. = FRIDGE
D. = DRYER DW. = DISHWASHER
P. = PANTRY
S. = STORE
L. = LAUNDRY
HW = HABITABLE ROOM WINDOW
O. = OVEN
WM. = WASHING MACHINE

This copied document to be made available for the sole purpose of enabling its consideration and review as part of a planning process under the Planning and Environment Act 1987. The document must not be used for any purpose which may breach any copyright

AUSTIN MAYNARD ARCHITECTS

DIRECTORS ANDREW MAYNARD & MARK AUSTIN

LEVEL 1, 458 SWANSTON STREET,
CARLTON VIC 3053

WWW.MAYNARDARCHITETS.COM
HELLO@MAYNARDARCHITECTS.COM

0497 020 635

ABN: 1911 74 80 636

REGISTERED VICTORIAN ARCHITECT 51303

AUSTIN MAYNARD ARCHITECTS IS THE TRADING NAME OF ANDREW MAYNARD ARCHITECTS PTY LTD

© ANDREW MAYNARD ARCHITECTS THESE DRAWINGS ARE THE COPYRIGHT OF ANDREW MAYNARD ARCHITECTS PTY LTD AND ARE NOT TO BE REPRODUCED WITHOUT WRITTEN APPROVAL.

FIGURED DIMENSIONS TAKE PRECEDENCE OVER SCALED. IF REQUIRED, CONTACT ARCHITECTS FOR FURTHER INFORMATION

ADVERTISED PLAN

#	DATE	REVISION NOTE	BY
C	04.09.26	AMENDMENT	MS

project name
HOPE & AUTUMN

traditional owners
WADAWURRUNG PEOPLE

project address
51-53 HOPE & 66-76 AUTUMN ST, GEELONG WEST 3218

client
UP PROPERTY

stage
FOR PLANNING APPROVAL

drawing
PLAN - ROOF PLAN

AM.A project number
240516

scale @ A1
As indicated

print date
4/09/2026 3:07:08 PM

Cloud Models://HOPE & AUTUMN REC/T/240516 Hope & Autumn Revised Scheme.rvt

A 106 C

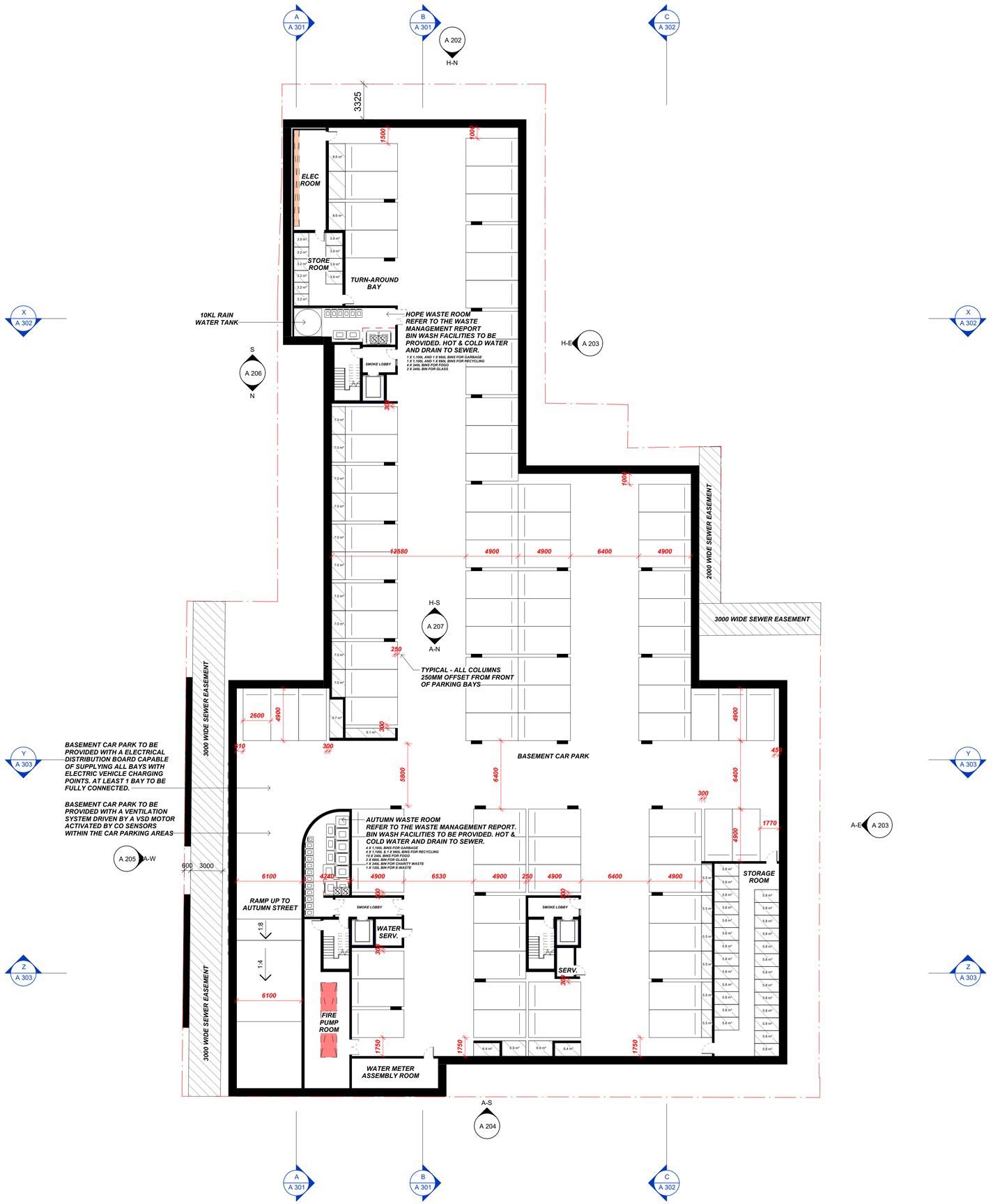

ADVERTISED PLAN

This copied document to be made available for the sole purpose of enabling its consideration and review as part of a planning process under the Planning and Environment Act 1987. The document must not be used for any purpose which may breach any copyright

Basement Level Floor Plan
1 : 200

GENERAL NOTES:

1. THESE DRAWINGS ARE TO BE READ IN CONJUNCTION WITH THE URBAN CONTEXT REPORT PREPARED BY AUSTIN MAYNARD ARCHITECTS, AND THE FOLLOWING CONSULTANT TEAM REPORTS;

PLANNING REPORT
TRACT

SUSTAINABILITY MANAGEMENT PLAN
GIW ENVIRONMENTAL SOLUTIONS

LANDSCAPE ARCHITECT DESIGN
PLUME STUDIO

TRAFFIC ENGINEERING ASSESSMENT
GREEN TRAVEL PLAN
WASTE MANAGEMENT PLAN
TRAFFIX GROUP

TITLE RE-ESTABLISHMENT & FEATURE SURVEY
SWANSON SURVEYING

ARBORIST REPORT
TREE LOGIC

2. ALL POS AREAS TO BE PROVIDED WITH A GARDEN TAP, STORMWATER DRAINAGE & A WEATHERPROOF ELECTRICITY OUTLET

3. ALL LANDSCAPING AREAS ARE TO BE IRRIGATED. THE IRRIGATION SYSTEM IS TO BE SUPPLIED WITH WATER COLLECTED ONSITE.

4. ALL ROOF AREAS, EXCLUDING BALCONIES, ARE TO BE DIRECTED INTO THE RAIN WATER TANKS LOCATED EITHER ON GROUND OR IN THE BASEMENT. REFER TO STORM ASSESSMENT.

5. RAINWATER TANKS TO BE USED FOR IRRIGATION AND WC FLUSHING. REFER SMP.

6. REFER TO THE SMP FOR WELS RATINGS OF PLUMBING FIXTURES.

7. REFER TO THE SMP FOR NATHERS RATINGS OF THE PROPOSED APARTMENTS.

8. REFER TO THE SMP FOR WATTAGE PER M² REQUIREMENTS FOR THE APARTMENT AREAS.

9. ALL EXTERNAL LIGHTS ARE TO BE ON MOTION SENSORS, INCLUDING THOSE WITHIN THE BASEMENT.

10. REFER TO THE SMP FOR DETAILS OF CROSS VENTILATION COMPLIANCE UNDER BESS.

11. ALL PARKING BAYS TO HAVE ACCESS TO EV CHARGING VIA A LOAD MANAGEMENT DEVICE.

12. UTILITY METERS TO BE PROVIDED FOR ALL INDIVIDUAL DWELLINGS. ALL MAJOR COMMON AREA SERVICES TO BE SEPARATELY SUB-METERED. REFER SMP

PLAN KEY:
B. = BED
F. = FRIDGE
D. = DRYER DW. = DISHWASHER
P. = PANTRY
S. = STORE
L. = LAUNDRY
HW = HABITABLE ROOM WINDOW
O. = OVEN
WM. = WASHING MACHINE

AUSTIN MAYNARD ARCHITECTS

DIRECTORS ANDREW MAYNARD & MARK AUSTIN

LEVEL 1, 458 SWANSTON STREET,
CARLTON VIC 3053

WWW.MAYNARDARCHITETS.COM
HELLO@MAYNARDARCHITECTS.COM

0497 020 635

ABN: 1911 74 80 636

REGISTERED VICTORIAN ARCHITECT 51303

AUSTIN MAYNARD ARCHITECTS IS THE TRADING NAME OF ANDREW MAYNARD ARCHITECTS PTY LTD

© ANDREW MAYNARD ARCHITECTS THESE DRAWINGS ARE THE COPYRIGHT OF ANDREW MAYNARD ARCHITECTS PTY LTD AND ARE NOT TO BE REPRODUCED WITHOUT WRITTEN APPROVAL.

FIGURED DIMENSIONS TAKE PRECEDENCE OVER SCALED. IF REQUIRED, CONTACT ARCHITECTS FOR FURTHER INFORMATION

#	DATE	REVISION NOTE	BY
C	04.09.26	AMENDMENT	MS

project name
HOPE & AUTUMN

traditional owners
WADAWURRUNG PEOPLE

project address
51-53 HOPE & 66-76 AUTUMN ST, GEELONG WEST 3218

client
UP PROPERTY

stage
FOR PLANNING APPROVAL

drawing
PLAN - LEVEL BASEMENT

AM.A project number
240516

scale @ A1
As indicated

print date
4/09/2026 3:07:09 PM

Cloud Models:\HOPE & AUTUMN REC\UT240516 Hope & Autumn Revised Scheme.rvt

A 107 C

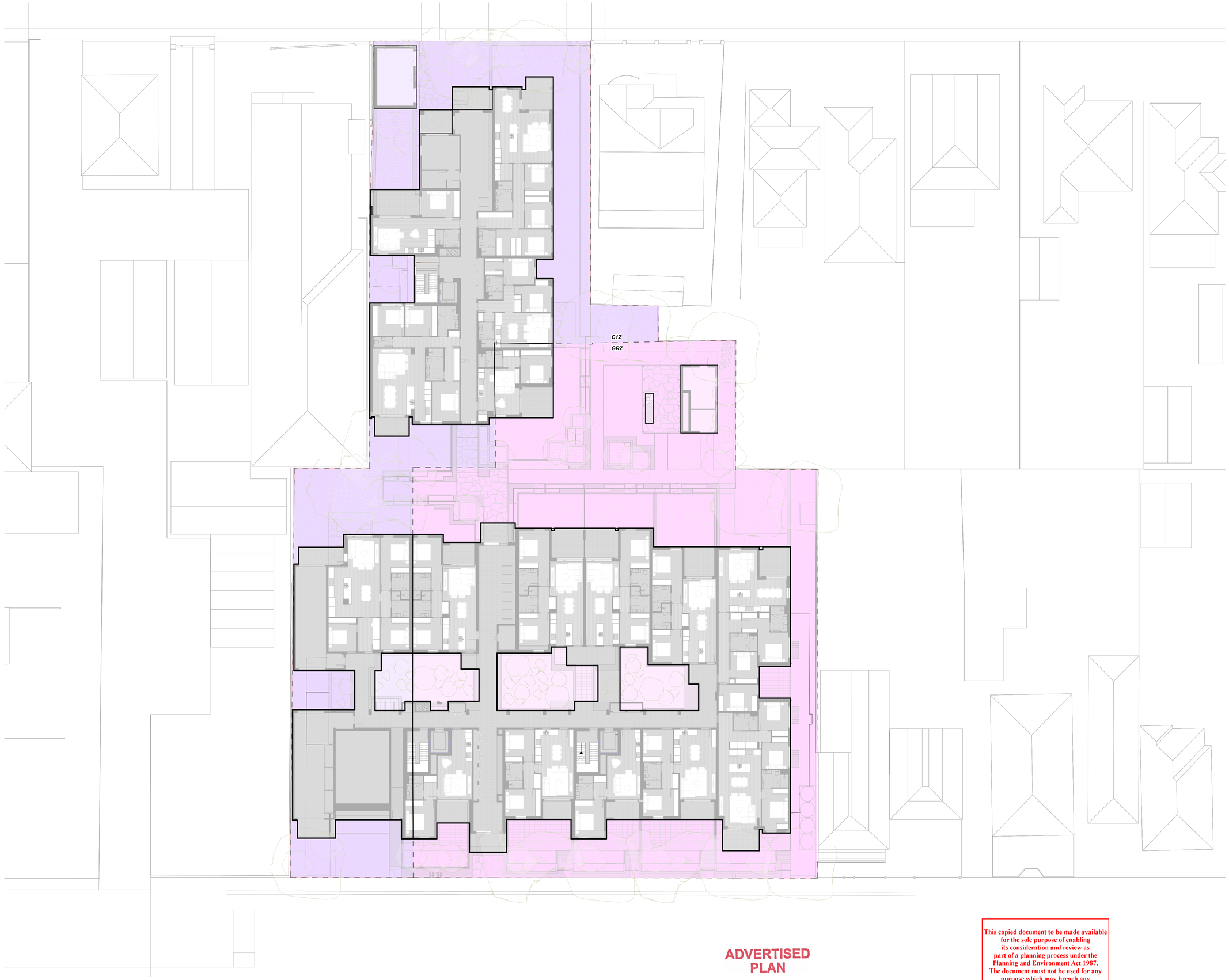

AUSTIN MAYNARD ARCHITECTS

DIRECTORS ANDREW MAYNARD & MARK AUSTIN

LEVEL 1, 458 SWANSTON STREET,
CARLTON VIC 3053

WWW.MAYNARDARCHITETS.COM
HELLO@MAYNARDARCHITECTS.COM

0497 020 635

ABN: 1911 74 80 636

REGISTERED VICTORIAN ARCHITECT 51303

AUSTIN MAYNARD ARCHITECTS IS THE TRADING NAME OF ANDREW MAYNARD ARCHITECTS PTY LTD

© ANDREW MAYNARD ARCHITECTS THESE DRAWINGS ARE THE COPYRIGHT OF ANDREW MAYNARD ARCHITECTS PTY LTD AND ARE NOT TO BE REPRODUCED WITHOUT WRITTEN APPROVAL.

FIGURED DIMENSIONS TAKE PRECEDENCE OVER SCALED. IF REQUIRED, CONTACT ARCHITECTS FOR FURTHER INFORMATION

B8: Site Coverage
GRZ maximum site coverage: 70%

GRZ Site Coverage
GRZ Site Area: 2,515m²
GRZ Site Coverage = 1,505.1m² / 59.8%

Total Site Coverage
Total Site Area: 4,245m²
Total Site Coverage = 2,561m² / 60.34%

Legend

- GRZ zoned portion of site
- C1Z zoned portion of site
- Building Outline

#	DATE	REVISION NOTE	BY
C	04.09.26	AMENDMENT	MS

project name
HOPE & AUTUMN

traditional owners
WADAWURRUNG PEOPLE

project address
51-53 HOPE & 66-76 AUTUMN ST, GEELONG WEST 3218

client
UP PROPERTY

stage
FOR PLANNING APPROVAL

drawing
PLAN DIAGRAM - SITE COVERAGE

AM A project number
240516

scale @ A1
As indicated

print date
4/09/2026 3:07:16 PM

Cloud Models:\HOPE & AUTUMN REC\T\240516 Hope & Autumn Revised Scheme.rvt

A 108 C

ADVERTISED PLAN

This copied document to be made available for the sole purpose of enabling its consideration and review as part of a planning process under the Planning and Environment Act 1987. The document must not be used for any purpose which may breach any copyright

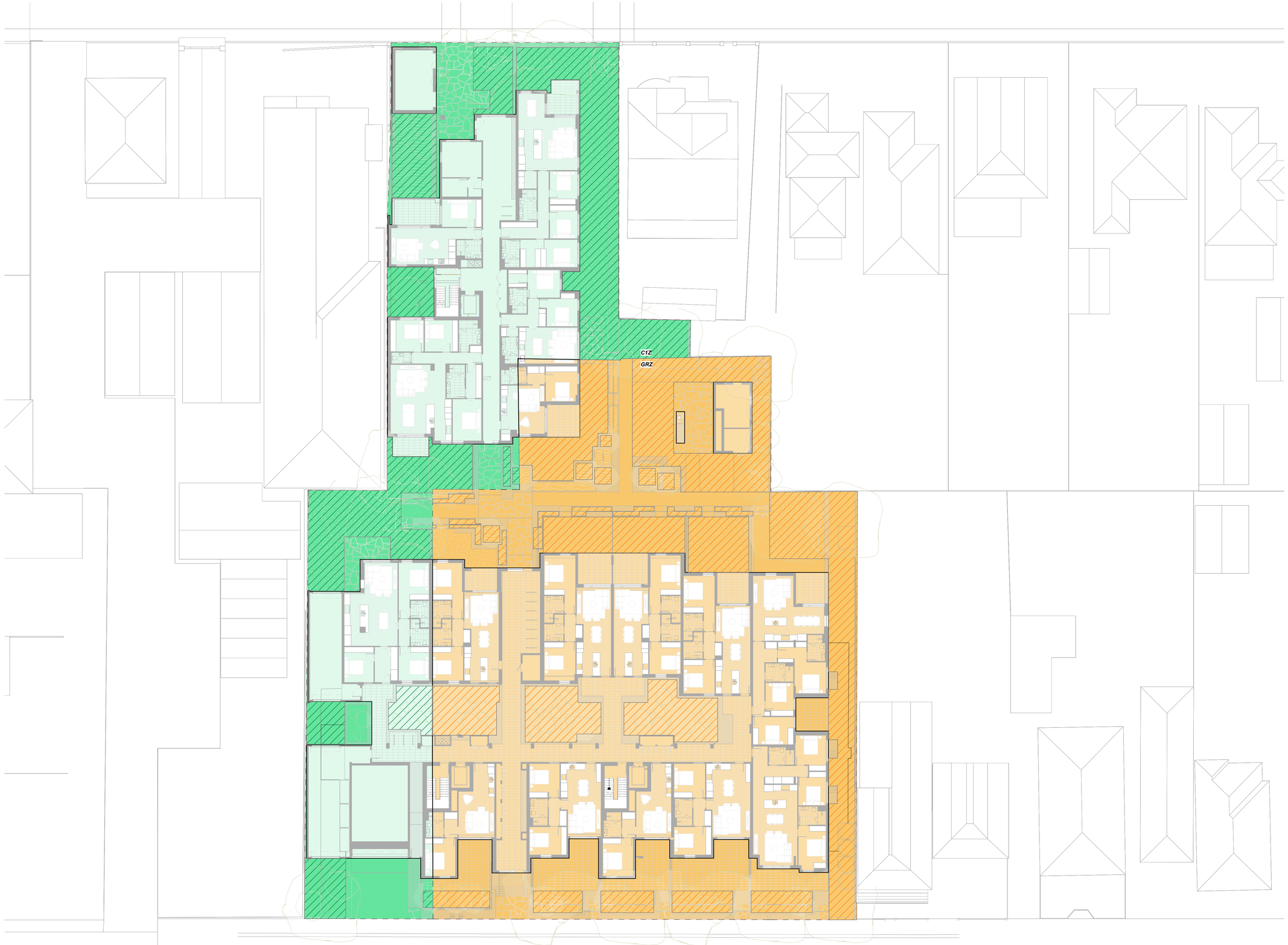

ADVERTISED
PLAN

This copied document to be made available for the sole purpose of enabling its consideration and review as part of a planning process under the Planning and Environment Act 1987. The document must not be used for any purpose which may breach any copyright

AUSTIN MAYNARD ARCHITECTS

DIRECTORS ANDREW MAYNARD & MARK AUSTIN

LEVEL 1, 458 SWANSTON STREET,
CARLTON VIC 3053

WWW.MAYNARDARCHITETS.COM
HELLO@MAYNARDARCHITECTS.COM

0497 020 635

ABN: 1911 74 80 636

REGISTERED VICTORIAN ARCHITECT 51303

AUSTIN MAYNARD ARCHITECTS IS THE TRADING NAME OF ANDREW MAYNARD ARCHITECTS PTY LTD

© ANDREW MAYNARD ARCHITECTS THESE DRAWINGS ARE THE COPYRIGHT OF ANDREW MAYNARD ARCHITECTS PTY LTD AND ARE NOT TO BE REPRODUCED WITHOUT WRITTEN APPROVAL.

FIGURED DIMENSIONS TAKE PRECEDENCE OVER SCALED. IF REQUIRED, CONTACT ARCHITECTS FOR FURTHER INFORMATION

B9: Site Permeability
Minimum site permeability: 20%

GRZ Site Permeability
GRZ Site Area: 2,515m²
GRZ Permeable Surface Area = 715.2m² / 28.4%

Total Site Permeability
Total Site Area: 4,245m²
Total Permeable Surface Area = 1,226m² / 28.8%

Legend

- GRZ zoned portion of site
- C1Z zoned portion of site
- Building Outline
- GRZ permeable surface
- C1Z zoned portion of site

#	DATE	REVISION NOTE	BY
C	04.09.26	AMENDMENT	MS

project name
HOPE & AUTUMN

traditional owners
WADAWURRUNG PEOPLE

project address
51-53 HOPE & 66-76 AUTUMN ST, GEELONG WEST 3218

client
UP PROPERTY

stage
FOR PLANNING APPROVAL

drawing
PLAN DIAGRAM - SITE PERMEABILITY

AM.A project number
240516

scale @ A1
As indicated

print date
4/09/2026 3:07:21 PM

Cloud Models:I:\HOPE & AUTUMN REC\IT\240516 Hope & Autumn Revised Scheme.rvt

A 109 C



AUSTIN MAYNARD ARCHITECTS

DIRECTORS ANDREW MAYNARD & MARK AUSTIN

LEVEL 1, 458 SWANSTON STREET,
CARLTON VIC 3053

WWW.MAYNARDARCHITETS.COM
HELLO@MAYNARDARCHITECTS.COM

0497 020 635

ABN: 1911 74 80 636

REGISTERED VICTORIAN ARCHITECT 51303

AUSTIN MAYNARD ARCHITECTS IS THE TRADING NAME OF ANDREW MAYNARD ARCHITECTS PTY LTD

© ANDREW MAYNARD ARCHITECTS THESE DRAWINGS ARE THE COPYRIGHT OF ANDREW MAYNARD ARCHITECTS PTY LTD AND ARE NOT TO BE REPRODUCED WITHOUT WRITTEN APPROVAL.

FIGURED DIMENSIONS TAKE PRECEDENCE OVER SCALED. IF REQUIRED, CONTACT ARCHITECTS FOR FURTHER INFORMATION

PPN84: Garden Area
Garden area requirement: 35% to GRZ only

GRZ Garden Area
GRZ Site Area: 2,515m²
GRZ Garden Area = 1,249m² / 48.9%

Legend

- GRZ zoned portion of site
- C1Z zoned portion of site
- Building Outline
- GRZ Garden Area

This copied document to be made available for the sole purpose of enabling its consideration and review as part of a planning process under the Planning and Environment Act 1987. The document must not be used for any purpose which may breach any copyright

ADVERTISED PLAN

#	DATE	REVISION NOTE	BY
C	04.09.26	AMENDMENT	MS

project name
HOPE & AUTUMN

traditional owners
WADAWURRUNG PEOPLE

project address
51-53 HOPE & 66-76 AUTUMN ST, GEELONG WEST 3218

client
UP PROPERTY

stage
FOR PLANNING APPROVAL

drawing
PLAN DIAGRAM - GARDEN AREA

AM.A project number
240516

scale @ A1
As indicated

print date
4/09/2026 3:07:25 PM

Cloud Models:I:\HOPE & AUTUMN REC\IT\240516 Hope & Autumn Revised Scheme.rvt

A 110 **C**



This copied document to be made available for the sole purpose of enabling its consideration and review as part of a planning process under the Planning and Environment Act 1987. The document must not be used for any purpose which may breach any copyright

ADVERTISED PLAN

Total Site Deep Soil
Total Site Area: 4,245m²
Total Site Deep Soil Area = 574.25m² / 13.5%

Legend

- Common Garden Area
- POS Garden Area
- Building Outline
- GRZ permeable surface
- Deep Soil Area

AUSTIN MAYNARD ARCHITECTS

DIRECTORS ANDREW MAYNARD & MARK AUSTIN

LEVEL 1, 458 SWANSTON STREET,
CARLTON VIC 3053

WWW.MAYNARDARCHITETS.COM
HELLO@MAYNARDARCHITECTS.COM

0497 020 635

ABN: 1911 74 80 636

REGISTERED VICTORIAN ARCHITECT 51303

AUSTIN MAYNARD ARCHITECTS IS THE TRADING NAME OF ANDREW MAYNARD ARCHITECTS PTY LTD

© ANDREW MAYNARD ARCHITECTS THESE DRAWINGS ARE THE COPYRIGHT OF ANDREW MAYNARD ARCHITECTS PTY LTD AND ARE NOT TO BE REPRODUCED WITHOUT WRITTEN APPROVAL.

FIGURED DIMENSIONS TAKE PRECEDENCE OVER SCALED. IF REQUIRED, CONTACT ARCHITECTS FOR FURTHER INFORMATION

#	DATE	REVISION NOTE	BY
C	04.09.26	AMENDMENT	MS

project name

HOPE & AUTUMN

traditional owners

WADAWURRUNG PEOPLE

project address

51-53 HOPE & 66-76 AUTUMN ST, GEELONG WEST 3218

client

UP PROPERTY

stage

FOR PLANNING APPROVAL

drawing

PLAN DIAGRAM - GARDEN ALLOCATION (POS VS COMMON AREA)

project number | scale @ A1

240516 | **As indicated**

print date

4/09/2026 3:07:32 PM

Cloud Models:\HOPE & AUTUMN REC\T\240516 Hope & Autumn Revised Scheme.rvt

A 111 **C**

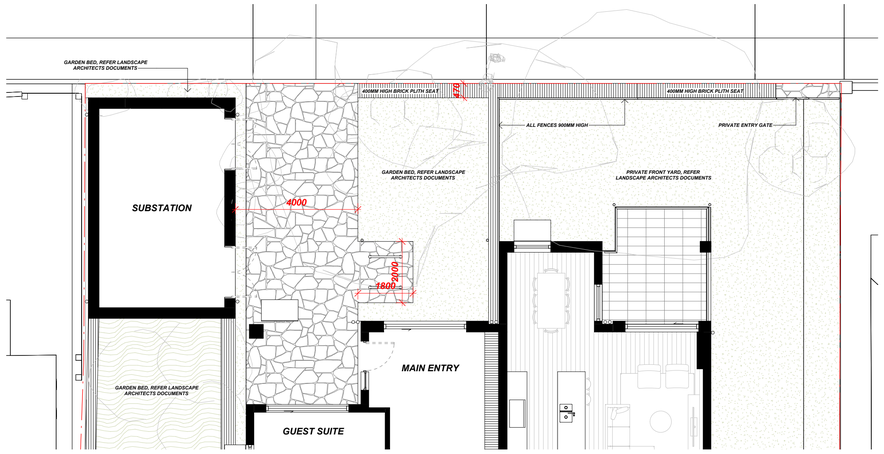

GROUND LANDSCAPE - HOPE ST

1 : 100

ADVERTISED PLAN

This copied document to be made available for the sole purpose of enabling its consideration and review as part of a planning process under the Planning and Environment Act 1987. The document must not be used for any purpose which may breach any copyright

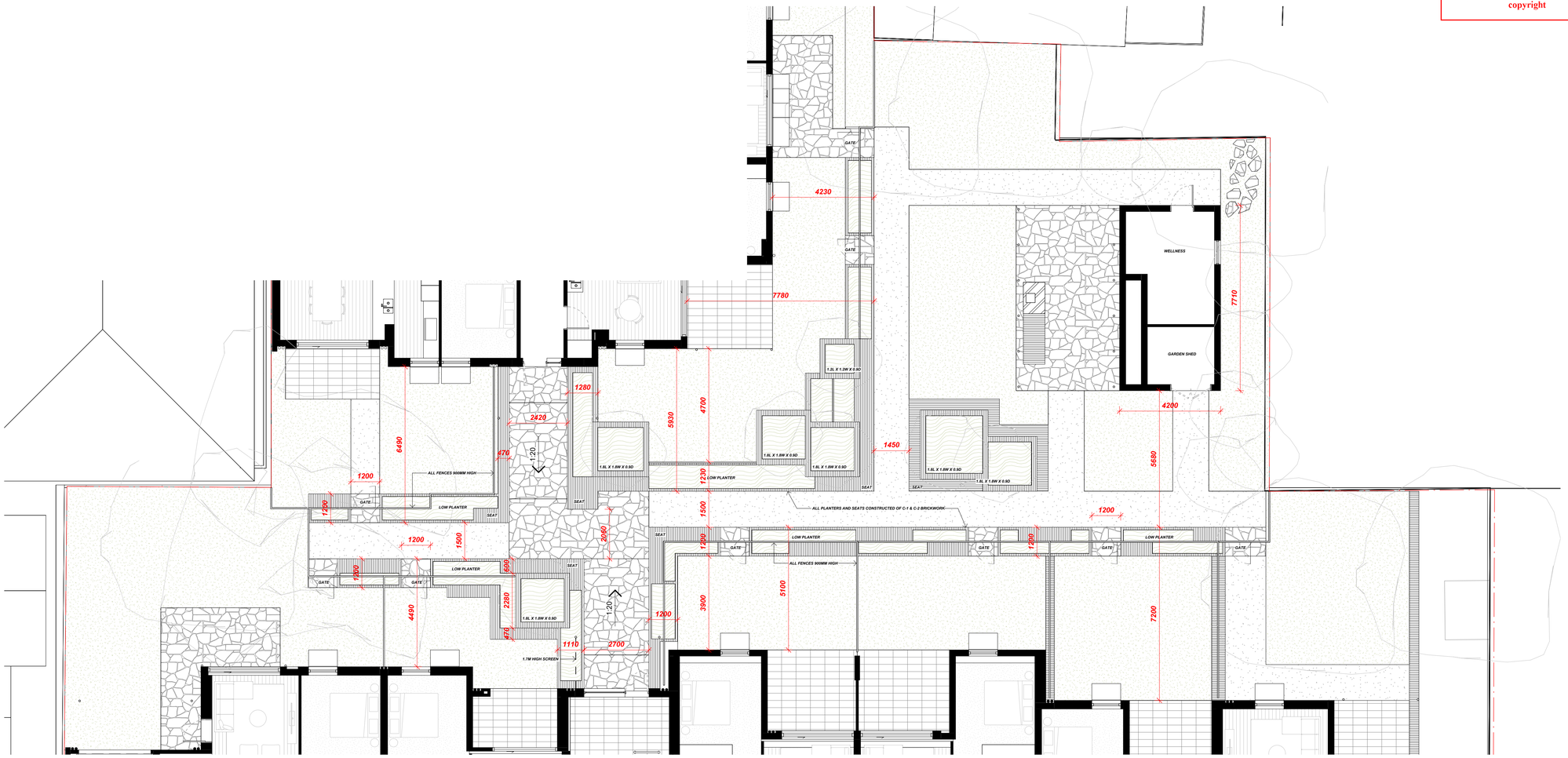

GROUND LANDSCAPE - CENTRAL COMMUNAL AREA

1 : 100

AUSTIN MAYNARD ARCHITECTS

DIRECTORS ANDREW MAYNARD & MARK AUSTIN

LEVEL 1, 458 SWANSTON STREET,
CARLTON VIC 3053

WWW.MAYNARDARCHITETS.COM
HELLO@MAYNARDARCHITECTS.COM

0497 020 635

ABN: 1911 74 80 636

REGISTERED VICTORIAN ARCHITECT 51303

AUSTIN MAYNARD ARCHITECTS IS THE TRADING NAME OF ANDREW MAYNARD ARCHITECTS PTY LTD

© ANDREW MAYNARD ARCHITECTS THESE DRAWINGS ARE THE COPYRIGHT OF ANDREW MAYNARD ARCHITECTS PTY LTD AND ARE NOT TO BE REPRODUCED WITHOUT WRITTEN APPROVAL.

FIGURED DIMENSIONS TAKE PRECEDENCE OVER SCALED. IF REQUIRED, CONTACT ARCHITECTS FOR FURTHER INFORMATION

#	DATE	REVISION NOTE	BY
C	04.09.26	AMENDMENT	MS

project name

HOPE & AUTUMN

traditional owners

WADAWURRUNG PEOPLE

project address

51-53 HOPE & 66-76 AUTUMN ST, GEELONG WEST 3218

client

UP PROPERTY

stage

FOR PLANNING APPROVAL

drawing

PLAN - COMMUNAL AREAS

AM.A project number

240516

scale @ A1

1 : 100

print date

4/09/2026 3:07:34 PM

Cloud Models:I:HOPE & AUTUMN REC\UT240516 Hope & Autumn Revised Scheme.rvt

A 150 **C**

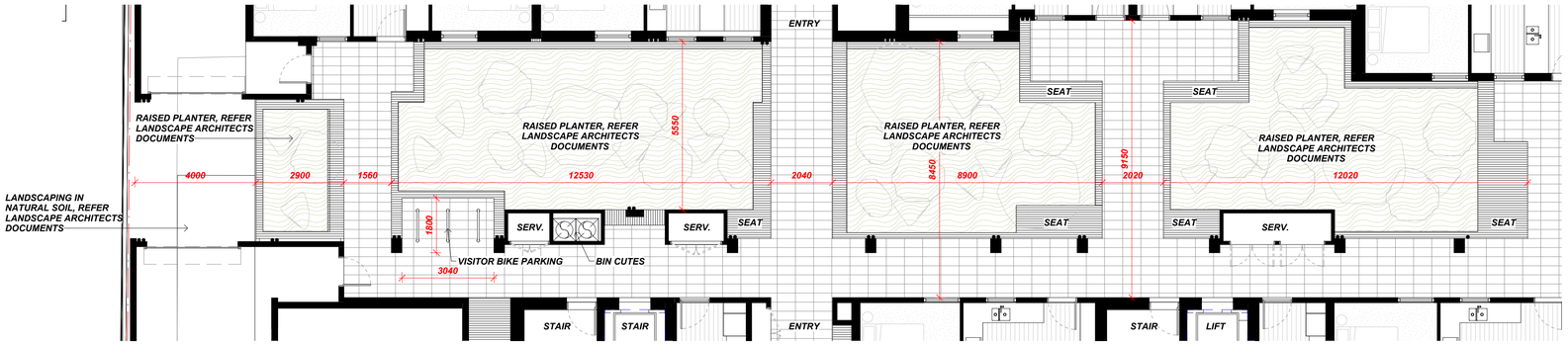

GROUND LANDSCAPE - AUTUMN CENTRAL AREA

1 : 100

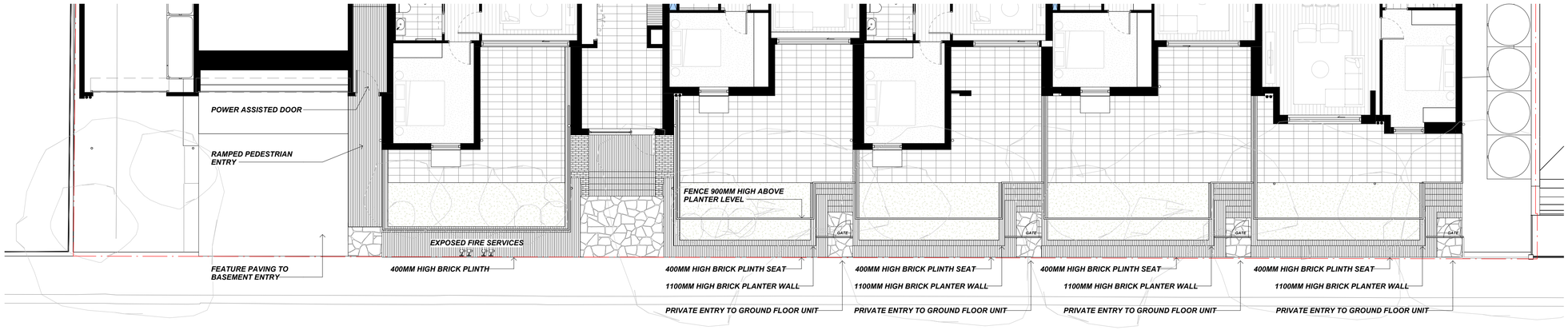

GROUND LANDSCAPE - AUTUMN ST

1 : 100

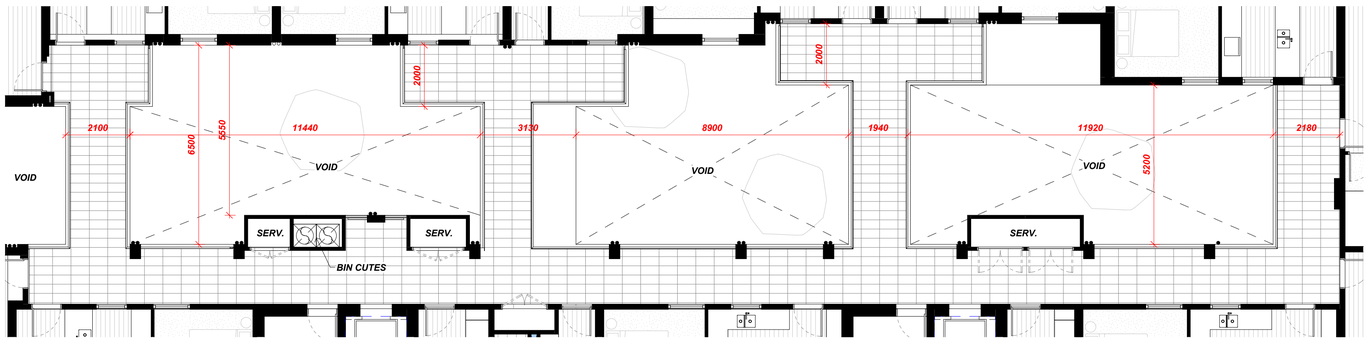

LEVEL ONE COMMON AREA

1 : 100

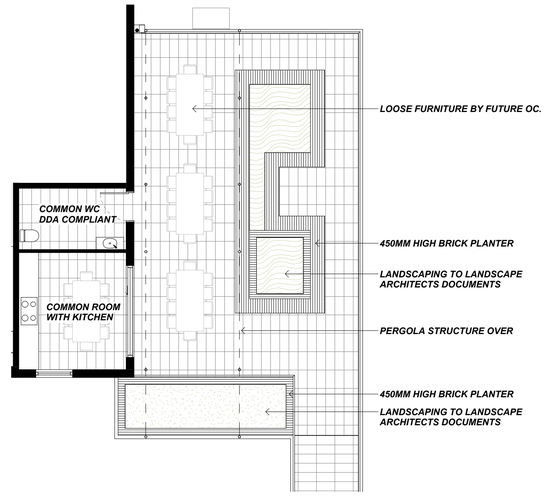

L4 AUTUMN COMMUNAL TERRACE

1 : 100

ADVERTISED PLAN

AUSTIN MAYNARD ARCHITECTS

DIRECTORS ANDREW MAYNARD & MARK AUSTIN

LEVEL 1, 458 SWANSTON STREET,
CARLTON VIC 3053

WWW.MAYNARDARCHITETS.COM
HELLO@MAYNARDARCHITECTS.COM

0497 020 635

ABN: 1911 74 80 636

REGISTERED VICTORIAN ARCHITECT 51303

AUSTIN MAYNARD ARCHITECTS IS THE TRADING NAME OF ANDREW MAYNARD ARCHITECTS PTY LTD

© ANDREW MAYNARD ARCHITECTS THESE DRAWINGS ARE THE COPYRIGHT OF ANDREW MAYNARD ARCHITECTS PTY LTD AND ARE NOT TO BE REPRODUCED WITHOUT WRITTEN APPROVAL.

FIGURED DIMENSIONS TAKE PRECEDENCE OVER SCALED. IF REQUIRED, CONTACT ARCHITECTS FOR FURTHER INFORMATION

This copied document to be made available for the sole purpose of enabling its consideration and review as part of a planning process under the Planning and Environment Act 1987. The document must not be used for any purpose which may breach any copyright

#	DATE	REVISION NOTE	BY
C	04.09.26	AMENDMENT	MS

project name

HOPE & AUTUMN

traditional owners

WADAWURRUNG PEOPLE

project address

51-53 HOPE & 66-76 AUTUMN ST, GEELONG WEST 3218

client

UP PROPERTY

stage

FOR PLANNING APPROVAL

drawing

PLAN - COMMUNAL AREAS

AM.A project number

240516

scale @ A1

1 : 100

print date

4/09/2026 3:07:36 PM

Cloud Models:/HOPE & AUTUMN REVIT/240516 Hope & Autumn Revised Scheme.rvt

A 151 C

This copied document to be made available
for the sole purpose of enabling
its consideration and review as
part of a planning process under the
Planning and Environment Act 1987.
The document must not be used for any
purpose which may breach any
copyright



ADVERTISED
PLAN

MATERIAL PALETTE

C-1 WHITE BRICK *Running Bond*

C-2 WHITE BRICK *Stack Bond*

C-3 WEATHERBOARD *Painted White Colorbond Surfmist*

C-4 CONCRETE *Brighton Lite Precast Concrete*

C-5 METAL ROOFING *Powdercoat / Colorbond Surfmist*

C-6 WINDOW FRAMES *Powdercoat / Colorbond Surfmist*

F-1 BALUSTRADE *Powdercoat / Colorbond Surfmist*

F-2 WHITE METAL *Powdercoat / Colorbond Surfmist*

F-3 BLUE METAL *Powdercoat / Colorbond Space Blue*

F-4 RED METAL *Powdercoat / Colorbond Manor Red*

F-5 EX. BLINDS BLUE *White Frame with Blue Fabric (UV Stable)*

F-6 EX. BLINDS RED *White Frame with Red Fabric (UV Stable)*

G-0 EXPANDED METAL *White Metal Privacy Screen*

G-1 CLEAR GLASS

G-2 PRIVACY GLASS

GENERAL NOTES:

1. ALL RESIDENTIAL WINDOWS ARE TO BE DOUBLE GLAZED

AUSTIN MAYNARD ARCHITECTS

DIRECTORS ANDREW MAYNARD & MARK AUSTIN

LEVEL 1, 458 SWANSTON STREET,
CARLTON VIC 3053

WWW.MAYNARDARCHITETS.COM
HELLO@MAYNARDARCHITECTS.COM

0497 020 635

ABN: 1911 74 80 636

REGISTERED VICTORIAN ARCHITECT 51303

AUSTIN MAYNARD ARCHITECTS IS THE TRADING NAME OF ANDREW MAYNARD ARCHITECTS PTY LTD

© ANDREW MAYNARD ARCHITECTS THESE DRAWINGS ARE THE COPYRIGHT OF ANDREW MAYNARD ARCHITECTS PTY LTD AND ARE NOT TO BE REPRODUCED WITHOUT WRITTEN APPROVAL.

FIGURED DIMENSIONS TAKE PRECEDENCE OVER SCALED. IF REQUIRED, CONTACT ARCHITECTS FOR FURTHER INFORMATION

#	DATE	REVISION NOTE	BY
C	04.09.26	AMENDMENT	MS

project name

HOPE & AUTUMN

traditional owners

WADAWURRUNG PEOPLE

project address

51-53 HOPE & 66-76 AUTUMN ST, GEELONG WEST 3218

client

UP PROPERTY

stage

FOR PLANNING APPROVAL

drawing

ELEVATION - MATERIALS PALETTE

AM.A project number

240516

scale @ A1

1 : 100

print date

4/09/2026 3:07:37 PM

Cloud Models:\HOPE & AUTUMN REC\T\240516 Hope & Autumn Revised Scheme.rvt

A 200 **C**



CONTEXT ELEVATION NORTH (HOPE STREET)

1 : 200



CONTEXT ELEVATION SOUTH (AUTUMN STREET)

1 : 200

ADVERTISED PLAN

This copied document to be made available for the sole purpose of enabling its consideration and review as part of a planning process under the Planning and Environment Act 1987. The document must not be used for any purpose which may breach any copyright

MATERIAL PALETTE

C-1 WHITE BRICK — *Running Bond*



C-2 WHITE BRICK — *Stack Bond*



C-3 WEATHERBOARD — *Painted White Colorbond Surfmist*



C-4 CONCRETE — *Brighton Lite Precast Concrete*

C-5 METAL ROOFING — *Powdercoat / Colorbond Surfmist*



C-6 WINDOW FRAMES — *Powdercoat / Colorbond Surfmist*



F-1 BALUSTRADE — *Powdercoat / Colorbond Surfmist*



F-2 WHITE METAL — *Powdercoat / Colorbond Surfmist*

F-3 BLUE METAL — *Powdercoat / Colorbond Space Blue*



F-4 RED METAL — *Powdercoat / Colorbond Manor Red*



F-5 EX. BLINDS BLUE — *White Frame with Blue Fabric (UV Stable)*



F-6 EX. BLINDS RED — *White Frame with Red Fabric (UV Stable)*



C-9 EXPANDED METAL — *White Metal Privacy Screen*



G-1 CLEAR GLASS



G-2 PRIVACY GLASS



GENERAL NOTES:

1. ALL RESIDENTIAL WINDOWS ARE TO BE DOUBLE GLAZED

AUSTIN MAYNARD ARCHITECTS

DIRECTORS ANDREW MAYNARD & MARK AUSTIN

LEVEL 1, 458 SWANSTON STREET,
CARLTON VIC 3053

WWW.MAYNARDARCHITETS.COM
HELLO@MAYNARDARCHITECTS.COM

0497 020 635

ABN: 1911 74 80 636

REGISTERED VICTORIAN ARCHITECT 51303

AUSTIN MAYNARD ARCHITECTS IS THE TRADING NAME OF ANDREW MAYNARD ARCHITECTS PTY LTD

© ANDREW MAYNARD ARCHITECTS THESE DRAWINGS ARE THE COPYRIGHT OF ANDREW MAYNARD ARCHITECTS PTY LTD AND ARE NOT TO BE REPRODUCED WITHOUT WRITTEN APPROVAL.

FIGURED DIMENSIONS TAKE PRECEDENCE OVER SCALED. IF REQUIRED, CONTACT ARCHITECTS FOR FURTHER INFORMATION

#	DATE	REVISION NOTE	BY
C	04.09.26	AMENDMENT	MS

project name

HOPE & AUTUMN

traditional owners

WADAWURRUNG PEOPLE

project address

51-53 HOPE & 66-76 AUTUMN ST, GEELONG WEST 3218

client

UP PROPERTY

stage

FOR PLANNING APPROVAL

drawing

ELEVATION - CONTEXT (AUTUMN & HOPE STREETS)

AM A project number

240516

scale @ A1

As indicated

print date

4/09/2026 3:07:51 PM

Cloud Models://HOPE & AUTUMN RECIT/240516 Hope & Autumn Revised Scheme.rvt

A 201 C



ELEVATION NORTH (HOPE STREET)
1 : 100

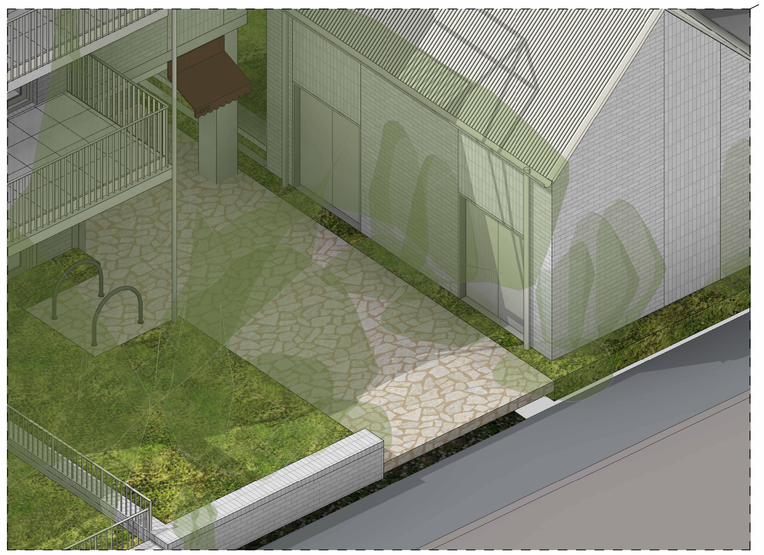

3D Axonometric View - Hope Street Entrance



ADVERTISED PLAN

MATERIAL PALETTE



GENERAL NOTES:

1. ALL RESIDENTIAL WINDOWS ARE TO BE DOUBLE GLAZED

AUSTIN MAYNARD ARCHITECTS

DIRECTORS ANDREW MAYNARD & MARK AUSTIN

LEVEL 1, 458 SWANSTON STREET,
CARLTON VIC 3053

WWW.MAYNARDARCHITETS.COM
HELLO@MAYNARDARCHITECTS.COM

0497 020 635

ABN: 1911 74 80 636

REGISTERED VICTORIAN ARCHITECT 51303

AUSTIN MAYNARD ARCHITECTS IS THE TRADING NAME OF ANDREW MAYNARD ARCHITECTS PTY LTD

© ANDREW MAYNARD ARCHITECTS THESE DRAWINGS ARE THE COPYRIGHT OF ANDREW MAYNARD ARCHITECTS PTY LTD AND ARE NOT TO BE REPRODUCED WITHOUT WRITTEN APPROVAL.

FIGURED DIMENSIONS TAKE PRECEDENCE OVER SCALED. IF REQUIRED, CONTACT ARCHITECTS FOR FURTHER INFORMATION

This copied document to be made available for the sole purpose of enabling its consideration and review as part of a planning process under the Planning and Environment Act 1987. The document must not be used for any purpose which may breach any copyright

#	DATE	REVISION NOTE	BY
C	04.09.26	AMENDMENT	MS

project name
HOPE & AUTUMN

traditional owners
WADAWURRUNG PEOPLE

project address
51-53 HOPE & 66-76 AUTUMN ST, GEELONG WEST 3218

client
UP PROPERTY

stage
FOR PLANNING APPROVAL

drawing
ELEVATION - NORTH (HOPE STREET)

AM A project number
240516

scale @ A1
1 : 100

print date
4/09/2026 3:08:05 PM

Cloud Models:\HOPE & AUTUMN REVIT\240516 Hope & Autumn Revised Scheme.rvt

A 202 C



ELEVATION EAST (AUTUMN STREET)

1 : 100



ELEVATION EAST (HOPE STREET)

1 : 100

MATERIAL PALETTE

C-1 WHITE BRICK
Running Bond

C-2 WHITE BRICK
Stack Bond

C-3 WEATHERBOARD
Painted White Colorbond Surfmist

C-4 CONCRETE
Brighton Lite Precast Concrete

C-5 METAL ROOFING
Powdercoat / Colorbond Surfmist

C-6 WINDOW FRAMES
Powdercoat / Colorbond Surfmist

F-1 BALUSTRADE
Powdercoat / Colorbond Surfmist

F-2 WHITE METAL
Powdercoat / Colorbond Surfmist

F-3 BLUE METAL
Powdercoat / Colorbond Space Blue

F-4 RED METAL
Powdercoat / Colorbond Manor Red

F-5 EX. BLINDS BLUE
White Frame with Blue Fabric (UV Stable)

F-6 EX. BLINDS RED
White Frame with Red Fabric (UV Stable)

C-9 EXPANDED METAL
White Metal Privacy Screen

G-1 CLEAR GLASS

G-2 PRIVACY GLASS

GENERAL NOTES:

1. ALL RESIDENTIAL WINDOWS ARE TO BE DOUBLE GLAZED

AUSTIN MAYNARD ARCHITECTS

DIRECTORS ANDREW MAYNARD & MARK AUSTIN

LEVEL 1, 458 SWANSTON STREET,
CARLTON VIC 3053

WWW.MAYNARDARCHITETS.COM
HELLO@MAYNARDARCHITECTS.COM

0497 020 635

ABN: 1911 74 80 636

REGISTERED VICTORIAN ARCHITECT 51303

AUSTIN MAYNARD ARCHITECTS IS THE TRADING NAME OF ANDREW MAYNARD ARCHITECTS PTY LTD

© ANDREW MAYNARD ARCHITECTS THESE DRAWINGS ARE THE COPYRIGHT OF ANDREW MAYNARD ARCHITECTS PTY LTD AND ARE NOT TO BE REPRODUCED WITHOUT WRITTEN APPROVAL.

FIGURED DIMENSIONS TAKE PRECEDENCE OVER SCALED. IF REQUIRED, CONTACT ARCHITECTS FOR FURTHER INFORMATION

ADVERTISED PLAN

This copied document to be made available for the sole purpose of enabling its consideration and review as part of a planning process under the Planning and Environment Act 1987. The document must not be used for any purpose which may breach any copyright

#	DATE	REVISION NOTE	BY
C	04.09.26	AMENDMENT	MS

project name

HOPE & AUTUMN

traditional owners

WADAWURRUNG PEOPLE

project address

51-53 HOPE & 66-76 AUTUMN ST, GEELONG WEST 3218

client

UP PROPERTY

stage

FOR PLANNING APPROVAL

drawing

ELEVATION - EAST

AM.A project number

240516

scale @ A1

1 : 100

print date

4/09/2026 3:08:22 PM

Cloud Models://HOPE & AUTUMN REC/T/240516 Hope & Autumn Revised Scheme.rvt

A 203 C



ELEVATION SOUTH (AUTUMN STREET)
1 : 100

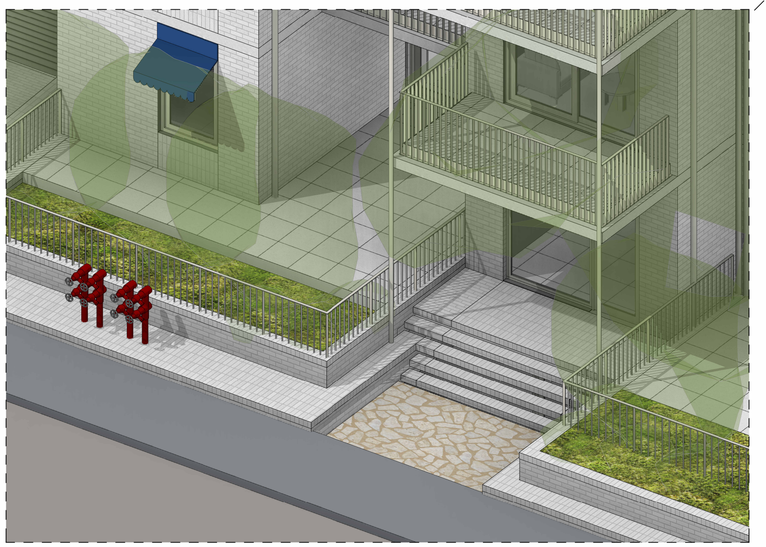

3D Axonometric View - Autumn Street Entrance

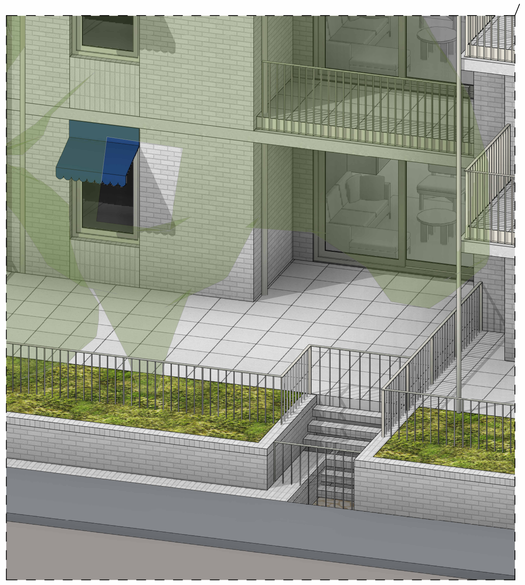

3D Axonometric View - Autumn Ground Floor Apartment Access

MATERIAL PALETTE



GENERAL NOTES:

1. ALL RESIDENTIAL WINDOWS ARE TO BE DOUBLE GLAZED

This copied document to be made available for the sole purpose of enabling its consideration and review as part of a planning process under the Planning and Environment Act 1987. The document must not be used for any purpose which may breach any copyright

ADVERTISED PLAN

AUSTIN MAYNARD ARCHITECTS

DIRECTORS ANDREW MAYNARD & MARK AUSTIN

LEVEL 1, 458 SWANSTON STREET,
CARLTON VIC 3053

WWW.MAYNARDARCHITETS.COM
HELLO@MAYNARDARCHITECTS.COM

0497 020 635

ABN: 1911 74 80 636

REGISTERED VICTORIAN ARCHITECT 51303

AUSTIN MAYNARD ARCHITECTS IS THE TRADING NAME OF ANDREW MAYNARD ARCHITECTS PTY LTD

© ANDREW MAYNARD ARCHITECTS THESE DRAWINGS ARE THE COPYRIGHT OF ANDREW MAYNARD ARCHITECTS PTY LTD AND ARE NOT TO BE REPRODUCED WITHOUT WRITTEN APPROVAL.

FIGURED DIMENSIONS TAKE PRECEDENCE OVER SCALED. IF REQUIRED, CONTACT ARCHITECTS FOR FURTHER INFORMATION

#	DATE	REVISION NOTE	BY
C	04.09.26	AMENDMENT	MS

project name
HOPE & AUTUMN

traditional owners
WADAWURRUNG PEOPLE

project address
51-53 HOPE & 66-76 AUTUMN ST, GEELONG WEST 3218

client
UP PROPERTY

stage
FOR PLANNING APPROVAL

drawing
ELEVATION - SOUTH (AUTUMN STREET)

AM.A project number
240516

scale @ A1
1 : 100

print date
4/09/2026 3:08:43 PM

Cloud Models:\HOPE & AUTUMN REC\T24051E Hope & Autumn Revised Scheme.rvt

A 204 C



ELEVATION WEST (HOPE STREET)
1 : 100



ELEVATION WEST (AUTUMN STREET)
1 : 100

ADVERTISED PLAN

MATERIAL PALETTE

C-1 WHITE BRICK
Running Bond

C-2 WHITE BRICK
Stack Bond

C-3 WEATHERBOARD
Painted White Colorbond Surfmist

C-4 CONCRETE
Brighton Lite Precast Concrete

C-5 METAL ROOFING
Powdercoat / Colorbond Surfmist

C-6 WINDOW FRAMES
Powdercoat / Colorbond Surfmist

F-1 BALUSTRADE
Powdercoat / Colorbond Surfmist

F-2 WHITE METAL
Powdercoat / Colorbond Surfmist

F-3 BLUE METAL
Powdercoat / Colorbond Space Blue

F-4 RED METAL
Powdercoat / Colorbond Manor Red

F-5 EX. BLINDS BLUE
White Frame with Blue Fabric (UV Stable)

F-6 EX. BLINDS RED
White Frame with Red Fabric (UV Stable)

C-9 EXPANDED METAL
White Metal Privacy Screen

G-1 CLEAR GLASS

G-2 PRIVACY GLASS

GENERAL NOTES:

1. ALL RESIDENTIAL WINDOWS ARE TO BE DOUBLE GLAZED

AUSTIN MAYNARD ARCHITECTS

DIRECTORS ANDREW MAYNARD & MARK AUSTIN

LEVEL 1, 458 SWANSTON STREET,
CARLTON VIC 3053

WWW.MAYNARDARCHITETS.COM
HELLO@MAYNARDARCHITECTS.COM

0497 020 635

ABN: 1911 74 80 636

REGISTERED VICTORIAN ARCHITECT 51303

AUSTIN MAYNARD ARCHITECTS IS THE TRADING NAME OF ANDREW MAYNARD ARCHITECTS PTY LTD

© ANDREW MAYNARD ARCHITECTS THESE DRAWINGS ARE THE COPYRIGHT OF ANDREW MAYNARD ARCHITECTS PTY LTD AND ARE NOT TO BE REPRODUCED WITHOUT WRITTEN APPROVAL.

FIGURED DIMENSIONS TAKE PRECEDENCE OVER SCALED. IF REQUIRED, CONTACT ARCHITECTS FOR FURTHER INFORMATION

This copied document to be made available for the sole purpose of enabling its consideration and review as part of a planning process under the Planning and Environment Act 1987. The document must not be used for any purpose which may breach any copyright

#	DATE	REVISION NOTE	BY
C	04.09.26	AMENDMENT	MS

project name
HOPE & AUTUMN

traditional owners
WADAWURRUNG PEOPLE

project address
51-53 HOPE & 66-76 AUTUMN ST, GEELONG WEST 3218

client
UP PROPERTY

stage
FOR PLANNING APPROVAL

drawing
ELEVATION - WEST

AM A project number
240516

scale @ A1
1 : 100

print date
4/9/2026 3:09:02 PM

Cloud Models:\HOPE & AUTUMN RECUT\240516 Hope & Autumn Revised Scheme.rvt

A 205 C

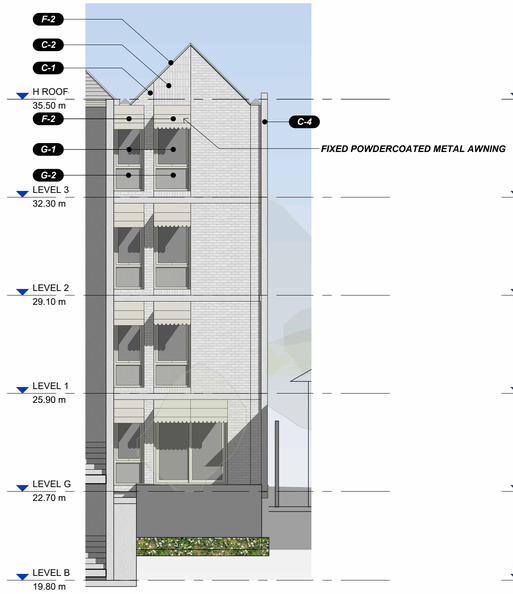

COURTYARD NORTH (HOPE)
1 : 100

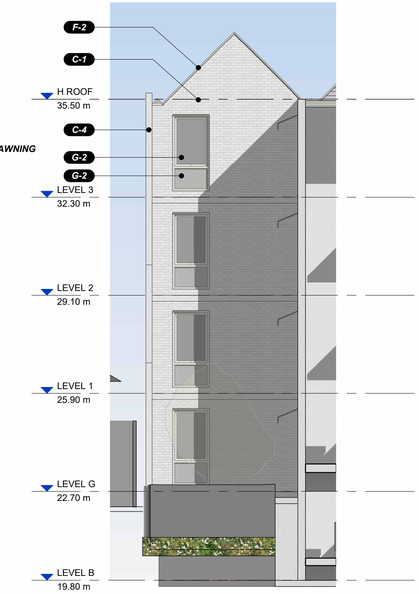

COURTYARD SOUTH (HOPE)
1 : 100

This copied document to be made available for the sole purpose of enabling its consideration and review as part of a planning process under the Planning and Environment Act 1987. The document must not be used for any purpose which may breach any copyright

ADVERTISED PLAN

AUSTIN MAYNARD ARCHITECTS

DIRECTORS ANDREW MAYNARD & MARK AUSTIN

LEVEL 1, 458 SWANSTON STREET,
CARLTON VIC 3053

WWW.MAYNARDARCHITETS.COM
HELLO@MAYNARDARCHITECTS.COM

0497 020 635

ABN: 1911 74 80 636

REGISTERED VICTORIAN ARCHITECT 51303

AUSTIN MAYNARD ARCHITECTS IS THE TRADING NAME OF ANDREW MAYNARD ARCHITECTS PTY LTD

© ANDREW MAYNARD ARCHITECTS THESE DRAWINGS ARE THE COPYRIGHT OF ANDREW MAYNARD ARCHITECTS PTY LTD AND ARE NOT TO BE REPRODUCED WITHOUT WRITTEN APPROVAL.

FIGURED DIMENSIONS TAKE PRECEDENCE OVER SCALED. IF REQUIRED, CONTACT ARCHITECTS FOR FURTHER INFORMATION

#	DATE	REVISION NOTE	BY
C	04.09.26	AMENDMENT	MS

project name

HOPE & AUTUMN

traditional owners

WADAWURRUNG PEOPLE

project address

51-53 HOPE & 66-76 AUTUMN ST, GEELONG WEST 3218

client

UP PROPERTY

stage

FOR PLANNING APPROVAL

drawing

ELEVATION - LIGHTWELL NORTH & SOUTH

AM.A project number

240516

scale @ A1

1 : 100

print date

4/09/2026 3:09:13 PM

Cloud Models:I:\HOPE & AUTUMN REC\IT\240516 Hope & Autumn Revised Scheme.rvt

A 206 C



ELEVATION SOUTH OF HOPE STREET BUILDING

1 : 100



ELEVATION NORTH OF AUTUMN STREET BUILDING

1 : 100

ADVERTISED PLAN

MATERIAL PALETTE

C-1 *WHITE BRICK* — Running Bond

C-2 *WHITE BRICK* — Stack Bond

C-3 *WEATHERBOARD* — Painted White Colorbond Surfmist

C-4 *CONCRETE* — Brighton Lite Precast Concrete

C-5 *METAL ROOFING* — Powdercoat / Colorbond Surfmist

C-6 *WINDOW FRAMES* — Powdercoat / Colorbond Surfmist

F-1 *BALUSTRADE* — Powdercoat / Colorbond Surfmist

F-2 *WHITE METAL* — Powdercoat / Colorbond Surfmist

F-3 *BLUE METAL* — Powdercoat / Colorbond Space Blue

F-4 *RED METAL* — Powdercoat / Colorbond Manor Red

F-5 *EX. BLINDS BLUE* — White Frame with Blue Fabric (UV Stable)

F-6 *EX. BLINDS RED* — White Frame with Red Fabric (UV Stable)

G-9 *EXPANDED METAL* — White Metal Privacy Screen

G-1 *CLEAR GLASS*

G-2 *PRIVACY GLASS*

GENERAL NOTES:

1. ALL RESIDENTIAL WINDOWS ARE TO BE DOUBLE GLAZED

AUSTIN MAYNARD ARCHITECTS

DIRECTORS ANDREW MAYNARD & MARK AUSTIN

LEVEL 1, 458 SWANSTON STREET,
CARLTON VIC 3053

WWW.MAYNARDARCHITETS.COM
HELLO@MAYNARDARCHITECTS.COM

0497 020 635

ABN: 1911 74 80 636

REGISTERED VICTORIAN ARCHITECT 51303

AUSTIN MAYNARD ARCHITECTS IS THE TRADING NAME OF ANDREW MAYNARD ARCHITECTS PTY LTD

© ANDREW MAYNARD ARCHITECTS THESE DRAWINGS ARE THE COPYRIGHT OF ANDREW MAYNARD ARCHITECTS PTY LTD AND ARE NOT TO BE REPRODUCED WITHOUT WRITTEN APPROVAL.

FIGURED DIMENSIONS TAKE PRECEDENCE OVER SCALED. IF REQUIRED, CONTACT ARCHITECTS FOR FURTHER INFORMATION

This copied document to be made available for the sole purpose of enabling its consideration and review as part of a planning process under the Planning and Environment Act 1987. The document must not be used for any purpose which may breach any copyright

#	DATE	REVISION NOTE	BY
C	04.09.26	AMENDMENT	MS

project name

HOPE & AUTUMN

traditional owners

WADAWURRUNG PEOPLE

project address

51-53 HOPE & 66-76 AUTUMN ST, GEELONG WEST 3218

client

UP PROPERTY

stage

FOR PLANNING APPROVAL

drawing

ELEVATION - INTERNAL NORTH & SOUTH

AM.A project number

240516

scale @ A1

1 : 100

print date

4/09/2026 3:09:33 PM

Cloud Models:/HOPE & AUTUMN REVIT/240516 Hope & Autumn Revised Scheme.rvt

A 207 C



COURTYARD NORTH (AUTUMN)
1 : 100

ADVERTISED PLAN



COURTYARD SOUTH (AUTUMN)
1 : 100

MATERIAL PALETTE

C-1 WHITE BRICK — Running Bond



C-2 WHITE BRICK — Stack Bond



C-3 WEATHERBOARD — Painted White Colorbond Surfmist



C-4 CONCRETE — Brighton Lite Precast Concrete

C-5 METAL ROOFING — Powdercoat / Colorbond Surfmist



C-6 WINDOW FRAMES — Powdercoat / Colorbond Surfmist



F-1 BALUSTRADE — Powdercoat / Colorbond Surfmist



F-2 WHITE METAL — Powdercoat / Colorbond Surfmist

F-3 BLUE METAL — Powdercoat / Colorbond Space Blue



F-4 RED METAL — Powdercoat / Colorbond Manor Red



F-5 EX. BLINDS BLUE — White Frame with Blue Fabric (UV Stable)



F-6 EX. BLINDS RED — White Frame with Red Fabric (UV Stable)



C-9 EXPANDED METAL — White Metal Privacy Screen



G-1 CLEAR GLASS



G-2 PRIVACY GLASS



GENERAL NOTES:

1. ALL RESIDENTIAL WINDOWS ARE TO BE DOUBLE GLAZED

AUSTIN MAYNARD ARCHITECTS

DIRECTORS ANDREW MAYNARD & MARK AUSTIN

LEVEL 1, 458 SWANSTON STREET,
CARLTON VIC 3053

WWW.MAYNARDARCHITETS.COM
HELLO@MAYNARDARCHITECTS.COM

0497 020 635

ABN: 1911 74 80 636

REGISTERED VICTORIAN ARCHITECT 51303

AUSTIN MAYNARD ARCHITECTS IS THE TRADING NAME OF ANDREW MAYNARD ARCHITECTS PTY LTD

© ANDREW MAYNARD ARCHITECTS THESE DRAWINGS ARE THE COPYRIGHT OF ANDREW MAYNARD ARCHITECTS PTY LTD AND ARE NOT TO BE REPRODUCED WITHOUT WRITTEN APPROVAL.

FIGURED DIMENSIONS TAKE PRECEDENCE OVER SCALED. IF REQUIRED, CONTACT ARCHITECTS FOR FURTHER INFORMATION

This copied document to be made available for the sole purpose of enabling its consideration and review as part of a planning process under the Planning and Environment Act 1987. The document must not be used for any purpose which may breach any copyright

#	DATE	REVISION NOTE	BY
C	04.09.26	AMENDMENT	MS

project name
HOPE & AUTUMN

traditional owners
WADAWURRUNG PEOPLE

project address
51-53 HOPE & 66-76 AUTUMN ST, GEELONG WEST 3218

client
UP PROPERTY

stage
FOR PLANNING APPROVAL

drawing
ELEVATION - AUTUMN INTERNAL

AM.A project number
240516

scale @ A1
1 : 100

print date
4/09/2026 3:09:51 PM

Cloud Models:/HOPE & AUTUMN RECUT/240516 Hope & Autumn Revised Scheme.rvt

A 208 C



SECTION AA

1 : 200

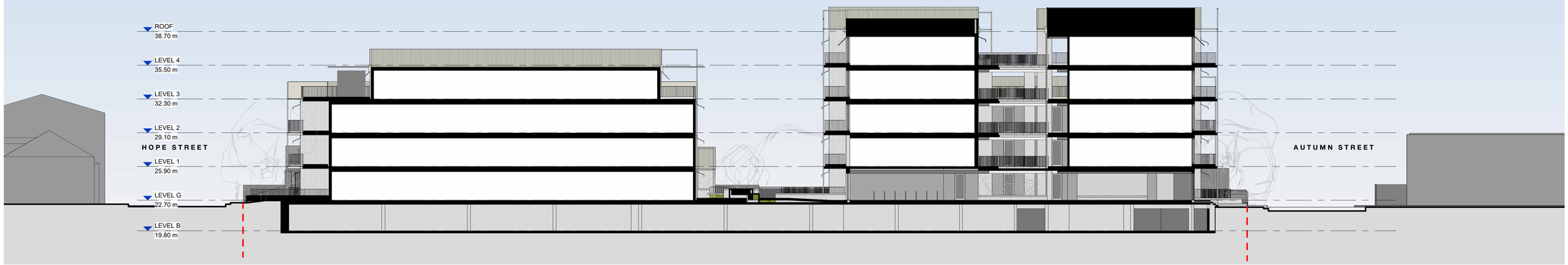

SECTION BB

1 : 200

ADVERTISED PLAN

MATERIAL PALETTE

C-1 WHITE BRICK
Running Bond

C-2 WHITE BRICK
Stack Bond

C-3 WEATHERBOARD
Painted White Colorbond Surfmist

C-4 CONCRETE
Brighton Lite Precast Concrete

C-5 METAL ROOFING
Powdercoat / Colorbond Surfmist

C-6 WINDOW FRAMES
Powdercoat / Colorbond Surfmist

F-1 BALUSTRADE
Powdercoat / Colorbond Surfmist

F-2 WHITE METAL
Powdercoat / Colorbond Surfmist

F-3 BLUE METAL
Powdercoat / Colorbond Space Blue

F-4 RED METAL
Powdercoat / Colorbond Manor Red

F-5 EX. BLINDS BLUE
White Frame with Blue Fabric (UV Stable)

F-6 EX. BLINDS RED
White Frame with Red Fabric (UV Stable)

C-9 EXPANDED METAL
White Metal Privacy Screen

G-1 CLEAR GLASS

G-2 PRIVACY GLASS

GENERAL NOTES:

1. ALL RESIDENTIAL WINDOWS ARE TO BE DOUBLE GLAZED

AUSTIN MAYNARD ARCHITECTS

DIRECTORS ANDREW MAYNARD & MARK AUSTIN

LEVEL 1, 458 SWANSTON STREET,
CARLTON VIC 3053

WWW.MAYNARDARCHITETS.COM
HELLO@MAYNARDARCHITECTS.COM

0497 020 635

ABN: 1911 74 80 636

REGISTERED VICTORIAN ARCHITECT 51303

AUSTIN MAYNARD ARCHITECTS IS THE TRADING NAME OF ANDREW MAYNARD ARCHITECTS PTY LTD

© ANDREW MAYNARD ARCHITECTS THESE DRAWINGS ARE THE COPYRIGHT OF ANDREW MAYNARD ARCHITECTS PTY LTD AND ARE NOT TO BE REPRODUCED WITHOUT WRITTEN APPROVAL.

FIGURED DIMENSIONS TAKE PRECEDENCE OVER SCALED. IF REQUIRED, CONTACT ARCHITECTS FOR FURTHER INFORMATION

This copied document to be made available for the sole purpose of enabling its consideration and review as part of a planning process under the Planning and Environment Act 1987. The document must not be used for any purpose which may breach any copyright

#	DATE	REVISION NOTE	BY
C	04.09.26	AMENDMENT	MS

project name

HOPE & AUTUMN

traditional owners

WADAWURRUNG PEOPLE

project address

51-53 HOPE & 66-76 AUTUMN ST, GEELONG WEST 3218

client

UP PROPERTY

stage

FOR PLANNING APPROVAL

drawing

SECTION - AA & BB

AM A project number

240516

scale @ A1

As indicated

print date

4/09/2026 3:10:04 PM

Cloud Models:I:\HOPE & AUTUMN RECUT\240516 Hope & Autumn Revised Scheme.rvt

A 301 C



SECTION CC
1 : 200

ADVERTISED
PLAN

This copied document to be made available for the sole purpose of enabling its consideration and review as part of a planning process under the Planning and Environment Act 1987. The document must not be used for any purpose which may breach any copyright



SECTION XX
1 : 200

MATERIAL PALETTE

C-1 WHITE BRICK
Running Bond

C-2 WHITE BRICK
Stack Bond

C-3 WEATHERBOARD
Painted White Colorbond Surfmist

C-4 CONCRETE
Brighton Lite Precast Concrete

C-5 METAL ROOFING
Powdercoat / Colorbond Surfmist

C-6 WINDOW FRAMES
Powdercoat / Colorbond Surfmist

F-1 BALUSTRADE
Powdercoat / Colorbond Surfmist

F-2 WHITE METAL
Powdercoat / Colorbond Surfmist

F-3 BLUE METAL
Powdercoat / Colorbond Space Blue

F-4 RED METAL
Powdercoat / Colorbond Manor Red

F-5 EX. BLINDS BLUE
White Frame with Blue Fabric (UV Stable)

F-6 EX. BLINDS RED
White Frame with Red Fabric (UV Stable)

C-9 EXPANDED METAL
White Metal Privacy Screen

G-1 CLEAR GLASS

G-2 PRIVACY GLASS

GENERAL NOTES:

1. ALL RESIDENTIAL WINDOWS ARE TO BE DOUBLE GLAZED

AUSTIN MAYNARD ARCHITECTS

DIRECTORS ANDREW MAYNARD & MARK AUSTIN

LEVEL 1, 458 SWANSTON STREET,
CARLTON VIC 3053

WWW.MAYNARDARCHITETS.COM
HELLO@MAYNARDARCHITECTS.COM

0497 020 635

ABN: 1911 74 80 636

REGISTERED VICTORIAN ARCHITECT 51303

AUSTIN MAYNARD ARCHITECTS IS THE TRADING NAME OF ANDREW MAYNARD ARCHITECTS PTY LTD

© ANDREW MAYNARD ARCHITECTS THESE DRAWINGS ARE THE COPYRIGHT OF ANDREW MAYNARD ARCHITECTS PTY LTD AND ARE NOT TO BE REPRODUCED WITHOUT WRITTEN APPROVAL.

FIGURED DIMENSIONS TAKE PRECEDENCE OVER SCALED. IF REQUIRED, CONTACT ARCHITECTS FOR FURTHER INFORMATION

#	DATE	REVISION NOTE	BY
C	04.09.26	AMENDMENT	MS

project name
HOPE & AUTUMN

traditional owners
WADAWURRUNG PEOPLE

project address
51-53 HOPE & 66-76 AUTUMN ST, GEELONG WEST 3218

client
UP PROPERTY

stage
FOR PLANNING APPROVAL

drawing
SECTION - CC & XX

AM.A project number
240516

scale @ A1
As indicated

print date
4/09/2026 3:10:18 PM

Cloud Models:/HOPE & AUTUMN REC/T/240516 Hope & Autumn Revised Scheme.rvt

A 302 C

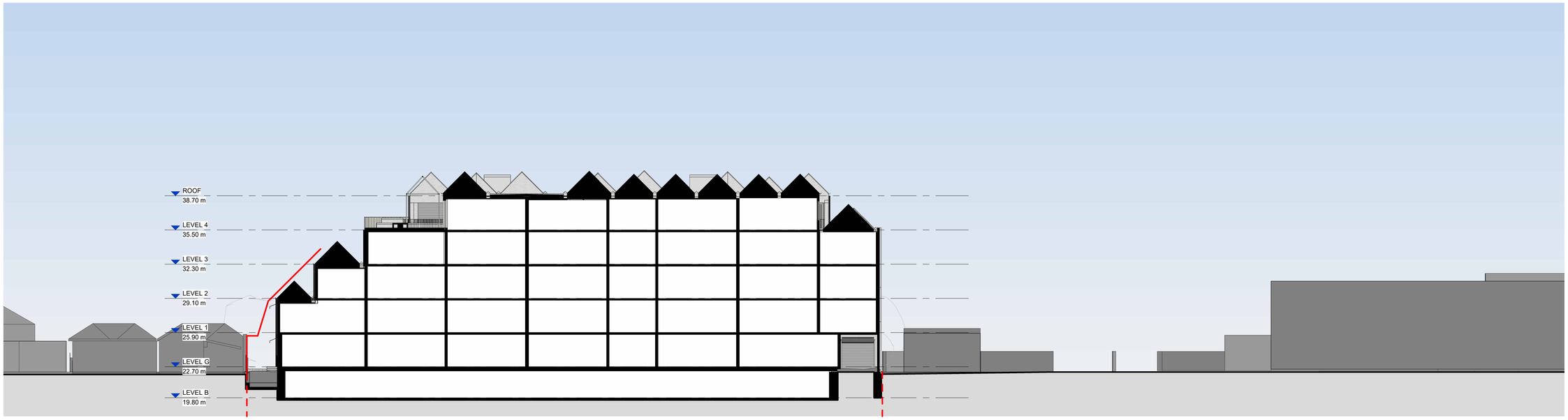

SECTION YY
1 : 200

This copied document to be made available for the sole purpose of enabling its consideration and review as part of a planning process under the Planning and Environment Act 1987. The document must not be used for any purpose which may breach any copyright

ADVERTISED PLAN

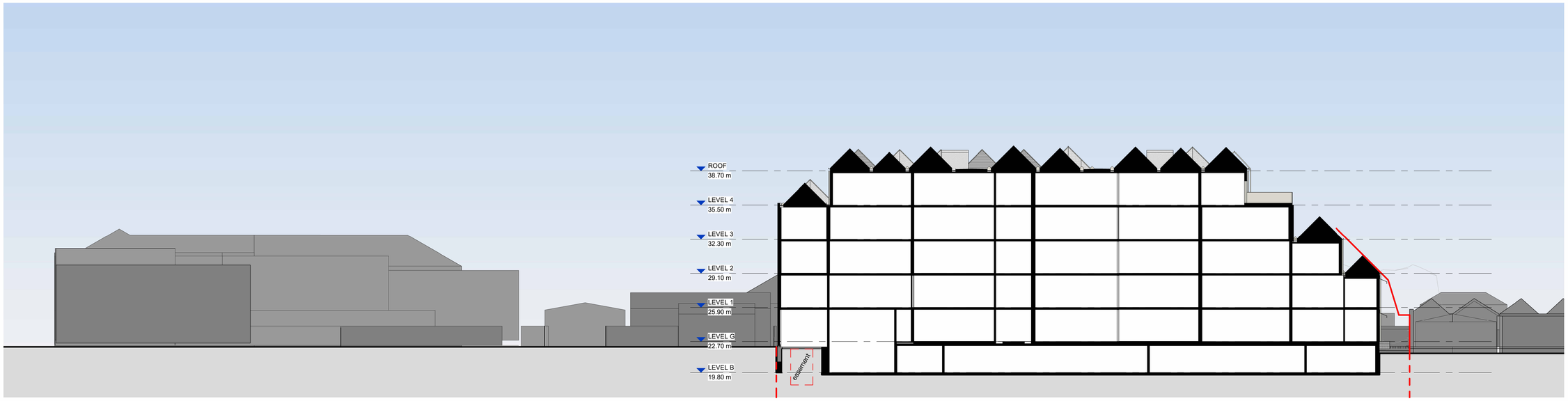

SECTION ZZ
1 : 200

MATERIAL PALETTE

C-1 *WHITE BRICK* — Running Bond



C-2 *WHITE BRICK* — Stack Bond



C-3 *WEATHERBOARD* — Painted White Colorbond Surfmist



C-4 *CONCRETE* — Brighton Lite Precast Concrete

C-5 *METAL ROOFING* — Powdercoat / Colorbond Surfmist



C-6 *WINDOW FRAMES* — Powdercoat / Colorbond Surfmist



F-1 *BALUSTRADE* — Powdercoat / Colorbond Surfmist



F-2 *WHITE METAL* — Powdercoat / Colorbond Surfmist

F-3 *BLUE METAL* — Powdercoat / Colorbond Space Blue



F-4 *RED METAL* — Powdercoat / Colorbond Manor Red



F-5 *EX. BLINDS BLUE* — White Frame with Blue Fabric (UV Stable)



F-6 *EX. BLINDS RED* — White Frame with Red Fabric (UV Stable)



C-9 *EXPANDED METAL* — White Metal Privacy Screen



G-1 *CLEAR GLASS*



G-2 *PRIVACY GLASS*



GENERAL NOTES:

1. ALL RESIDENTIAL WINDOWS ARE TO BE DOUBLE GLAZED

AUSTIN MAYNARD ARCHITECTS

DIRECTORS ANDREW MAYNARD & MARK AUSTIN

LEVEL 1, 458 SWANSTON STREET,
CARLTON VIC 3053

WWW.MAYNARDARCHITETS.COM
HELLO@MAYNARDARCHITECTS.COM

0497 020 635

ABN: 1911 74 80 636

REGISTERED VICTORIAN ARCHITECT 51303

AUSTIN MAYNARD ARCHITECTS IS THE TRADING NAME OF ANDREW MAYNARD ARCHITECTS PTY LTD

© ANDREW MAYNARD ARCHITECTS THESE DRAWINGS ARE THE COPYRIGHT OF ANDREW MAYNARD ARCHITECTS PTY LTD AND ARE NOT TO BE REPRODUCED WITHOUT WRITTEN APPROVAL.

FIGURED DIMENSIONS TAKE PRECEDENCE OVER SCALED. IF REQUIRED, CONTACT ARCHITECTS FOR FURTHER INFORMATION

#	DATE	REVISION NOTE	BY
C	04.09.26	AMENDMENT	MS

project name
HOPE & AUTUMN

traditional owners
WADAWURRUNG PEOPLE

project address
51-53 HOPE & 66-76 AUTUMN ST, GEELONG WEST 3218

client
UP PROPERTY

stage
FOR PLANNING APPROVAL

drawing
SECTION - YY & ZZ

AM.A project number
240516

scale @ A1
As indicated

print date
4/09/2026 3:10:32 PM

Cloud Models:\HOPE & AUTUMN REC\T\240516 Hope & Autumn Revised Scheme.rvt

A 303 **C**

Clause 55.07 Compliance Table - Apartments

#	Type	ST	Bedrooms 1	2	3	Transport Allocation Cars	Access B42 Compliant	POS B43 Compliant	Storage B44 Compliant	Functional Layout B46 Compliant	B47 Compliant	Ventilation B49 Compliant
LEVEL G												
A-G01	TYPE A6				1	2	1	1	1	1	1	1
A-G02	TYPE A5			1		1	1	1	1	1	1	1
A-G03	TYPE A5			1		1	1	1	1	1	1	1
A-G04	TYPE A5			1		1	1	1	1	1	1	1
A-G05	TYPE A5			1		1	1	1	1	1	1	1
A-G06	TYPE A4				1	1	1	1	1	1	1	1
A-G07	TYPE A3				1	1	1	1	1	1	1	1
A-G08	TYPE A2			1		1	1	0	1	1	1	1
A-G09	TYPE A1		1			1	1	1	1	1	1	1
A-G10	TYPE A2			1		1	1	0	1	1	1	1
A-G11	TYPE A1		1			1	1	1	1	1	1	1
H-G01	TYPE H1		1			1	1	1	1	1	1	1
H-G02	TYPE H2				1	1	1	1	1	1	1	1
H-G03	TYPE H3			1		1	1	1	1	1	1	1
H-G04	TYPE H4		1			1	1	1	1	1	1	1
H-G05	TYPE H5				1	2	1	1	1	1	1	1
LEVEL 1												
A-101	TYPE A10		1			1	1	1	1	1	1	1
A-102	TYPE A5			1		1	1	1	1	1	1	1
A-103	TYPE A5			1		1	1	1	1	1	1	1
A-104	TYPE A7		1			1	1	0	1	1	1	1
A-105	TYPE A5			1		1	1	1	1	1	1	1
A-106	TYPE A5			1		1	1	1	1	1	1	1
A-107	TYPE A5			1		1	1	1	1	1	1	1
A-108	TYPE A4				1	1	1	1	1	1	1	1
A-109	TYPE A3				1	1	1	1	1	1	1	1
A-110	TYPE A2			1		1	1	0	1	1	1	1
A-111	TYPE A1		1			1	1	1	1	1	1	1
A-112	TYPE A2			1		1	1	0	1	1	1	1
A-113	TYPE A9	1					1	0	0	0	0	1
A-114	TYPE A1		1			1	1	1	1	1	1	1
A-115	TYPE A8			1		1	1	0	1	1	1	1
A-116	TYPE A7		1			1	1	0	1	1	1	1
H-101	TYPE H1		1			1	1	1	1	1	1	1
H-102	TYPE H6			1		1	1	1	1	1	1	1
H-103	TYPE H2				1	1	1	1	1	1	1	1
H-104	TYPE H7			1		1	1	1	1	1	1	1
H-105	TYPE H8			1		1	1	0	1	1	1	0
H-106	TYPE H9			1		1	1	0	1	1	1	1
LEVEL 2												
A-201	TYPE A10		1			1	1	1	1	1	1	1
A-202	TYPE A5			1		1	1	1	1	1	1	1
A-203	TYPE A5			1		1	1	1	1	1	1	1
A-204	TYPE A7		1			1	1	0	1	1	1	1
A-205	TYPE A5			1		1	1	1	1	1	1	1
A-206	TYPE A5			1		1	1	1	1	1	1	1
A-207	TYPE A5			1		1	1	1	1	1	1	1
A-208	TYPE A12			1		1	1	1	1	1	1	1
A-209	TYPE A11		1			1	1	1	1	1	1	1
A-210	TYPE A2			1		1	1	0	1	1	1	1
A-211	TYPE A1		1			1	1	1	1	1	1	1
A-212	TYPE A2			1		1	1	0	1	1	1	1
A-213	TYPE A9	1					1	0	0	0	0	1
A-214	TYPE A1		1			1	1	1	1	1	1	1
A-215	TYPE A8			1		1	1	0	1	1	1	1
A-216	TYPE A7		1			1	1	0	1	1	1	1
H-201	TYPE A1		1			1	1	1	1	1	1	1
H-202	TYPE H6			1		1	1	1	1	1	1	1
H-203	TYPE H2				1	2	1	1	1	1	1	1
H-204	TYPE H7			1		1	1	1	1	1	1	1
H-205	TYPE H8			1		1	1	0	1	1	1	0
H-206	TYPE H9			1		1	1	0	1	1	1	1
LEVEL 3												
A-301	TYPE A10		1			1	1	1	1	1	1	1
A-302	TYPE A5			1		1	1	1	1	1	1	1
A-303	TYPE A5			1		1	1	1	1	1	1	1
A-304	TYPE A7		1			1	1	0	1	1	1	1
A-305	TYPE A5			1		1	1	1	1	1	1	1
A-306	TYPE A5			1		1	1	1	1	1	1	1
A-307	TYPE A5			1		1	1	1	1	1	1	1
A-308	TYPE A2			1		1	1	0	1	1	1	1
A-309	TYPE A1		1			1	1	1	1	1	1	1
A-310	TYPE A2			1		1	1	0	1	1	1	1
A-311	TYPE A9	1					1	0	0	0	0	1
A-312	TYPE A1		1			1	1	1	1	1	1	1
A-313	TYPE A8			1		1	1	0	1	1	1	1
A-314	TYPE A7		1			1	1	0	1	1	1	1
H-301	TYPE H1		1			1	1	1	1	1	1	1
H-302	TYPE H10				1	2	1	1	1	1	1	1
H-303	TYPE H11				1	2	1	1	1	1	1	1
H-304	TYPE H9			1		1	1	0	1	1	1	1
LEVEL 4												
A-401	TYPE A5			1		1	1	1	1	1	1	1
A-402	TYPE A5			1		1	1	1	1	1	1	1
A-403	TYPE A7		1			1	1	0	1	1	1	1
A-404	TYPE A5			1		1	1	1	1	1	1	1
A-405	TYPE A13		1			1	1	1	1	1	1	1
A-406	TYPE A1		1			1	1	1	1	1	1	1
A-407	TYPE A2			1		1	1	0	1	1	1	1
A-408	TYPE A9	1					1	0	0	0	0	1
A-409	TYPE A1		1			1	1	1	1	1	1	1
A-410	TYPE A8			1		1	1	0	1	1	1	1
totals: 88			27	46	11	89	88	59	84	84	84	86
		4										
		4.5%	30.7%	52.3%	12.5%	100%	100.0%	67.0%	95.5%	95.5%	95.5%	97.7%

APARTMENT LAYOUTS GENERAL NOTES:

1. All Apartment Entry Doors to comply with the requirements of AS 1428.1

2. All apartments to achieve a LHA Guidelines Silver standard.

2. All showers to have set downs within the structure to allow hob or step free entry.

3. Some apartments to be provided a basement storage cage. These are 4m3 or larger.

4. Units provided with 1 car space for one, two and three bedroom homes. Surplus allocated to select three bedroom homes with discretion to be allocated at sales by the developers.

5. Overhead storage cupboards to be provided above fridge joinery units.

This copied document to be made available for the sole purpose of enabling its consideration and review as part of a planning process under the Planning and Environment Act 1987. The document must not be used for any purpose which may breach any copyright

TYPE A1

1 : 100

Quantity of Type 10

A-G09, A-G11, A-111, A-114, A-211, A-214, A-309, A-312, A-406, A-409

Bedrooms 1

Bathrooms 1

Study 0

Powder Room 0

Car Parking Allocation 1

Bike Parking Allocation 0

BADS

B42 Accessible **YES**

Clear 1.2M Path YES

Compliant Bathroom Layout YES

B43 Private Open Space **YES**

Required 8 m² with 1.7 m min Width

Provided 8.6 m² with 2.2 m min Width

B44 Storage **YES**

Required 10.0 m³ total, 6.0 m³ of Internal

Internal 7.7 m³

External 3.3 m³ min. storage cage provided in basement

Total 10.0 m³

B46 Functional Layout **YES**

Living Room YES

Bedroom 1 YES

Other Bedroom /

B47 Room Depth **YES**

Ceiling Height 2.7 m

B48 Windows **YES**

B49 Natural Ventilation **YES**

Min. 5M / Max. 18M

**Door Catches to be Installed for Bedroom Doors*

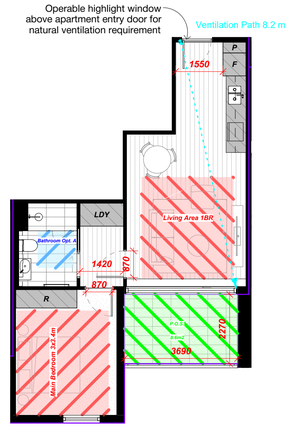

B44 STORAGE - A1		
APARTMENT TYPE	JOINERY	VOLUME
TYPE A1	KITCHEN w OH	2.0 m³
TYPE A1	FRIDGE	0.2 m³
TYPE A1	ROBE	2.5 m³
TYPE A1	PANTRY	0.6 m³
TYPE A1	LAUNDRY	2.2 m³
TYPE A1	MED CABINET	0.2 m³
		7.7 m³

TYPE A2

1 : 100

Quantity of Type 9

A-G08, A-G10, A-110, A-112, A-210, A-212, A-308, A-310, A-407

Bedrooms 2

Bathrooms 2

Study 0

Powder Room 0

Car Parking Allocation 1

Bike Parking Allocation 0

BADS

B42 Accessible **YES**

Clear 1.2M Path YES

Compliant Bathroom Layout YES

B43 Private Open Space **NO**

Required 8 m² with 1.7 m min Width

Provided 6.3 m² with 1.9 m min Width

B44 Storage **YES**

Required 14.0 m³ total, 9.0 m³ of Internal

Internal 16.1 m³

External 0.0 m³

Total 16.1 m³

B46 Functional Layout **YES**

Living Room YES

Bedroom 1 YES

Other Bedroom YES

B47 Room Depth **YES**

Ceiling Height 2.7 m

B48 Windows **YES**

B49 Natural Ventilation **YES**

Min. 5M / Max. 18M

**Door Catches to be Installed for Bedroom Doors*

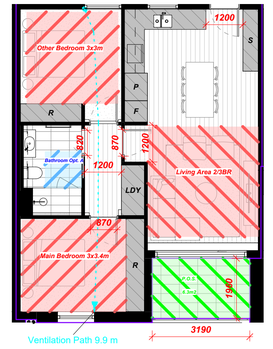

B44 STORAGE - A2		
APARTMENT TYPE	JOINERY	VOLUME
TYPE A2	FRIDGE	0.2 m³
TYPE A2	ROBE	2.5 m³
TYPE A2	LAUNDRY	2.6 m³
TYPE A2	ROBE	3.8 m³
TYPE A2	STORAGE 500D	2.1 m³
TYPE A2	KITCHEN w OH	1.7 m³
TYPE A2	PANTRY	1.4 m³
TYPE A2	KITCHEN BASE	1.6 m³
TYPE A2	MED CABINET	0.2 m³
		16.1 m³

TYPE A3

1 : 100

Quantity of Type 2

A-G07, A-109

Bedrooms 3

Bathrooms 2

Study 0

Powder Room 0

Car Parking Allocation 1

Bike Parking Allocation 0

BADS

B42 Accessible **YES**

Clear 1.2M Path YES

Compliant Bathroom Layout YES

B43 Private Open Space **YES**

Required 8 m² with 1.7 m min Width

Provided 8.9 m² with 2.2 m min Width

B44 Storage **YES**

Required 18.0 m³ total, 12.0 m³ of Internal

Internal 18.1 m³

External 0.0 m³

Total 18.1 m³

B46 Functional Layout **YES**

Living Room YES

Bedroom 1 YES

Other Bedroom YES

B47 Room Depth **YES**

Ceiling Height 2.7 m

B48 Windows **YES**

B49 Natural Ventilation **YES**

Min. 5M / Max. 18M

**Door Catches to be Installed for Bedroom Doors*



B44 STORAGE - A3		
APARTMENT TYPE	JOINERY	VOLUME
TYPE A3	ROBE	2.3 m³
TYPE A3	FRIDGE	0.2 m³
TYPE A3	LAUNDRY	2.7 m³
TYPE A3	PANTRY	1.4 m³
TYPE A3	ROBE	2.3 m³
TYPE A3	ROBE	2.3 m³
TYPE A3	KITCHEN w OH	2.1 m³
TYPE A3	STORAGE 750D	1.4 m³
TYPE A3	ISLAND 900D	1.3 m³
TYPE A3	ROBE	1.7 m³
TYPE A3	MED CABINET	0.2 m³
TYPE A3	MED CABINET	0.2 m³
		18.1 m³

TYPE A4

1 : 100

Quantity of Type 2

A-G06, A-108

Bedrooms 3

Bathrooms 2

Study 0

Powder Room 0

Car Parking Allocation 1

Bike Parking Allocation 0

BADS

B42 Accessible **YES**

Clear 1.2M Path YES

Compliant Bathroom Layout YES

B43 Private Open Space **YES**

Required 8 m² with 1.7 m min Width

Provided 10.8 m² with 3.2 m min Width

B44 Storage **YES**

Required 18.0 m³ total, 12.0 m³ of Internal

Internal 21.1 m³

External 0.0 m³

Total 21.1 m³

B46 Functional Layout **YES**

Living Room YES

Bedroom 1 YES

Other Bedroom YES

B47 Room Depth **YES**

Ceiling Height 2.7 m

B48 Windows **YES**

B49 Natural Ventilation **YES**

Min. 5M / Max. 18M

**Door Catches to be Installed for Bedroom Doors*

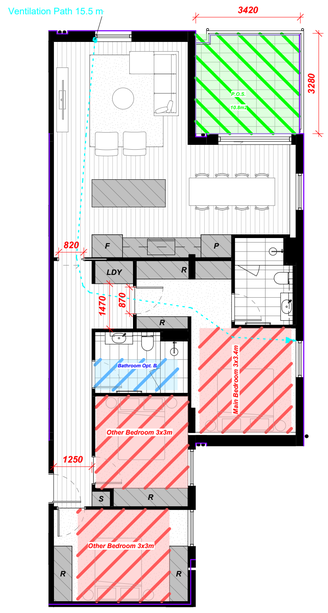

B44 STORAGE - A4		
APARTMENT TYPE	JOINERY	VOLUME
TYPE A4	ISLAND 900D	1.3 m³
TYPE A4	KITCHEN w OH	2.0 m³
TYPE A4	LAUNDRY	2.0 m³
TYPE A4	ROBE 400d	1.4 m³
TYPE A4	ROBE	3.9 m³
TYPE A4	FRIDGE	0.2 m³
TYPE A4	PANTRY	1.6 m³
TYPE A4	MED CABINET	0.2 m³
TYPE A4	MED CABINET	0.2 m³
TYPE A4	ROBE	3.1 m³
TYPE A4	ROBE	2.3 m³
TYPE A4	ROBE	2.3 m³
TYPE A4	STORAGE 600D	0.6 m³
		21.1 m³

AUSTIN MAYNARD ARCHITECTS

DIRECTORS ANDREW MAYNARD & MARK AUSTIN

LEVEL 1, 458 SWANSTON STREET,
CARLTON VIC 3053

WWW.MAYNARDARCHITETS.COM
HELLO@MAYNARDARCHITECTS.COM

0497 020 635

ABN: 1911 74 80 636

REGISTERED VICTORIAN ARCHITECT 51303

AUSTIN MAYNARD ARCHITECTS IS THE TRADING NAME OF ANDREW MAYNARD ARCHITECTS PTY LTD

© ANDREW MAYNARD ARCHITECTS THESE DRAWINGS ARE THE COPYRIGHT OF ANDREW MAYNARD ARCHITECTS PTY LTD AND ARE NOT TO BE REPRODUCED WITHOUT WRITTEN APPROVAL.

FIGURED DIMENSIONS TAKE PRECEDENCE OVER SCALED. IF REQUIRED, CONTACT ARCHITECTS FOR FURTHER INFORMATION

ADVERTISED PLAN

#	DATE	REVISION NOTE	BY
C	04.09.26	AMENDMENT	MS

project name

HOPE & AUTUMN

traditional owners

WADAWURRUNG PEOPLE

project address

51-53 HOPE & 66-76 AUTUMN ST, GEELONG WEST 3218

client

UP PROPERTY

stage

FOR PLANNING APPROVAL

drawing

PLAN DIAGRAM - BADS COMPLIANCE 01

AM.A project number

240516

scale @ A1

1 : 100

print date

4/09/2026 3:10:36 PM

Cloud Models:\HOPE & AUTUMN REVIT\240516 Hope & Autumn Revised Scheme.rvt

A 401 **C**

TYPE A5

1 : 100

Quantity of Type	22
	A-G02, A-G03, A-G04, A-G05, A-102, A-103, A-105, A-106, A-107, A-202, A-203, A-205, A-206, A-207, A-302, A-303, A-305, A-306, A-307, A-401, A-402, A-404
Bedrooms	2
Bathrooms	2
Study	0
Powder Room	0
Car Parking Allocation	1
Bike Parking Allocation	0
BADS	
B42 Accessible	**YES**
Clear 1.2M Path	YES
Compliant Bathroom Layout	YES
B43 Private Open Space	**YES**
Required	8 m² with 1.7 m min Width
Provided	11 m² with 3.2 m min Width
B44 Storage	**YES**
Required	14.0 m³ total, 9.0 m³ of Internal
Internal	12.1 m³
External	1.9 m³ min. storage cage provided in basement
Total	14.0 m³
B46 Functional Layout	**YES**
Living Room	YES
Bedroom 1	YES
Other Bedroom	YES
B47 Room Depth	**YES**
Ceiling Height	2.7 m
B48 Windows	**YES**
B49 Natural Ventilation	**YES**
Min. 5M / Max. 18M	
**Door Catches to be Installed for Bedroom Doors*	

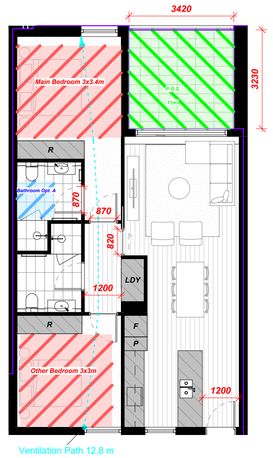

B44 STORAGE - A5		
APARTMENT TYPE	JOINERY	VOLUME
TYPE A5	FRIDGE	0.2 m³
TYPE A5	KITCHEN w OH	2.0 m³
TYPE A5	ISLAND 800D	1.2 m³
TYPE A5	ROBE	2.7 m³
TYPE A5	PANTRY	0.7 m³
TYPE A5	MED CABINET	0.2 m³
TYPE A5	MED CABINET	0.2 m³
TYPE A5	LAUNDRY	2.2 m³
TYPE A5	ROBE	2.8 m³
		12.1 m³

TYPE A6

1 : 100

Quantity of Type	1
	A-G01
Bedrooms	3
Bathrooms	2
Study	0
Powder Room	0
Car Parking Allocation	1
Bike Parking Allocation	0
BADS	
B42 Accessible	**YES**
Clear 1.2M Path	YES
Compliant Bathroom Layout	YES
B43 Private Open Space	**YES**
Required	8 m² with 1.7 m min Width
Provided	65.5 m² with 1.7 m min Width
B44 Storage	**YES**
Required	18.0 m³ total, 12.0 m³ of Internal
Internal	18.0 m³
External	0.0 m³
Total	18.0 m³
B46 Functional Layout	**YES**
Living Room	YES
Bedroom 1	YES
Other Bedroom	YES
B47 Room Depth	**YES**
Ceiling Height	2.7 m
B48 Windows	**YES**
B49 Natural Ventilation	**YES**
Min. 5M / Max. 18M	
**Door Catches to be Installed for Bedroom Doors*	

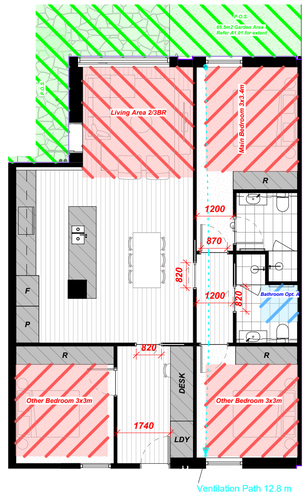

B44 STORAGE - A6		
APARTMENT TYPE	JOINERY	VOLUME
TYPE A6	MED CABINET	0.2 m³
TYPE A6	MED CABINET	0.2 m³
TYPE A6	ROBE	4.0 m³
TYPE A6	ROBE	2.5 m³
TYPE A6	ROBE	2.6 m³
TYPE A6	KITCHEN w OH	2.8 m³
TYPE A6	ISLAND 900D	1.6 m³
TYPE A6	FRIDGE	0.2 m³
TYPE A6	LAUNDRY	1.9 m³
TYPE A6	DESK 750D	
TYPE A6	PANTRY	1.9 m³
		18.0 m³

TYPE A7

1 : 100

Quantity of Type	7
	A-104, A-116, A-204, A-216, A-304, A-314, A-403
Bedrooms	1
Bathrooms	1
Study	0
Powder Room	0
Car Parking Allocation	1
Bike Parking Allocation	0
BADS	
B42 Accessible	**YES**
Clear 1.2M Path	YES
Compliant Bathroom Layout	YES
B43 Private Open Space	**NO**
Required	8 m² with 1.7 m min Width
Provided	7 m² with 1.8 m min Width
B44 Storage	**YES**
Required	10.0 m³ total, 6.0 m³ of Internal
Internal	7.9 m³
External	2.1 m³ min. storage cage provided in basement
Total	13.4 m³
B46 Functional Layout	**YES**
Living Room	YES
Bedroom 1	YES
Other Bedroom	YES
B47 Room Depth	**YES**
Ceiling Height	2.7 m
B48 Windows	**YES**
B49 Natural Ventilation	**YES**
Min. 5M / Max. 18M	
**Door Catches to be Installed for Bedroom Doors*	

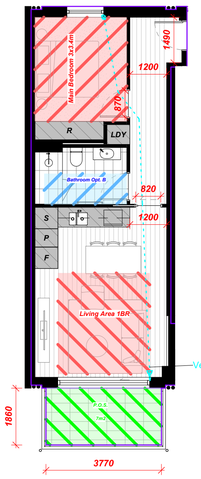

B44 STORAGE - A7		
APARTMENT TYPE	JOINERY	VOLUME
TYPE A7	ROBE	2.8 m³
TYPE A7	LAUNDRY	1.0 m³
TYPE A7	KITCHEN w OH	1.9 m³
TYPE A7	FRIDGE	0.2 m³
TYPE A7	PANTRY	0.9 m³
TYPE A7	STORAGE 750D	1.1 m³
		7.9 m³

AUSTIN MAYNARD ARCHITECTS

DIRECTORS ANDREW MAYNARD & MARK AUSTIN

LEVEL 1, 458 SWANSTON STREET,
CARLTON VIC 3053

WWW.MAYNARDARCHITETS.COM
HELLO@MAYNARDARCHITECTS.COM

0497 020 635

ABN: 1911 74 80 636

REGISTERED VICTORIAN ARCHITECT 51303

AUSTIN MAYNARD ARCHITECTS IS THE TRADING NAME OF ANDREW MAYNARD ARCHITECTS PTY LTD

© ANDREW MAYNARD ARCHITECTS THESE DRAWINGS ARE THE COPYRIGHT OF ANDREW MAYNARD ARCHITECTS PTY LTD AND ARE NOT TO BE REPRODUCED WITHOUT WRITTEN APPROVAL.

FIGURED DIMENSIONS TAKE PRECEDENCE OVER SCALED. IF REQUIRED, CONTACT ARCHITECTS FOR FURTHER INFORMATION

ADVERTISED PLAN

TYPE A8

1 : 100

Quantity of Type	8
	A-115, A-215, A-313, A-410
Bedrooms	2
Bathrooms	1
Study	0
Powder Room	0
Car Parking Allocation	1
Bike Parking Allocation	0
BADS	
B42 Accessible	**YES**
Clear 1.2M Path	YES
Compliant Bathroom Layout	YES
B43 Private Open Space	**NO**
Required	8 m² with 1.7 m min Width
Provided	7.2 m² with 1.9 m min Width
B44 Storage	**YES**
Required	14.0 m³ total, 9.0 m³ of Internal
Internal	14.0 m³
External	0.0 m³
Total	14.0 m³
B46 Functional Layout	**YES**
Living Room	YES
Bedroom 1	YES
Other Bedroom	YES
B47 Room Depth	**YES**
Ceiling Height	2.7 m
B48 Windows	**YES**
B49 Natural Ventilation	**YES**
Min. 5M / Max. 18M	
**Door Catches to be Installed for Bedroom Doors*	



B44 STORAGE - A8		
APARTMENT TYPE	JOINERY	VOLUME
TYPE A8	KITCHEN w OH	2.0 m³
TYPE A8	FRIDGE	0.2 m³
TYPE A8	PANTRY	0.7 m³
TYPE A8	ROBE	2.5 m³
TYPE A8	ROBE	2.5 m³
TYPE A8	ISLAND 900D	1.1 m³
TYPE A8	LAUNDRY	2.0 m³
TYPE A8	MED CABINET	0.2 m³
TYPE A8	ROBE 810D	2.7 m³
		14.0 m³

TYPE A9

1 : 100

Quantity of Type	4
	A-113, A-213, A-311, A-408
Bedrooms	1
Bathrooms	1
Study	0
Powder Room	0
Car Parking Allocation	1
Bike Parking Allocation	0
BADS	
B42 Accessible	**YES**
Clear 1.2M Path	YES
Compliant Bathroom Layout	YES
B43 Private Open Space	**NO**
Required	8 m² with 1.7 m min Width
Provided	7.8 m² with 2 m min Width
B44 Storage	**NO**
Required	10.0 m³ total, 6.0 m³ of Internal
Internal	4.5 m³
External	6.5 m³ min. storage cage provided in basement
Total	10.0 m³
B46 Functional Layout	**NO**
Living Room	YES
Bedroom 1	NO
Other Bedroom	/
B47 Room Depth	**NO**
Ceiling Height	2.7 m
B48 Windows	**YES**
B49 Natural Ventilation	**YES**
Min. 5M / Max. 18M	
**Door Catches to be Installed for Bedroom Doors*	

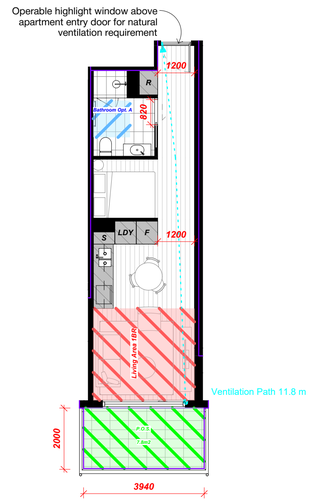

B44 STORAGE - A9		
APARTMENT TYPE	JOINERY	VOLUME
TYPE A9	ROBE	1.0 m³
TYPE A9	FRIDGE	0.2 m³
TYPE A9	LAUNDRY	1.1 m³
TYPE A9	STORAGE 400D	0.6 m³
TYPE A9	KITCHEN w OH	1.7 m³
		4.5 m³

TYPE A10

1 : 100

Quantity of Type	3
	A-101, A-201, A-301
Bedrooms	1
Bathrooms	1
Study	0
Powder Room	0
Car Parking Allocation	1
Bike Parking Allocation	0
BADS	
B42 Accessible	**YES**
Clear 1.2M Path	YES
Compliant Bathroom Layout	YES
B43 Private Open Space	**YES**
Required	8 m² with 1.7 m min Width
Provided	8.6 m² with 1.7 m min Width
B44 Storage	**YES**
Required	10.0 m³ total, 6.0 m³ of Internal
Internal	8.0 m³
External	2.0 m³ min. storage cage provided in basement
Total	10.0 m³
B46 Functional Layout	**YES**
Living Room	YES
Bedroom 1	YES
Other Bedroom	/
B47 Room Depth	**YES**
Ceiling Height	2.7 m
B48 Windows	**YES**
B49 Natural Ventilation	**YES**
Min. 5M / Max. 18M	
**Door Catches to be Installed for Bedroom Doors*	

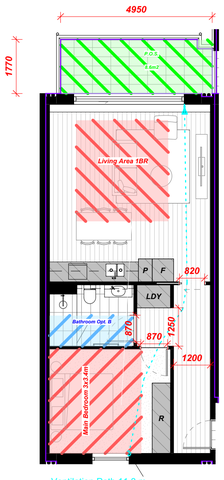

B44 STORAGE - A10		
APARTMENT TYPE	JOINERY	VOLUME
TYPE A10	FRIDGE	0.2 m³
TYPE A10	PANTRY	0.7 m³
TYPE A10	KITCHEN w OH	2.3 m³
TYPE A10	MED CABINET	0.2 m³
TYPE A10	ROBE	2.9 m³
TYPE A10	LAUNDRY	1.7 m³
		8.0 m³

This copied document to be made available for the sole purpose of enabling its consideration and review as part of a planning process under the Planning and Environment Act 1987. The document must not be used for any purpose which may breach any copyright

#	DATE	REVISION NOTE	BY
C	04.09.26	AMENDMENT	MS

project name

HOPE & AUTUMN

traditional owners

WADAWURRUNG PEOPLE

project address

51-53 HOPE & 66-76 AUTUMN ST, GEELONG WEST 3218

client

UP PROPERTY

stage

FOR PLANNING APPROVAL

drawing

PLAN DIAGRAM - BADS COMPLIANCE 02

AM.A project number

240516

scale @ A1

1 : 100

print date

4/09/2026 3:10:41 PM

Cloud Models:\HOPE & AUTUMN REC\T\240516 Hope & Autumn Revised Scheme.rvt

A 402 C

TYPE A11 BADS

1 : 100

Quantity of Type	1
	A-209
Bedrooms	1
Bathrooms	1
Study	0
Powder Room	0
Car Parking Allocation	1
Bike Parking Allocation	0
BADS	
B42 Accessible	**YES**
Clear 1.2M Path	YES
Compliant Bathroom Layout	YES
B43 Private Open Space	**YES**
Required	8 m² with 1.7 m min Width
Provided	8.9 m² with 2.2 m min Width
B44 Storage	**YES**
Required	10.0 m³ total, 6.0 m³ of Internal
Internal	7.6 m³
External	2.4 m³
Total	10.0 m³ min. storage cage provided in basement
B46 Functional Layout	**YES**
Living Room	YES
Bedroom 1	YES
Other Bedroom	/
B47 Room Depth	**YES**
Ceiling Height	2.7 m
B48 Windows	**YES**
B49 Natural Ventilation	**YES**
Min. 5M / Max. 18M	

**Door Catches to be Installed for Bedroom Doors*

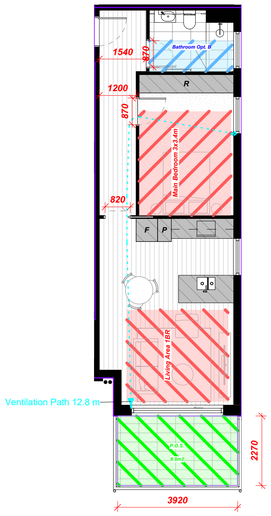

B44 STORAGE - A11

APARTMENT TYPE	JOINERY	VOLUME
TYPE A11	ROBE	3.9 m³
TYPE A11	MED CABINET	0.2 m³
TYPE A11	FRIDGE	0.2 m³
TYPE A11	PANTRY	0.7 m³
TYPE A11	KITCHEN w OH	1.6 m³
TYPE A11	ISLAND 900D	1.0 m³
		7.6 m³

TYPE A12

1 : 100

Quantity of Type	1
	A-208
Bedrooms	1
Bathrooms	1
Study	0
Powder Room	0
Car Parking Allocation	1
Bike Parking Allocation	0
BADS	
B42 Accessible	**YES**
Clear 1.2M Path	YES
Compliant Bathroom Layout	YES
B43 Private Open Space	**YES**
Required	8 m² with 1.7 m min Width
Provided	13 m² with 3.2 m min Width
B44 Storage	**YES**
Required	14.0 m³ total, 9.0 m³ of Internal
Internal	10.1 m³
External	3.9 m³ min. storage cage provided in basement
Total	14.0 m³
B46 Functional Layout	**YES**
Living Room	YES
Bedroom 1	YES
Other Bedroom	YES
B47 Room Depth	**YES**
Ceiling Height	2.7 m
B48 Windows	**YES**
B49 Natural Ventilation	**YES**
Min. 5M / Max. 18M	

**Door Catches to be Installed for Bedroom Doors*

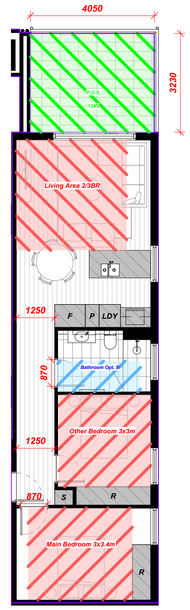

B44 STORAGE - A12

APARTMENT TYPE	JOINERY	VOLUME
TYPE A12	900h 600d	
TYPE A12	MED CABINET	0.2 m³
TYPE A12	ROBE	3.1 m³
TYPE A12	ROBE	2.3 m³
TYPE A12	STORAGE 600D	0.6 m³
TYPE A12	ISLAND 900D	1.1 m³
TYPE A12	KITCHEN w OH	0.8 m³
TYPE A12	LAUNDRY	1.1 m³
TYPE A12	PANTRY	0.7 m³
TYPE A12	FRIDGE	0.2 m³
		10.1 m³

TYPE A13

1 : 100

Quantity of Type	1
	A-405
Bedrooms	1
Bathrooms	1
Study	0
Powder Room	0
Car Parking Allocation	1
Bike Parking Allocation	0
BADS	
B42 Accessible	**YES**
Clear 1.2M Path	YES
Compliant Bathroom Layout	YES
B43 Private Open Space	**YES**
Required	8 m² with 1.7 m min Width
Provided	12.2 m² with 3.2 m min Width
B44 Storage	**YES**
Required	10.0 m³ total, 6.0 m³ of Internal
Internal	9.4 m³
External	0.6 m³ min. storage cage provided in basement
Total	10.0 m³
B46 Functional Layout	**YES**
Living Room	YES
Bedroom 1	YES
Other Bedroom	/
B47 Room Depth	**YES**
Ceiling Height	2.7 m
B48 Windows	**YES**
B49 Natural Ventilation	**YES**
Min. 5M / Max. 18M	

**Door Catches to be Installed for Bedroom Doors*

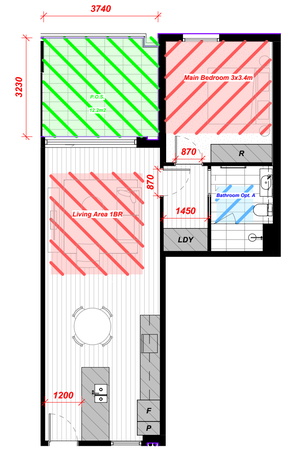

B44 STORAGE - A13

APARTMENT TYPE	JOINERY	VOLUME
TYPE A13	MED CABINET	0.2 m³
TYPE A13	LAUNDRY	2.3 m³
TYPE A13	ROBE	2.5 m³
TYPE A13	KITCHEN w OH	2.2 m³
TYPE A13	FRIDGE	0.2 m³
TYPE A13	PANTRY	0.7 m³
TYPE A13	ISLAND 900D	1.3 m³
		9.4 m³

AUSTIN MAYNARD ARCHITECTS

DIRECTORS ANDREW MAYNARD & MARK AUSTIN

LEVEL 1, 458 SWANSTON STREET,
CARLTON VIC 3053

WWW.MAYNARDARCHITETS.COM
HELLO@MAYNARDARCHITECTS.COM

0497 020 635

ABN: 1911 74 80 636

REGISTERED VICTORIAN ARCHITECT 51303

AUSTIN MAYNARD ARCHITECTS IS THE TRADING NAME OF ANDREW MAYNARD ARCHITECTS PTY LTD

© ANDREW MAYNARD ARCHITECTS THESE DRAWINGS ARE THE COPYRIGHT OF ANDREW MAYNARD ARCHITECTS PTY LTD AND ARE NOT TO BE REPRODUCED WITHOUT WRITTEN APPROVAL.

FIGURED DIMENSIONS TAKE PRECEDENCE OVER SCALED. IF REQUIRED, CONTACT ARCHITECTS FOR FURTHER INFORMATION

ADVERTISED PLAN

TYPE H1

1 : 100

Quantity of Type	3
	H-G01, H-101, H-301
Bedrooms	1
Bathrooms	1
Study	0
Powder Room	0
Car Parking Allocation	1
Bike Parking Allocation	0
BADS	
B42 Accessible	**YES**
Clear 1.2M Path	YES
Compliant Bathroom Layout	YES
B43 Private Open Space	**YES**
Required	8 m² with 1.7 m min Width
Provided	13.3 m² with 2.8 m min Width
B44 Storage	**YES**
Required	10.0 m³ total, 6.0 m³ of Internal
Internal	9.4 m³
External	0.6 m³ min. storage cage provided in basement
Total	10.0 m³
B46 Functional Layout	**YES**
Living Room	YES
Bedroom 1	YES
Other Bedroom	/
B47 Room Depth	**YES**
Ceiling Height	2.7 m
B48 Windows	**YES**
B49 Natural Ventilation	**YES**
Min. 5M / Max. 18M	

**Door Catches to be Installed for Bedroom Doors*

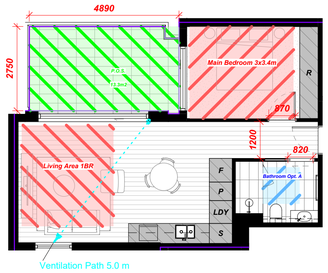

B44 STORAGE - H1

APARTMENT TYPE	JOINERY	VOLUME
TYPE H1	ROBE	3.8 m³
TYPE H1	MED CABINET	0.2 m³
TYPE H1	FRIDGE	0.2 m³
TYPE H1	PANTRY	0.9 m³
TYPE H1	LAUNDRY	1.2 m³
TYPE H1	STORAGE 750D	1.0 m³
TYPE H1	KITCHEN w OH	2.1 m³
		9.4 m³

TYPE H2

1 : 100

Quantity of Type	3
	H-G02, H-103, H-203
Bedrooms	3
Bathrooms	2
Study	0
Powder Room	0
Car Parking Allocation	1
Bike Parking Allocation	0
BADS	
B42 Accessible	**YES**
Clear 1.2M Path	YES
Compliant Bathroom Layout	YES
B43 Private Open Space	**YES**
Required	8 m² with 1.7 m min Width
Provided	11.7 m² with 3.6 m min Width
B44 Storage	**YES**
Required	18.0 m³ total, 12.0 m³ of Internal
Internal	26.5 m³
External	0.0 m³
Total	16.5 m³
B46 Functional Layout	**YES**
Living Room	YES
Bedroom 1	YES
Other Bedroom	YES
B47 Room Depth	**YES**
Ceiling Height	2.7 m
B48 Windows	**YES**
B49 Natural Ventilation	**YES**
Min. 5M / Max. 18M	

**Door Catches to be Installed for Bedroom Doors*

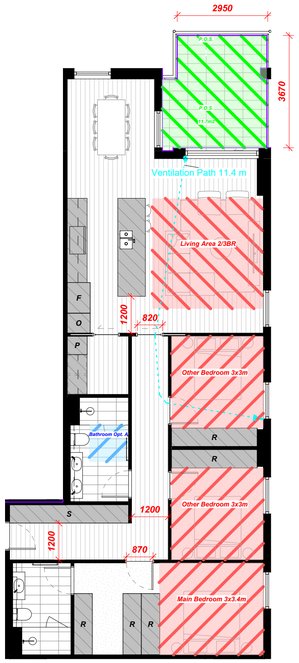

B44 STORAGE - H2

APARTMEN T TYPE	JOINERY	VOLUME
TYPE H2	LAUNDRY w OH	1.0 m³
TYPE H2	STORAGE 600D	4.9 m³
TYPE H2	ROBE	2.5 m³
TYPE H2	ROBE	2.5 m³
TYPE H2	ROBE	2.5 m³
TYPE H2	MED CABINET	0.2 m³
TYPE H2	MED CABINET	0.2 m³
TYPE H2	KITCHEN w OH	2.2 m³
TYPE H2	ISLAND 900D	1.7 m³
TYPE H2	ROBE	3.5 m³
TYPE H2	ROBE	3.5 m³
TYPE H2	PANTRY 650d	0.8 m³
TYPE H2	OVEN	0.6 m³
TYPE H2	FRIDGE	0.2 m³
		26.5 m³

TYPE H3

1 : 100

Quantity of Type	1
	H-G03
Bedrooms	2
Bathrooms	2
Study	0
Powder Room	0
Car Parking Allocation	1
Bike Parking Allocation	0
BADS	
B42 Accessible	**YES**
Clear 1.2M Path	YES
Compliant Bathroom Layout	YES
B43 Private Open Space	**YES**
Required	8 m² with 1.7 m min Width
Provided	34 m² with 1.7 m min Width
B44 Storage	**YES**
Required	14.0 m³ total, 9.0 m³ of Internal
Internal	12.8 m³
External	1.2 m³ min. storage cage provided in basement
Total	14.0 m³
B46 Functional Layout	**YES**
Living Room	YES
Bedroom 1	YES
Other Bedroom	YES
B47 Room Depth	**YES**
Ceiling Height	2.7 m
B48 Windows	**YES**
B49 Natural Ventilation	**NO**
Min. 5M / Max. 18M	

**Door Catches to be Installed for Bedroom Doors*

This copied document to be made available for the sole purpose of enabling its consideration and review as part of a planning process under the Planning and Environment Act 1987. The document must not be used for any purpose which may breach any copyright

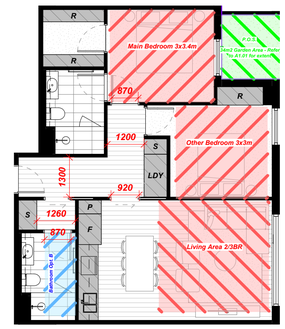

B44 STORAGE - H3

APARTMENT TYPE	JOINERY	VOLUME
TYPE H3	MED CABINET	0.2 m³
TYPE H3	MED CABINET	0.2 m³
TYPE H3	KITCHEN w OH	2.0 m³
TYPE H3	ROBE	1.9 m³
TYPE H3	ROBE 400d	1.7 m³
TYPE H3	ROBE 400d	1.7 m³
TYPE H3	STORAGE 600D	1.2 m³
TYPE H3	LAUNDRY	2.2 m³
TYPE H3	FRIDGE	0.2 m³
TYPE H3	PANTRY	0.7 m³
TYPE H3	STORAGE 750D	0.8 m³
		12.8 m³

#	DATE	REVISION NOTE	BY
C	04.09.26	AMENDMENT	MS

project name

HOPE & AUTUMN

traditional owners

WADAWURRUNG PEOPLE

project address

51-53 HOPE & 66-76 AUTUMN ST, GEELONG WEST 3218

client

UP PROPERTY

stage

FOR PLANNING APPROVAL

drawing

PLAN DIAGRAM - BADS COMPLIANCE 03

AM.A project number

240516

scale @ A1

1 : 100

print date

4/09/2026 3:10:46 PM

Cloud Models:\HOPE & AUTUMN REC\IT\240516 Hope & Autumn Revised Scheme.rvt

A 403 C

TYPE H4

1 : 100

Quantity of Type	1
	H-G04
Bedrooms	1
Bathrooms	1
Study	0
Powder Room	0
Car Parking Allocation	1
Bike Parking Allocation	0
BADS	
B42 Accessible	**YES**
Clear 1.2M Path	YES
Compliant Bathroom Layout	YES
B43 Private Open Space	**YES**
Required	8 m² with 1.7 m min Width
Provided	68.9 m² with 1.7 m min Width
B44 Storage	**YES**
Required	10.0 m³ total, 6.0 m³ of Internal
Internal	11.7 m³
External	0.0 m³
Total	11.7 m³
B46 Functional Layout	**YES**
Living Room	YES
Bedroom 1	YES
Other Bedroom	/
B47 Room Depth	**YES**
Ceiling Height	2.7 m
B48 Windows	**YES**
B49 Natural Ventilation	**YES**
Min. 5M / Max. 18M	
**Door Catches to be Installed for Bedroom Doors*	

This copied document to be made available for the sole purpose of enabling its consideration and review as part of a planning process under the Planning and Environment Act 1987. The document must not be used for any purpose which may breach any copyright

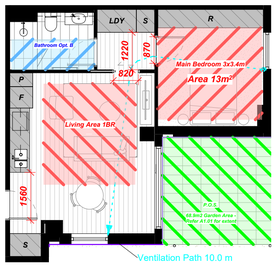

B44 STORAGE - H4		
APARTMENT TYPE	JOINERY	VOLUME
TYPE H4	MED CABINET	0.2 m³
TYPE H4	LAUNDRY	2.0 m³
TYPE H4	STORAGE 750D	0.9 m³
TYPE H4	STORAGE 750D	1.6 m³
TYPE H4	KITCHEN w OH	1.7 m³
TYPE H4	ROBE	4.3 m³
TYPE H4	FRIDGE	0.2 m³
TYPE H4	PANTRY	0.7 m³
		11.7 m³

TYPE H5

1 : 100

Quantity of Type	1
	H-G05
Bedrooms	3
Bathrooms	2
Study	0
Powder Room	1
Car Parking Allocation	1
Bike Parking Allocation	0
BADS	
B42 Accessible	**YES**
Clear 1.2M Path	YES
Compliant Bathroom Layout	YES
B43 Private Open Space	**YES**
Required	8 m² with 1.7 m min Width
Provided	55.5 m² with 1.7 m min Width
B44 Storage	**YES**
Required	18.0 m³ total, 12.0 m³ of Internal
Internal	20.9 m³
External	0.0 m³
Total	20.9 m³
B46 Functional Layout	**YES**
Living Room	YES
Bedroom 1	YES
Other Bedroom	YES
B47 Room Depth	**YES**
Ceiling Height	2.7 m
B48 Windows	**YES**
B49 Natural Ventilation	**YES**
Min. 5M / Max. 18M	
**Door Catches to be Installed for Bedroom Doors*	



B44 STORAGE - H5		
APARTMENT TYPE	JOINERY	VOLUME
TYPE H5	MED CABINET	0.2 m³
TYPE H5	MED CABINET	0.2 m³
TYPE H5	ROBE	4.3 m³
TYPE H5	ROBE	4.3 m³
TYPE H5	ROBE	4.6 m³
TYPE H5	KITCHEN w OH	1.9 m³
TYPE H5	ISLAND 900D	1.7 m³
TYPE H5	FRIDGE	0.2 m³
TYPE H5	PANTRY	0.9 m³
TYPE H5	OVEN	0.6 m³
TYPE H5	LAUNDRY	2.0 m³
		20.9 m³

TYPE H6

1 : 100

Quantity of Type	1
	H-102
Bedrooms	2
Bathrooms	2
Study	0
Powder Room	0
Car Parking Allocation	1
Bike Parking Allocation	0
BADS	
B42 Accessible	**YES**
Clear 1.2M Path	YES
Compliant Bathroom Layout	YES
B43 Private Open Space	**YES**
Required	8 m² with 1.7 m min Width
Provided	10.7 m² with 2.4 m min Width
B44 Storage	**YES**
Required	14.0 m³ total, 9.0 m³ of Internal
Internal	13.1 m³
External	0.9 m³ min. storage cage provided in basement
Total	14.0 m³
B46 Functional Layout	**YES**
Living Room	YES
Bedroom 1	YES
Other Bedroom	YES
B47 Room Depth	**YES**
Ceiling Height	2.7 m
B48 Windows	**YES**
B49 Natural Ventilation	**YES**
Min. 5M / Max. 18M	
**Door Catches to be Installed for Bedroom Doors*	

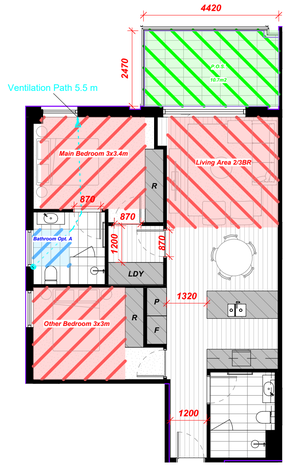

B44 STORAGE - H6		
APARTMENT TYPE	JOINERY	VOLUME
TYPE H6	ROBE	2.5 m³
TYPE H6	PANTRY 650d	1.3 m³
TYPE H6	FRIDGE 650d	0.2 m³
TYPE H6	ISLAND 900D	1.3 m³
TYPE H6	KITCHEN w OH	1.9 m³
TYPE H6	MED CABINET	0.2 m³
TYPE H6	LAUNDRY	2.9 m³
TYPE H6	ROBE	3.0 m³
		13.1 m³

TYPE H7

1 : 100

Quantity of Type	2
	H-104, H-204
Bedrooms	2
Bathrooms	2
Study	0
Powder Room	0
Car Parking Allocation	1
Bike Parking Allocation	0
BADS	
B42 Accessible	**YES**
Clear 1.2M Path	YES
Compliant Bathroom Layout	YES
B43 Private Open Space	**YES**
Required	8 m² with 1.7 m min Width
Provided	11.5 m² with 3.3 m min Width
B44 Storage	**YES**
Required	14.0 m³ total, 9.0 m³ of Internal
Internal	14.0 m³
External	0.0 m³
Total	14.0 m³
B46 Functional Layout	**YES**
Living Room	YES
Bedroom 1	YES
Other Bedroom	YES
B47 Room Depth	**YES**
Ceiling Height	2.7 m
B48 Windows	**YES**
B49 Natural Ventilation	**YES**
Min. 5M / Max. 18M	
**Door Catches to be Installed for Bedroom Doors*	

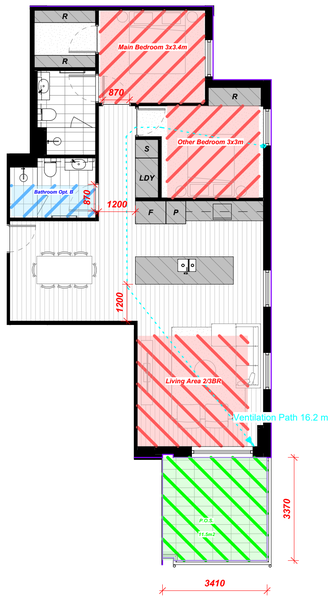

B44 STORAGE - H7		
APARTMENT TYPE	JOINERY	VOLUME
TYPE H7	LAUNDRY	2.0 m³
TYPE H7	FRIDGE	0.2 m³
TYPE H7	STORAGE 750D	1.0 m³
TYPE H7	ROBE	2.2 m³
TYPE H7	MED CABINET	0.2 m³
TYPE H7	ROBE 400d	1.7 m³
TYPE H7	ROBE 400d	1.7 m³
TYPE H7	KITCHEN w OH	2.0 m³
TYPE H7	MED CABINET	0.2 m³
TYPE H7	PANTRY	1.0 m³
TYPE H7	ISLAND 900D	1.7 m³
		14.0 m³

TYPE H8

1 : 100

Quantity of Type	2
	H-105, H-205
Bedrooms	2
Bathrooms	2
Study	
Powder Room	0
Car Parking Allocation	1
Bike Parking Allocation	0
BADS	
B42 Accessible	**YES**
Clear 1.2M Path	YES
Compliant Bathroom Layout	YES
B43 Private Open Space	**NO**
Required	8 m² with 1.7 m min Width
Provided	7.6 m² with 2 m min Width
B44 Storage	**YES**
Required	14.0 m³ total, 9.0 m³ of Internal
Internal	18.0 m³
External	0.0 m³
Total	18.0 m³
B46 Functional Layout	**YES**
Living Room	YES
Bedroom 1	YES
Other Bedroom	YES
B47 Room Depth	**YES**
Ceiling Height	2.7 m
B48 Windows	**YES**
B49 Natural Ventilation	**NO**
Min. 5M / Max. 18M	
**Door Catches to be Installed for Bedroom Doors*	

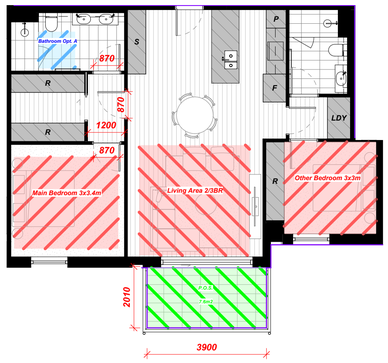

B44 STORAGE - H8		
APARTMENT TYPE	JOINERY	VOLUME
TYPE H8	MED CABINET	0.2 m³
TYPE H8	MED CABINET	0.2 m³
TYPE H8	ROBE	3.2 m³
TYPE H8	ROBE	3.0 m³
TYPE H8	ROBE	3.0 m³
TYPE H8	LAUNDRY	2.1 m³
TYPE H8	STORAGE 600D	2.6 m³
TYPE H8	KITCHEN w OH	1.2 m³
TYPE H8	ISLAND 900D	1.3 m³
TYPE H8	PANTRY 650d	0.8 m³
TYPE H8	FRIDGE	0.2 m³
		18.0 m³

TYPE H9

1 : 100

Quantity of Type	3
	H-106, H-206, H-304
Bedrooms	2
Bathrooms	1
Study	0
Powder Room	1
Car Parking Allocation	1
Bike Parking Allocation	0
BADS	
B42 Accessible	**YES**
Clear 1.2M Path	YES
Compliant Bathroom Layout	YES
B43 Private Open Space	**NO**
Required	8 m² with 1.7 m min Width
Provided	7.1 m² with
B44 Storage	**YES**
Required	14.0 m³ total, 9.0 m³ of Internal
Internal	14.6 m³
External	0.0 m³
Total	14.6 m³
B46 Functional Layout	**YES**
Living Room	YES
Bedroom 1	YES
Other Bedroom	YES
B47 Room Depth	**YES**
Ceiling Height	2.7 m
B48 Windows	**YES**
B49 Natural Ventilation	**YES**
Min. 5M / Max. 18M	
**Door Catches to be Installed for Bedroom Doors*	

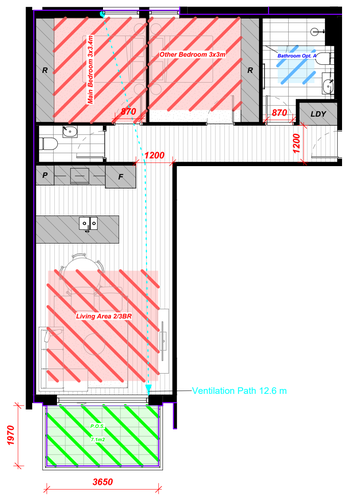

B44 STORAGE - H9		
APARTMENT TYPE	JOINERY	VOLUME
TYPE H9	MED CABINET	0.2 m³
TYPE H9	ROBE	4.3 m³
TYPE H9	ROBE	4.3 m³
TYPE H9	LAUNDRY	2.0 m³
TYPE H9	KITCHEN w OH	1.3 m³
TYPE H9	ISLAND 900D	1.5 m³
TYPE H9	FRIDGE	0.2 m³
TYPE H9	PANTRY 650d	0.8 m³
		14.6 m³

AUSTIN MAYNARD ARCHITECTS

DIRECTORS ANDREW MAYNARD & MARK AUSTIN

LEVEL 1, 458 SWANSTON STREET,
CARLTON VIC 3053

WWW.MAYNARDARCHITETS.COM
HELLO@MAYNARDARCHITECTS.COM

0497 020 635

ABN: 1911 74 80 636

REGISTERED VICTORIAN ARCHITECT 51303

AUSTIN MAYNARD ARCHITECTS IS THE TRADING NAME OF ANDREW MAYNARD ARCHITECTS PTY LTD

© ANDREW MAYNARD ARCHITECTS THESE DRAWINGS ARE THE COPYRIGHT OF ANDREW MAYNARD ARCHITECTS PTY LTD AND ARE NOT TO BE REPRODUCED WITHOUT WRITTEN APPROVAL.

FIGURED DIMENSIONS TAKE PRECEDENCE OVER SCALED. IF REQUIRED, CONTACT ARCHITECTS FOR FURTHER INFORMATION

ADVERTISED PLAN

#	DATE	REVISION NOTE	BY
C	04.09.26	AMENDMENT	MS

project name

HOPE & AUTUMN

traditional owners

WADAWURRUNG PEOPLE

project address

51-53 HOPE & 66-76 AUTUMN ST, GEELONG WEST 3218

client

UP PROPERTY

stage

FOR PLANNING APPROVAL

drawing

PLAN DIAGRAM - BADS COMPLIANCE 04

AM.A project number

240516

scale @ A1

1 : 100

print date

4/09/2026 3:10:51 PM

Cloud Models:\HOPE & AUTUMN RECUT\240516 Hope & Autumn Revised Scheme.rvt

A 404 C

TYPE H10

1 : 100

Quantity of Type 1

H-302

Bedrooms 3

Bathrooms 2

Study 0

Powder Room 1

Car Parking Allocation 1

Bike Parking Allocation 0

BADS

B42 Accessible **YES**

Clear 1.2M Path YES

Compliant Bathroom Layout YES

B43 Private Open Space **YES**

Required 8 m² with 1.7 m min Width

Provided 33.7 m² with 6.4 m min Width

B44 Storage **YES**

Required 18.0 m³ total, 12.0 m³ of Internal

Internal 24.0 m³

External 0.0 m³

Total 24.0 m³

B46 Functional Layout **YES**

Living Room YES

Bedroom 1 YES

Other Bedroom YES

B47 Room Depth **YES**

Ceiling Height 2.7 m

B48 Windows **YES**

B49 Natural Ventilation **YES**

Min. 5M / Max. 18M

**Door Catches to be Installed for Bedroom Doors*

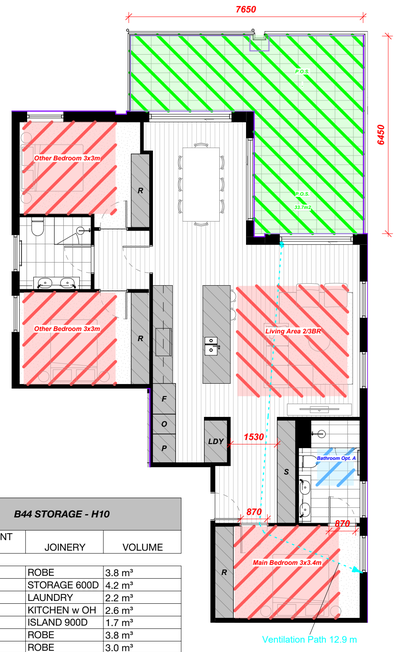

B44 STORAGE - H10

APARTMENT TYPE	JOINERY	VOLUME
TYPE H10	ROBE	3.8 m³
TYPE H10	STORAGE 600D	4.2 m³
TYPE H10	LAUNDRY	2.2 m³
TYPE H10	KITCHEN w OH	2.6 m³
TYPE H10	ISLAND 900D	1.7 m³
TYPE H10	ROBE	3.8 m³
TYPE H10	ROBE	3.0 m³
TYPE H10	FRIDGE	0.2 m³
TYPE H10	OVEN	0.6 m³
TYPE H10	PANTRY	1.5 m³
TYPE H10	MED CABINET	0.2 m³
TYPE H10	MED CABINET	0.2 m³
		24.0 m³

TYPE H11

1 : 100

Quantity of Type 1

H-303

Bedrooms 3

Bathrooms 2

Study 0

Powder Room 0

Car Parking Allocation 1

Bike Parking Allocation 0

BADS

B42 Accessible **YES**

Clear 1.2M Path YES

Compliant Bathroom Layout YES

B43 Private Open Space **YES**

Required 8 m² with 1.7 m min Width

Provided 20 m² with 2 m min Width

B44 Storage **YES**

Required 18.0 m³ total, 12.0 m³ of Internal

Internal 26.4 m³

External 0.0 m³

Total 26.4 m³

B46 Functional Layout **YES**

Living Room YES

Bedroom 1 YES

Other Bedroom YES

B47 Room Depth **YES**

Ceiling Height 2.7 m

B48 Windows **YES**

B49 Natural Ventilation **YES**

Min. 5M / Max. 18M

**Door Catches to be Installed for Bedroom Doors*

B44 STORAGE - H11

APARTMENT TYPE	JOINERY	VOLUME
TYPE H11	MED CABINET	0.2 m³
TYPE H11	MED CABINET	0.2 m³
TYPE H11	ROBE	3.0 m³
TYPE H11	ROBE	3.0 m³
TYPE H11	KITCHEN w OH	1.8 m³
TYPE H11	FRIDGE	0.2 m³
TYPE H11	ISLAND 900D	1.3 m³
TYPE H11	ROBE	4.2 m³
TYPE H11	ROBE	3.8 m³
TYPE H11	STORAGE 600D	2.0 m³
TYPE H11	PANTRY	2.8 m³
TYPE H11	OVEN 650D	0.9 m³
TYPE H11	KITCHEN w OH	1.4 m³
TYPE H11	STORAGE 750D	1.4 m³
		26.4 m³



AUSTIN MAYNARD ARCHITECTS

DIRECTORS ANDREW MAYNARD & MARK AUSTIN

LEVEL 1, 458 SWANSTON STREET,
CARLTON VIC 3053

WWW.MAYNARDARCHITETS.COM
HELLO@MAYNARDARCHITECTS.COM

0497 020 635

ABN: 1911 74 80 636

REGISTERED VICTORIAN ARCHITECT 51303

AUSTIN MAYNARD ARCHITECTS IS THE TRADING NAME OF ANDREW MAYNARD ARCHITECTS PTY LTD

© ANDREW MAYNARD ARCHITECTS THESE DRAWINGS ARE THE COPYRIGHT OF ANDREW MAYNARD ARCHITECTS PTY LTD AND ARE NOT TO BE REPRODUCED WITHOUT WRITTEN APPROVAL.

FIGURED DIMENSIONS TAKE PRECEDENCE OVER SCALED. IF REQUIRED, CONTACT ARCHITECTS FOR FURTHER INFORMATION

ADVERTISED PLAN

This copied document to be made available for the sole purpose of enabling its consideration and review as part of a planning process under the Planning and Environment Act 1987. The document must not be used for any purpose which may breach any copyright

#	DATE	REVISION NOTE	BY
C	04.09.26	AMENDMENT	MS

project name

HOPE & AUTUMN

traditional owners

WADAWURRUNG PEOPLE

project address

51-53 HOPE & 66-76 AUTUMN ST, GEELONG WEST 3218

client

UP PROPERTY

stage

FOR PLANNING APPROVAL

drawing

PLAN DIAGRAM - BADS COMPLIANCE 05

AM.A project number

240516

scale @ A1

1 : 100

print date

4/09/2026 3:10:53 PM

Cloud Models:I:\HOPE & AUTUMN REC\IT\240516 Hope & Autumn Revised Scheme.rvt

A 405 **C**

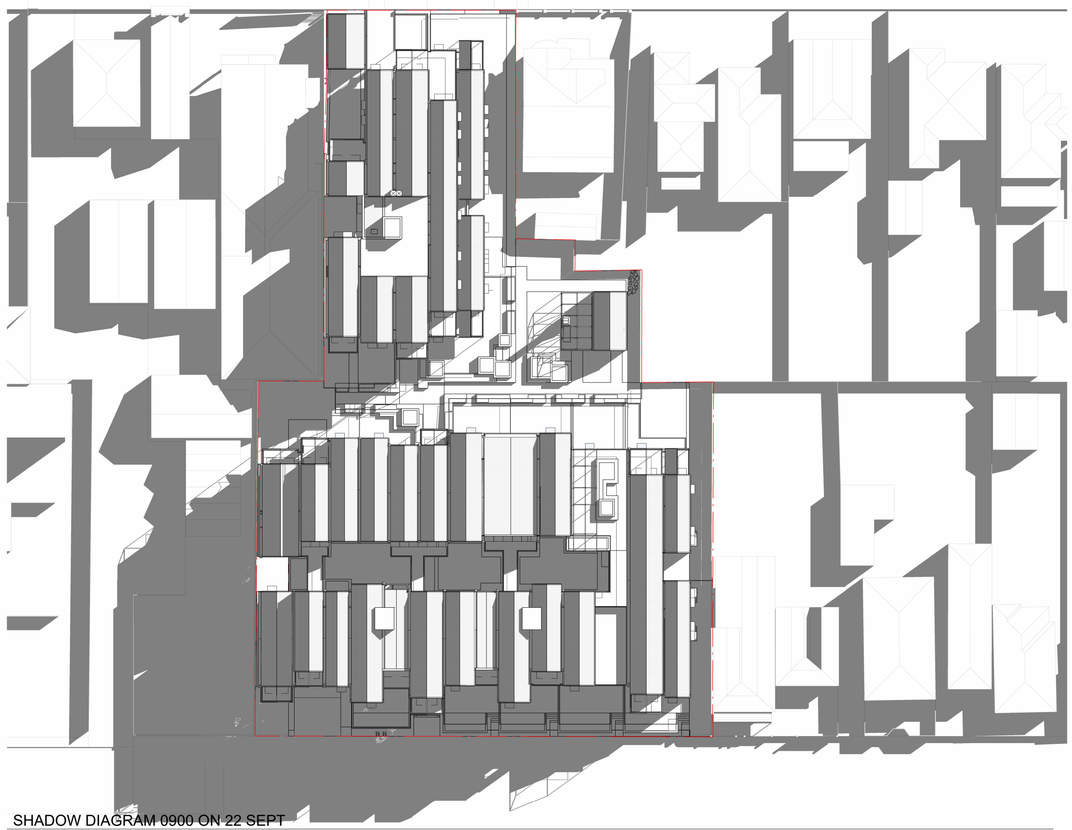

SHADOW DIAGRAM 0900 ON 22 SEPT

1 : 400



SHADOW DIAGRAM 1000 ON 22 SEPT

1 : 400



SHADOW DIAGRAM 1100 ON 22 SEPT

1 : 400

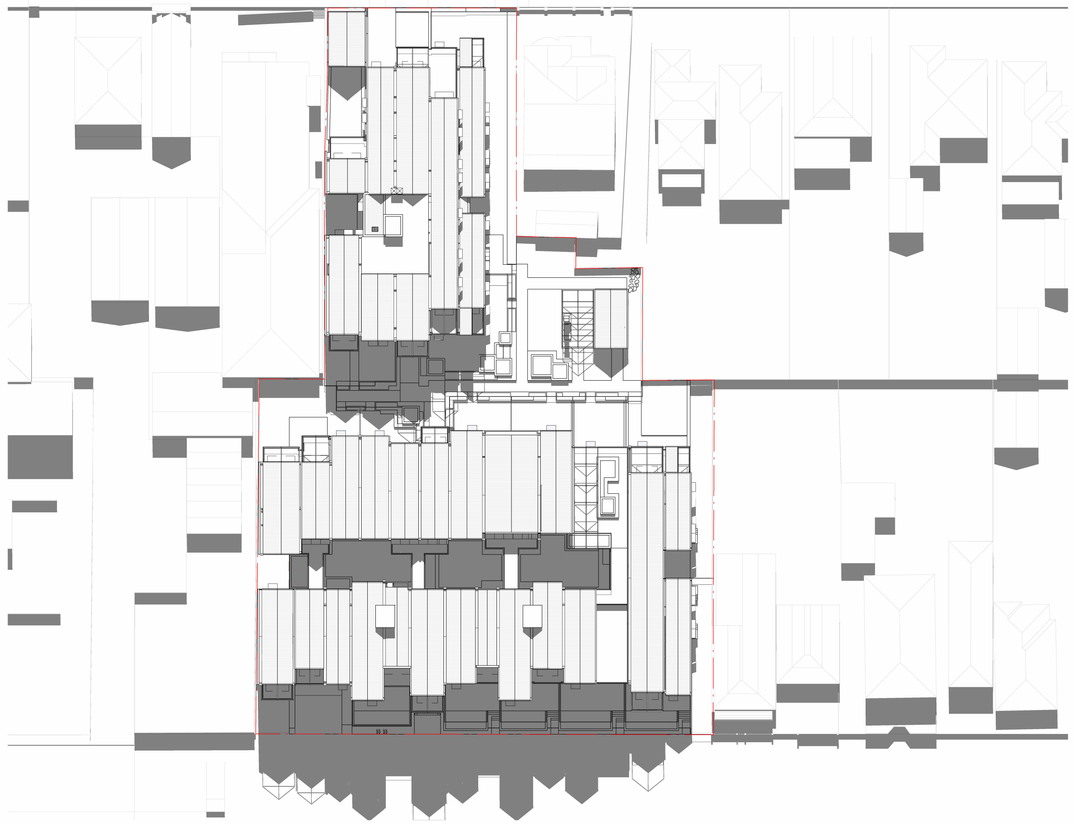

SHADOW DIAGRAM 1200 ON 22 SEPT

1 : 400

AUSTIN MAYNARD ARCHITECTS

DIRECTORS ANDREW MAYNARD & MARK AUSTIN

LEVEL 1, 458 SWANSTON STREET,
CARLTON VIC 3053

WWW.MAYNARDARCHITETS.COM
HELLO@MAYNARDARCHITECTS.COM

0497 020 635

ABN: 1911 74 80 636

REGISTERED VICTORIAN ARCHITECT 51303

AUSTIN MAYNARD ARCHITECTS IS THE TRADING NAME OF ANDREW MAYNARD ARCHITECTS PTY LTD

© ANDREW MAYNARD ARCHITECTS THESE DRAWINGS ARE THE COPYRIGHT OF ANDREW MAYNARD ARCHITECTS PTY LTD AND ARE NOT TO BE REPRODUCED WITHOUT WRITTEN APPROVAL.

FIGURED DIMENSIONS TAKE PRECEDENCE OVER SCALED. IF REQUIRED, CONTACT ARCHITECTS FOR FURTHER INFORMATION

LEGEND

- **SHADOW FROM PREVIOUS SCHEME**
- **ADDITIONAL SHADOW**
- **SHADOW REDUCTION FROM PREVIOUS SCHEME**

This copied document to be made available for the sole purpose of enabling its consideration and review as part of a planning process under the Planning and Environment Act 1987. The document must not be used for any purpose which may breach any copyright

ADVERTISED PLAN

#	DATE	REVISION NOTE	BY
C	04.09.26	AMENDMENT	MS

project name

HOPE & AUTUMN

traditional owners

WADAWURRUNG PEOPLE

project address

51-53 HOPE & 66-76 AUTUMN ST, GEELONG WEST 3218

client

UP PROPERTY

stage

FOR PLANNING APPROVAL

drawing

SHADOW IMPACT STUDY 9-00AM - 1-00PM

AM.A project number

240516

scale @ A1

As indicated

print date

4/09/2026 3:11:15 PM

Cloud Models://HOPE & AUTUMN RECUT/240516 Hope & Autumn Revised Scheme.rvt

A 501 **C**



SHADOW DIAGRAM 1300 ON 22 SEPT

1 : 400



SHADOW DIAGRAM 1400 ON 22 SEPT

1 : 400

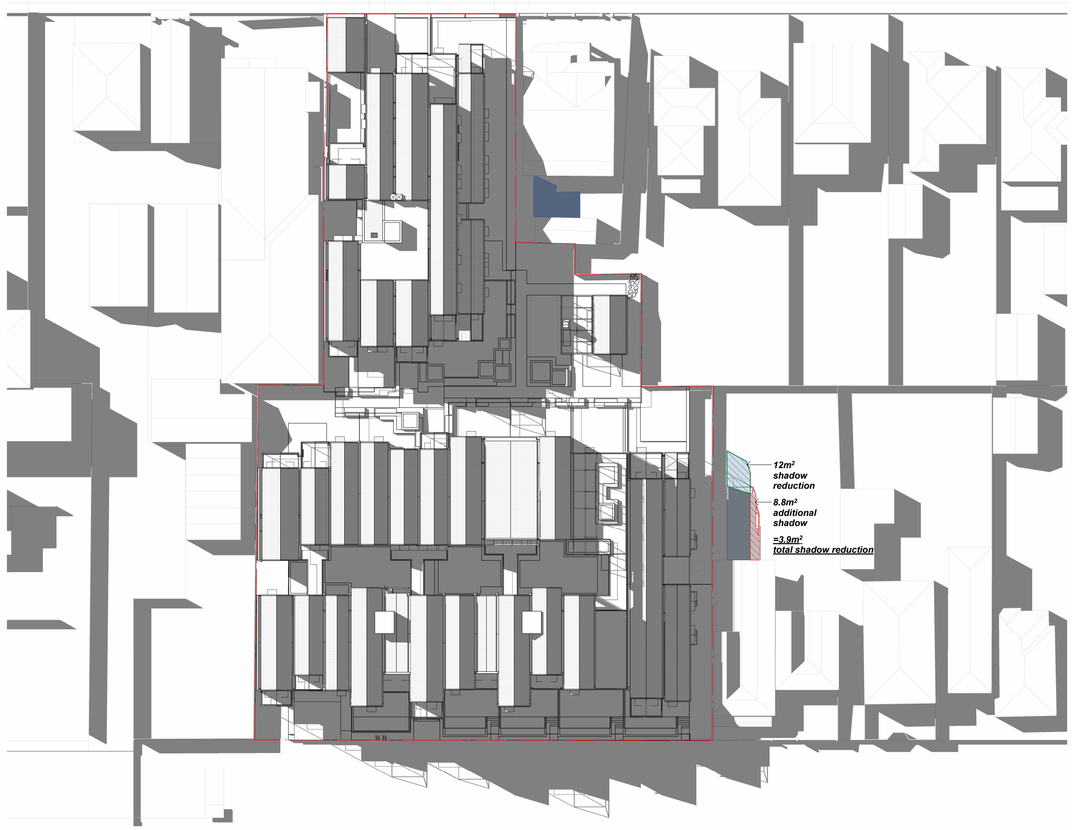

SHADOW DIAGRAM 1500 ON 22 SEPT

1 : 400

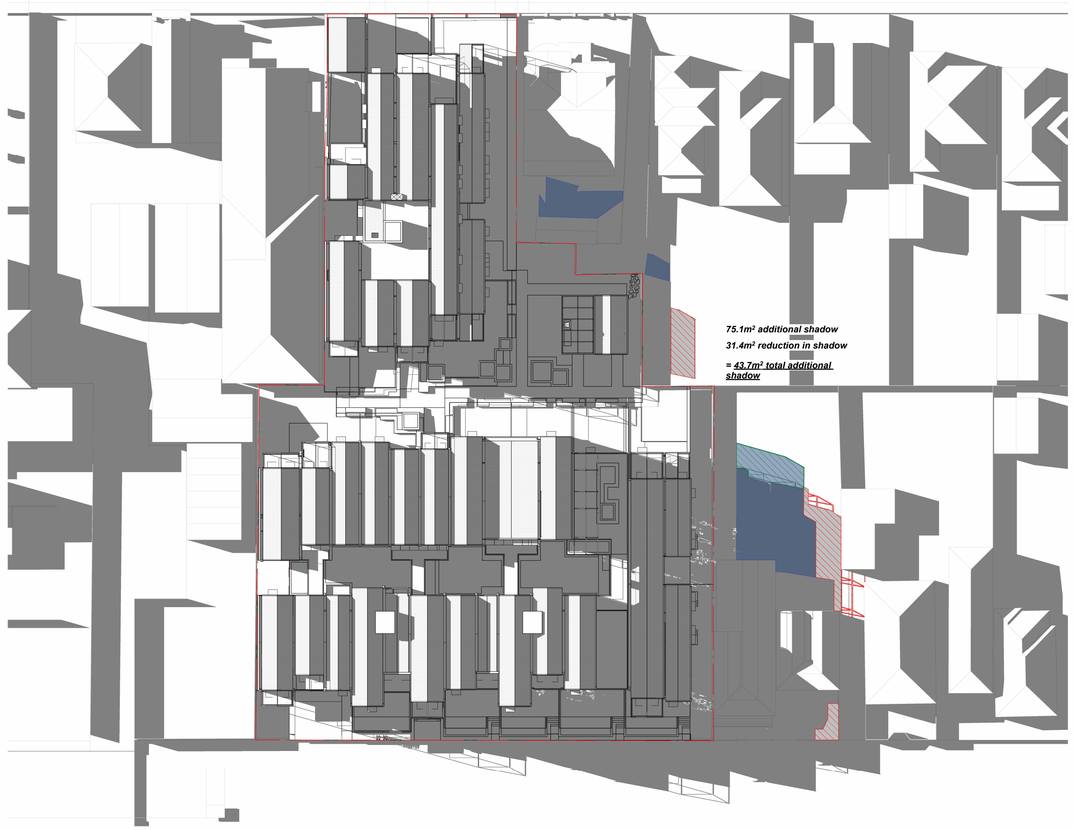

SHADOW DIAGRAM 1600 ON 22 SEPT

1 : 400

AUSTIN MAYNARD ARCHITECTS

DIRECTORS ANDREW MAYNARD & MARK AUSTIN

LEVEL 1, 458 SWANSTON STREET,
CARLTON VIC 3053

WWW.MAYNARDARCHITETS.COM
HELLO@MAYNARDARCHITECTS.COM

0497 020 635

ABN: 1911 74 80 636

REGISTERED VICTORIAN ARCHITECT 51303

AUSTIN MAYNARD ARCHITECTS IS THE TRADING NAME OF ANDREW MAYNARD ARCHITECTS PTY LTD

© ANDREW MAYNARD ARCHITECTS THESE DRAWINGS ARE THE COPYRIGHT OF ANDREW MAYNARD ARCHITECTS PTY LTD AND ARE NOT TO BE REPRODUCED WITHOUT WRITTEN APPROVAL.

FIGURED DIMENSIONS TAKE PRECEDENCE OVER SCALED. IF REQUIRED, CONTACT ARCHITECTS FOR FURTHER INFORMATION

LEGEND

- **SHADOW FROM PREVIOUS SCHEME**
- **ADDITIONAL SHADOW**
- **SHADOW REDUCTION FROM PREVIOUS SCHEME**

This copied document to be made available for the sole purpose of enabling its consideration and review as part of a planning process under the Planning and Environment Act 1987. The document must not be used for any purpose which may breach any copyright

ADVERTISED PLAN

#	DATE	REVISION NOTE	BY
C	04.09.26	AMENDMENT	MS

project name

HOPE & AUTUMN

traditional owners

WADAWURRUNG PEOPLE

project address

51-53 HOPE & 66-76 AUTUMN ST, GEELONG WEST 3218

client

UP PROPERTY

stage

FOR PLANNING APPROVAL

drawing

SHADOW IMPACT STUDY 2-00PM - 4-00PM

AM.A project number

240516

scale @ A1

As indicated

print date

4/09/2026 3:11:37 PM

Cloud Models:\HOPE & AUTUMN REC\T\240516 Hope & Autumn Revised Scheme.rvt

A 502 C

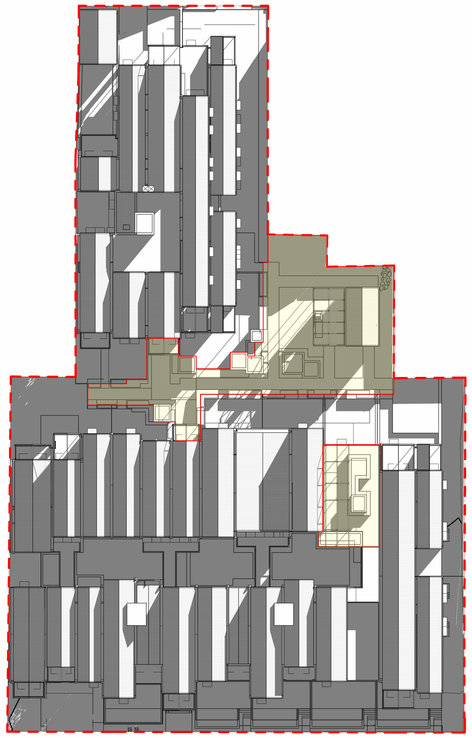

COS_SHADOW DIAGRAM 0900 ON 22 JUNE
1 : 400

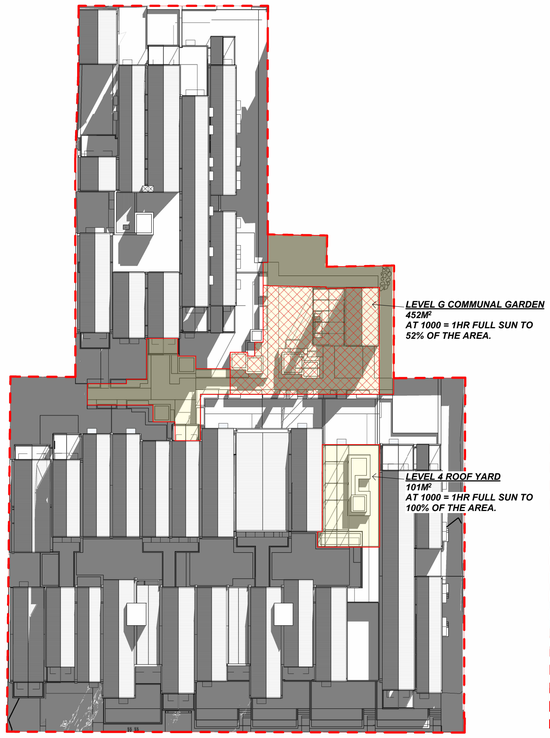

COS_SHADOW DIAGRAM 1000 ON 22 JUNE
1 : 400



COS_SHADOW DIAGRAM 1100 ON 22 JUNE
1 : 400

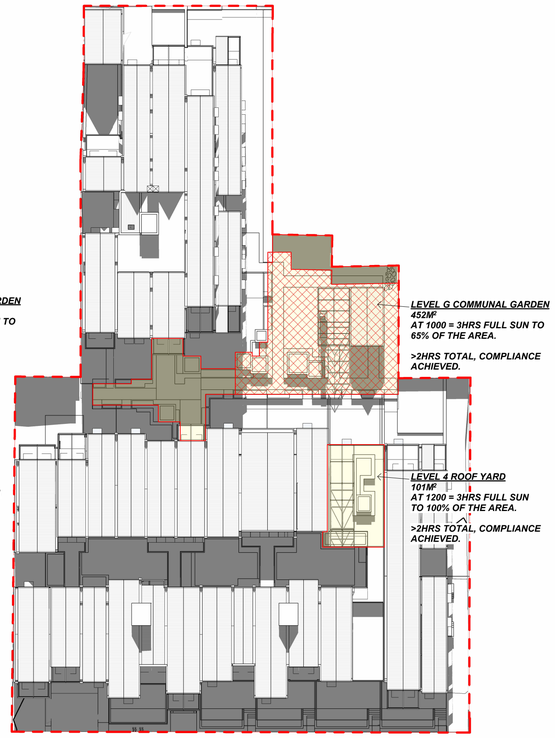

COS_SHADOW DIAGRAM 1200 ON 22 JUNE
1 : 400

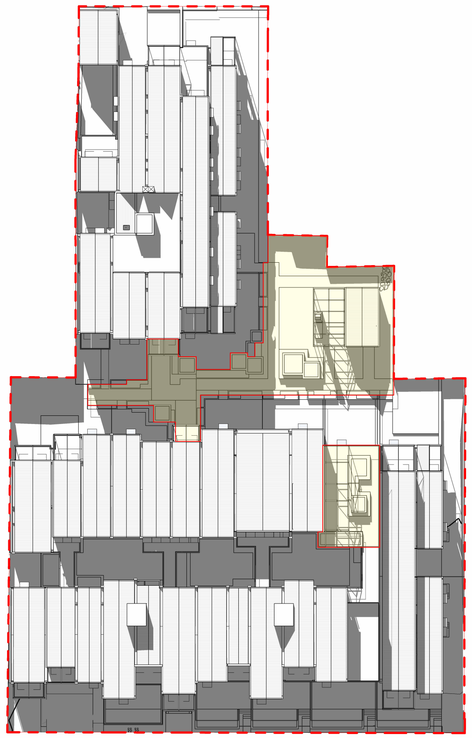

COS_SHADOW DIAGRAM 1300 ON 22 JUNE
1 : 400

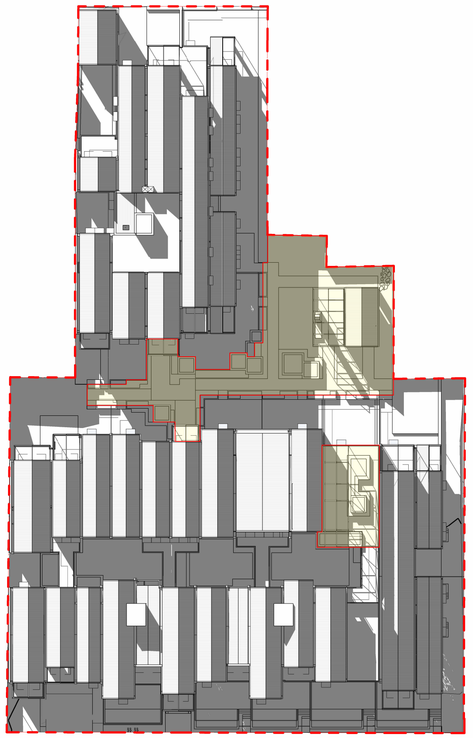

COS_SHADOW DIAGRAM 1400 ON 22 JUNE
1 : 400



COS_SHADOW DIAGRAM 1500 ON 22 JUNE
1 : 400



COS_SHADOW DIAGRAM 1600 ON 22 JUNE
1 : 400

AUSTIN MAYNARD ARCHITECTS

DIRECTORS ANDREW MAYNARD & MARK AUSTIN

LEVEL 1, 458 SWANSTON STREET,
CARLTON VIC 3053

WWW.MAYNARDARCHITETS.COM
HELLO@MAYNARDARCHITECTS.COM

0497 020 635

ABN: 1911 74 80 636

REGISTERED VICTORIAN ARCHITECT 51303

AUSTIN MAYNARD ARCHITECTS IS THE TRADING NAME OF ANDREW MAYNARD ARCHITECTS PTY LTD

© ANDREW MAYNARD ARCHITECTS THESE DRAWINGS ARE THE COPYRIGHT OF ANDREW MAYNARD ARCHITECTS PTY LTD AND ARE NOT TO BE REPRODUCED WITHOUT WRITTEN APPROVAL.

FIGURED DIMENSIONS TAKE PRECEDENCE OVER SCALED. IF REQUIRED, CONTACT ARCHITECTS FOR FURTHER INFORMATION

ADVERTISED PLAN

This copied document to be made available for the sole purpose of enabling its consideration and review as part of a planning process under the Planning and Environment Act 1987. The document must not be used for any purpose which may breach any copyright

#	DATE	REVISION NOTE	BY
C	04.09.26	AMENDMENT	MS

project name

HOPE & AUTUMN

traditional owners

WADAWURRUNG PEOPLE

project address

51-53 HOPE & 66-76 AUTUMN ST, GEELONG WEST 3218

client

UP PROPERTY

stage

FOR PLANNING APPROVAL

drawing

SHADOW IMPACT STUDY COMMUNAL OPEN SPACE

AM.A project number

240516

scale @ A1

1 : 400

print date

4/09/2026 3:12:08 PM

Cloud Models://HOPE & AUTUMN RECUT/240516 Hope & Autumn Revised Scheme.rvt

A 503 **C**

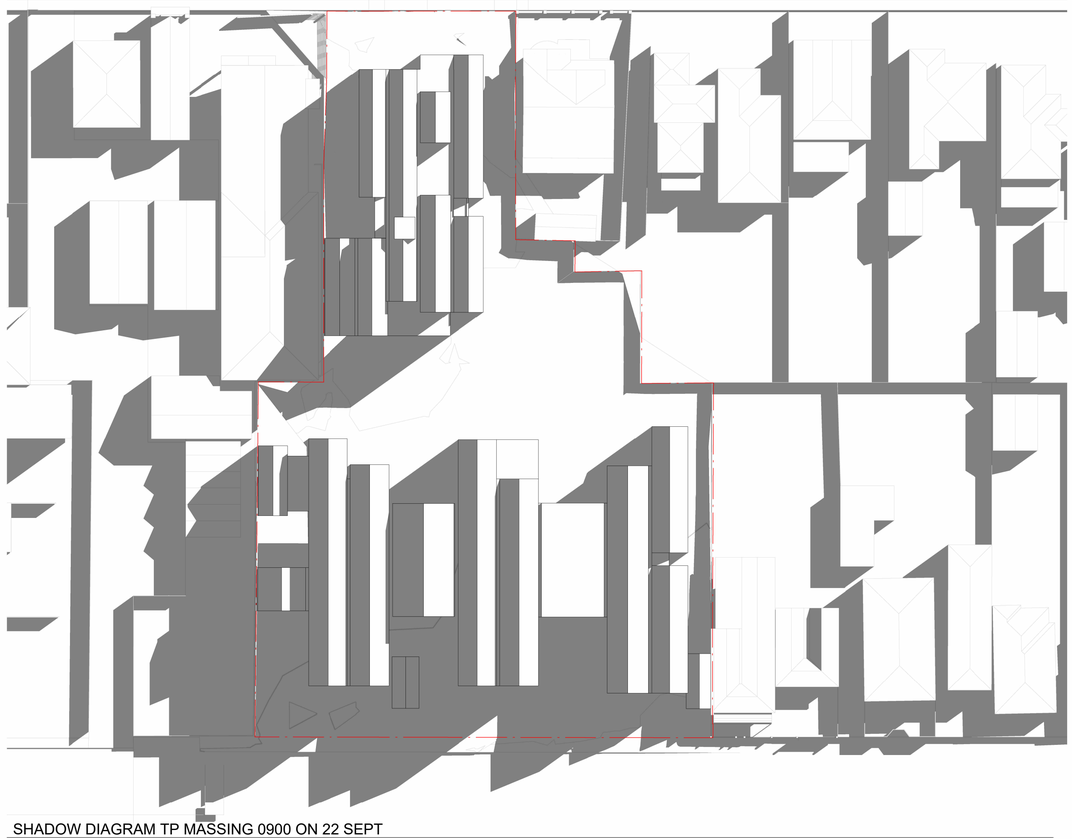

SHADOW DIAGRAM TP MASSING 0900 ON 22 SEPT

1 : 400



SHADOW DIAGRAM TP MASSING 1000 ON 22 SEPT

1 : 400

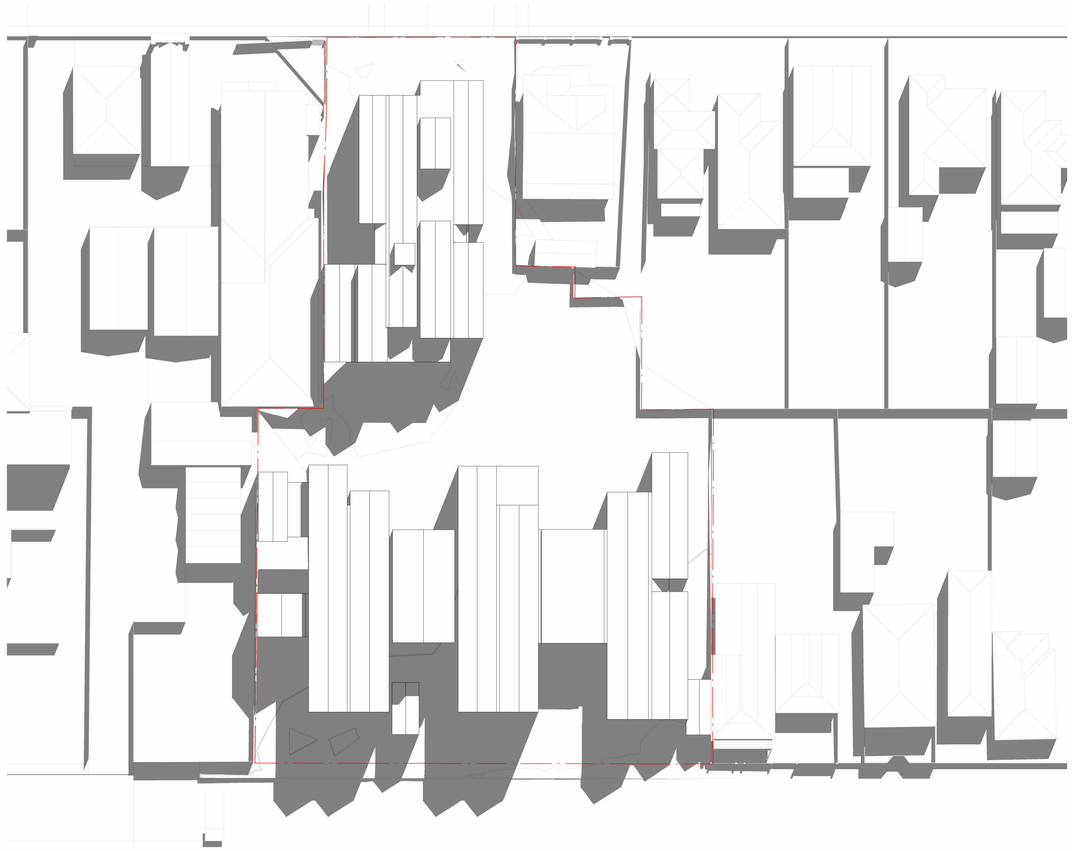

SHADOW DIAGRAM TP MASSING 1100 ON 22 SEPT

1 : 400

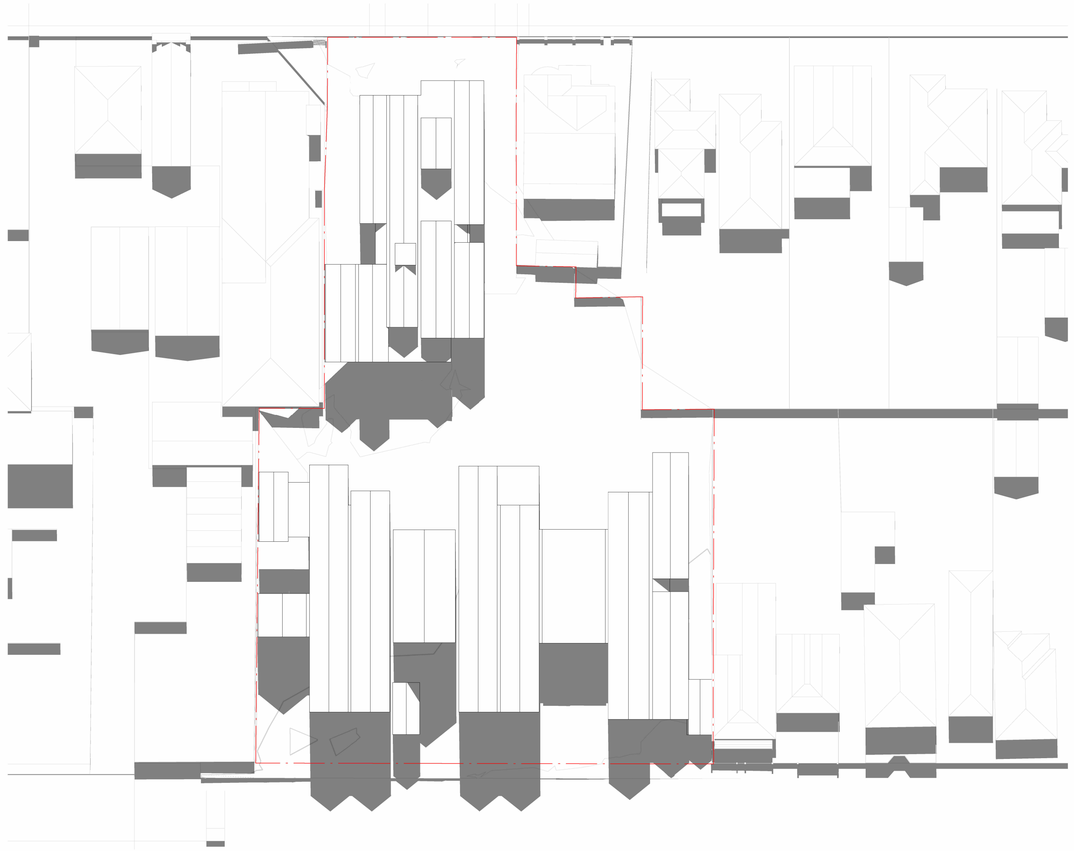

SHADOW DIAGRAM TP MASSING 1200 ON 22 SEPT

1 : 400

AUSTIN MAYNARD ARCHITECTS

DIRECTORS ANDREW MAYNARD & MARK AUSTIN

LEVEL 1, 458 SWANSTON STREET,
CARLTON VIC 3053

WWW.MAYNARDARCHITETS.COM
HELLO@MAYNARDARCHITECTS.COM

0497 020 635

ABN: 1911 74 80 636

REGISTERED VICTORIAN ARCHITECT 51303

AUSTIN MAYNARD ARCHITECTS IS THE TRADING NAME OF ANDREW MAYNARD ARCHITECTS PTY LTD

© ANDREW MAYNARD ARCHITECTS THESE DRAWINGS ARE THE COPYRIGHT OF ANDREW MAYNARD ARCHITECTS PTY LTD AND ARE NOT TO BE REPRODUCED WITHOUT WRITTEN APPROVAL.

FIGURED DIMENSIONS TAKE PRECEDENCE OVER SCALED. IF REQUIRED, CONTACT ARCHITECTS FOR FURTHER INFORMATION

This copied document to be made available for the sole purpose of enabling its consideration and review as part of a planning process under the Planning and Environment Act 1987. The document must not be used for any purpose which may breach any copyright

ADVERTISED PLAN

#	DATE	REVISION NOTE	BY
C	04.09.26	AMENDMENT	MS

project name

HOPE & AUTUMN

traditional owners

WADAWURRUNG PEOPLE

project address

51-53 HOPE & 66-76 AUTUMN ST, GEELONG WEST 3218

client

UP PROPERTY

stage

FOR PLANNING APPROVAL

drawing

SHADOW IMPACT STUDY PREV. SCHEME 09-00AM - 12-00PM

job no. **240516**

scale @ A1 **1 : 400**

print date

4/09/2026 3:12:22 PM

Cloud Models://HOPE & AUTUMN RECUT/240516 Hope & Autumn Revised Scheme.rvt

A 504 **C**

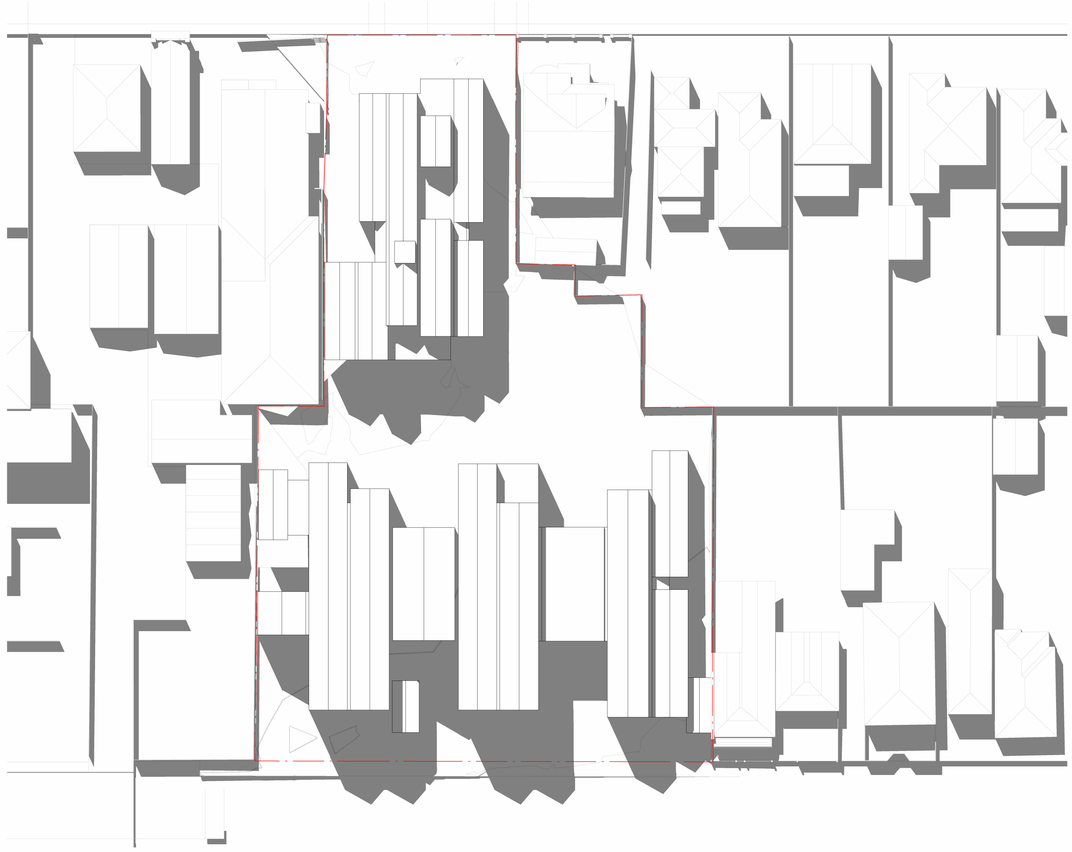

SHADOW DIAGRAM TP MASSING 1300 ON 22 SEPT

1 : 400



SHADOW DIAGRAM TP MASSING 1400 ON 22 SEPT

1 : 400

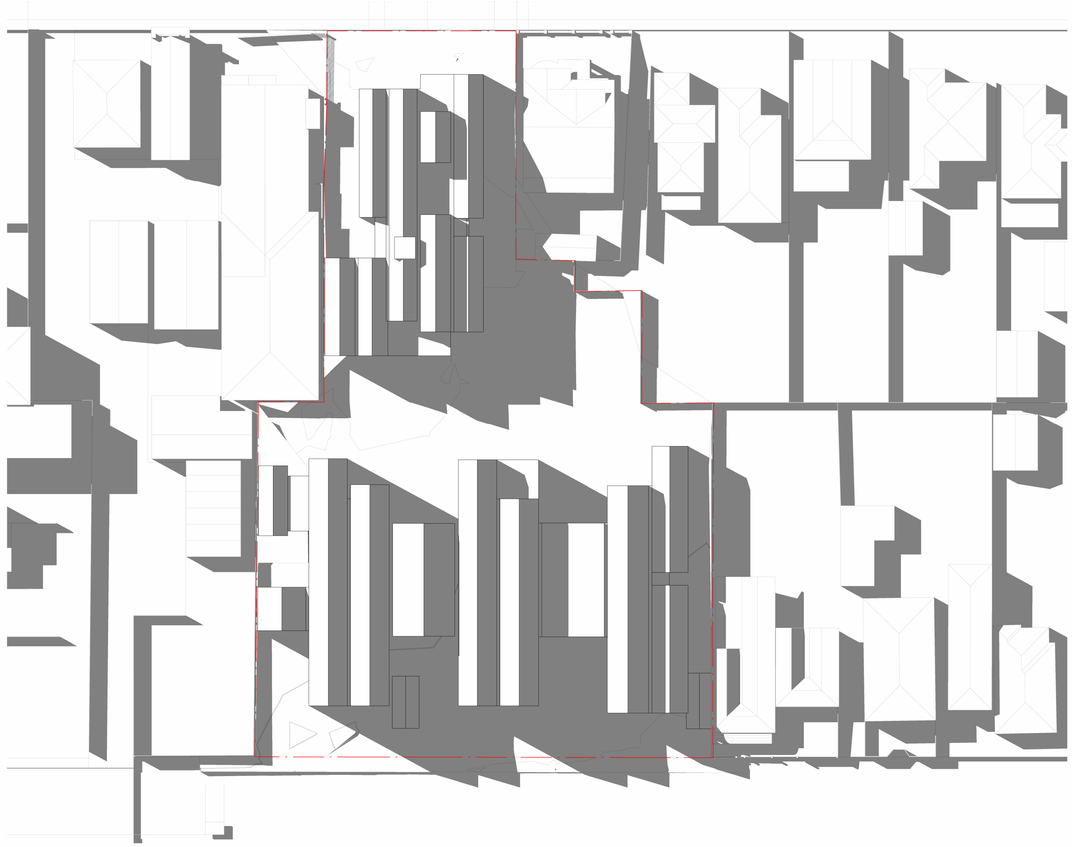

SHADOW DIAGRAM TP MASSING 1500 ON 22 SEPT

1 : 400



SHADOW DIAGRAM TP MASSING 1600 ON 22 SEPT

1 : 400

AUSTIN MAYNARD ARCHITECTS

DIRECTORS ANDREW MAYNARD & MARK AUSTIN

LEVEL 1, 458 SWANSTON STREET,
CARLTON VIC 3053

WWW.MAYNARDARCHITETS.COM
HELLO@MAYNARDARCHITECTS.COM

0497 020 635

ABN: 1911 74 80 636

REGISTERED VICTORIAN ARCHITECT 51303

AUSTIN MAYNARD ARCHITECTS IS THE TRADING NAME OF ANDREW MAYNARD ARCHITECTS PTY LTD

© ANDREW MAYNARD ARCHITECTS THESE DRAWINGS ARE THE COPYRIGHT OF ANDREW MAYNARD ARCHITECTS PTY LTD AND ARE NOT TO BE REPRODUCED WITHOUT WRITTEN APPROVAL.

FIGURED DIMENSIONS TAKE PRECEDENCE OVER SCALED. IF REQUIRED, CONTACT ARCHITECTS FOR FURTHER INFORMATION

This copied document to be made available for the sole purpose of enabling its consideration and review as part of a planning process under the Planning and Environment Act 1987. The document must not be used for any purpose which may breach any copyright

ADVERTISED PLAN

#	DATE	REVISION NOTE	BY
C	04.09.26	AMENDMENT	MS

project name

HOPE & AUTUMN

traditional owners

WADAWURRUNG PEOPLE

project address

51-53 HOPE & 66-76 AUTUMN ST, GEELONG WEST 3218

client

UP PROPERTY

stage

FOR PLANNING APPROVAL

drawing

SHADOW IMPACT STUDY PREV. SCHEME 1-00PM - ~~4-00PM~~

scale @ A1

240516 **1 : 400**

print date

4/09/2026 3:12:38 PM

Cloud Models:\HOPE & AUTUMN REC\T\240516 Hope & Autumn Revised Scheme.rvt

A 505 **C**