

St. Columba's College, Essendon

Render by CHT

Landscape Design Report

Prepared for St. Columba's College

17.08.2022

Quality Assurance & Contents

Project Number
322.0031.00.L.01

Revision (see below)
[05]

Prepared By
HA

Reviewed By
EB

Project Principal
ML


Issued
17 Aug 2022

1	The Site - Existing Conditions and Opportunities	03
2	Landscape Concept	04
3	Sections	05
4	Plant Palette	06
5	Character Imagery	07

Revisions

Rev	Issued	Details	Prepared By	Reviewed By	Project Principal
[00]	06 May 2022	Town Planning	HK	EB	ML
[01]	11 May 2022	Town Planning	HK	EB	ML
[02]	11 Aug 2022	Town Planning	HA	EB	ML
[03]	12 Aug	Town Planning	HA	EB	ML
[04]	15 Aug	Town Planning	HA	EB	ML
[05]	17 Aug	Town Planning	HA	EB	ML


1 The Site - Existing Conditions and Opportunities




1 Existing road on south of extents



2 Basketball area looking west

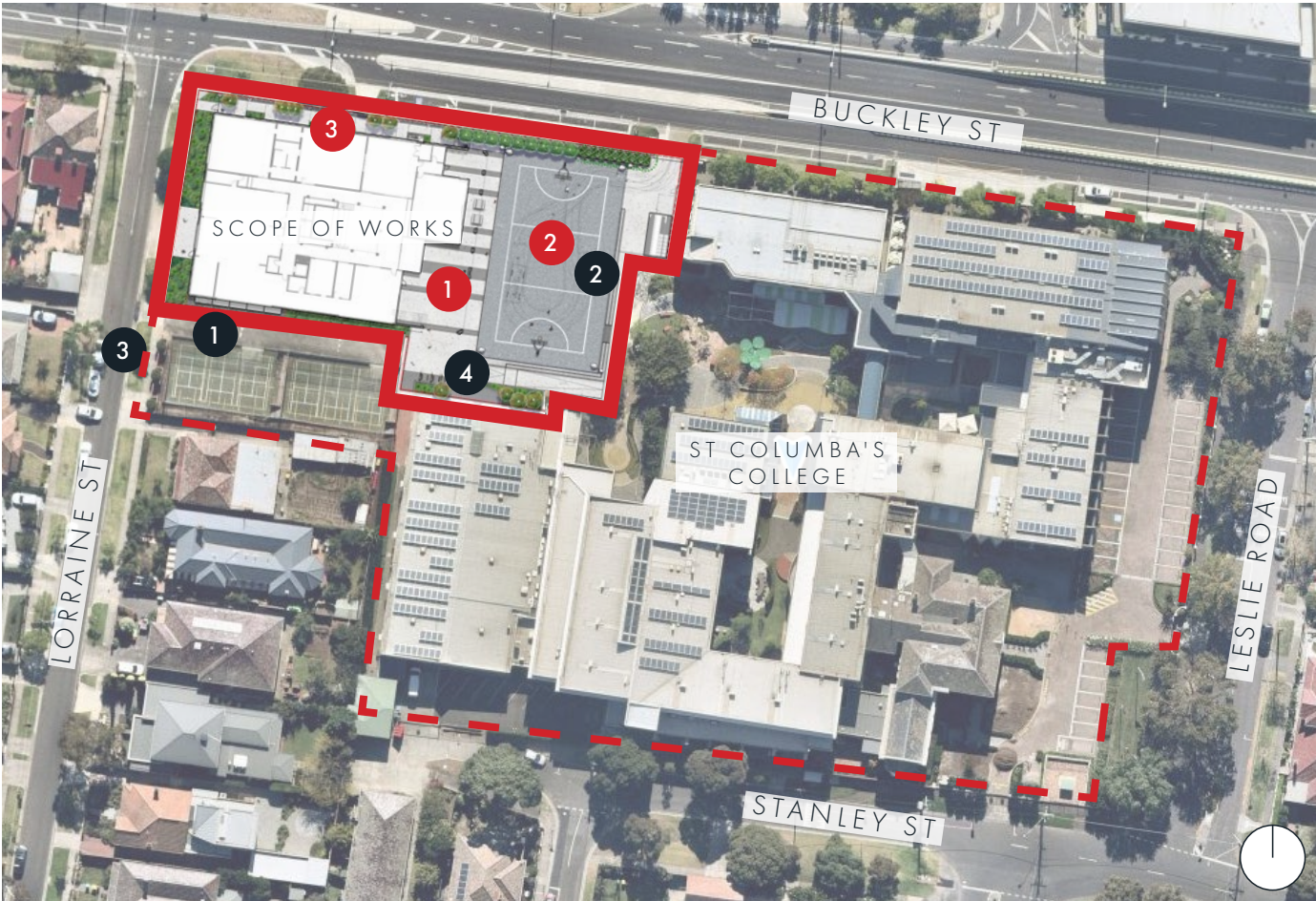


3 Lorraine street looking north



4 Entry to multipurpose building looking south

EXISTING SITE PHOTOS

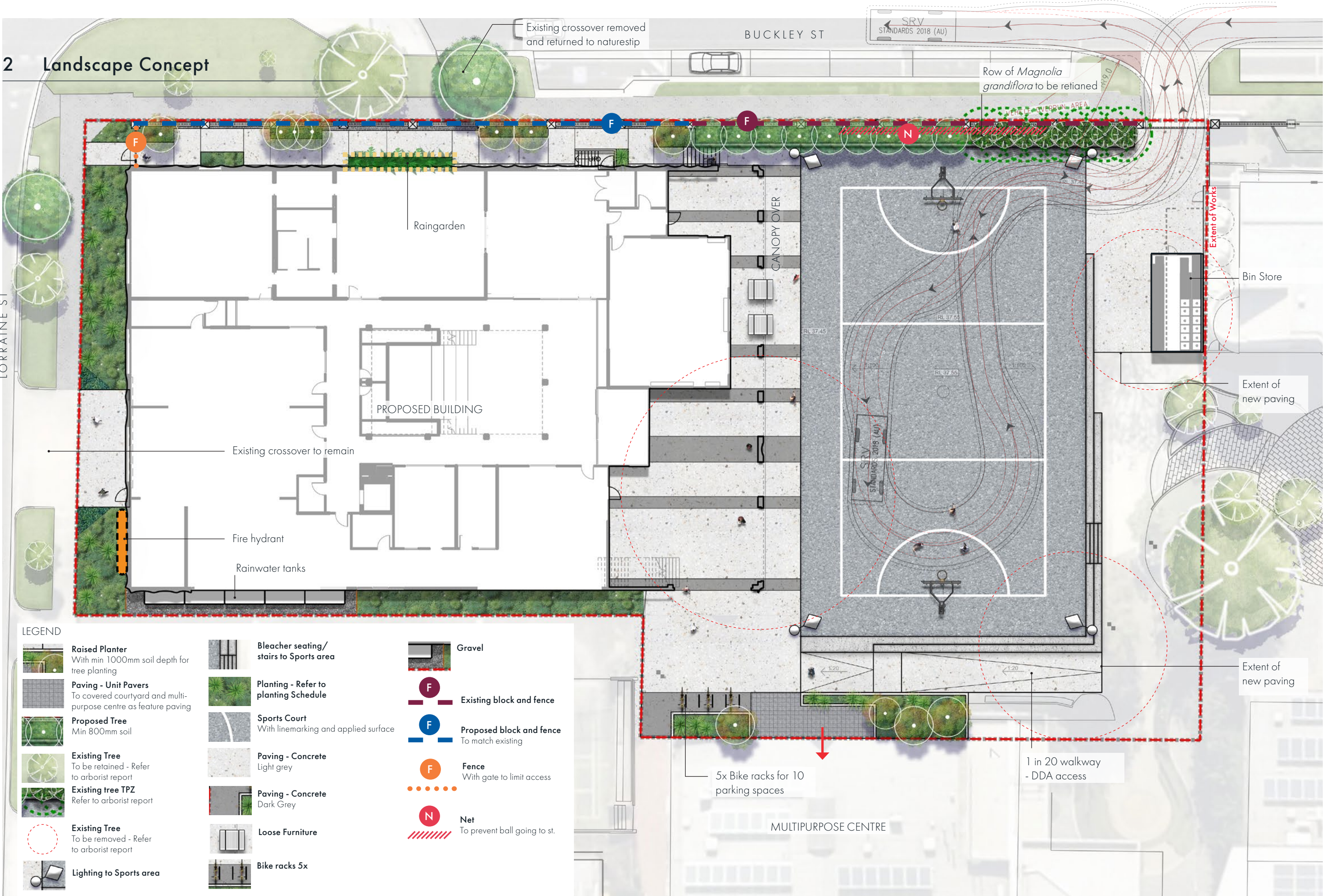


SITE PLAN

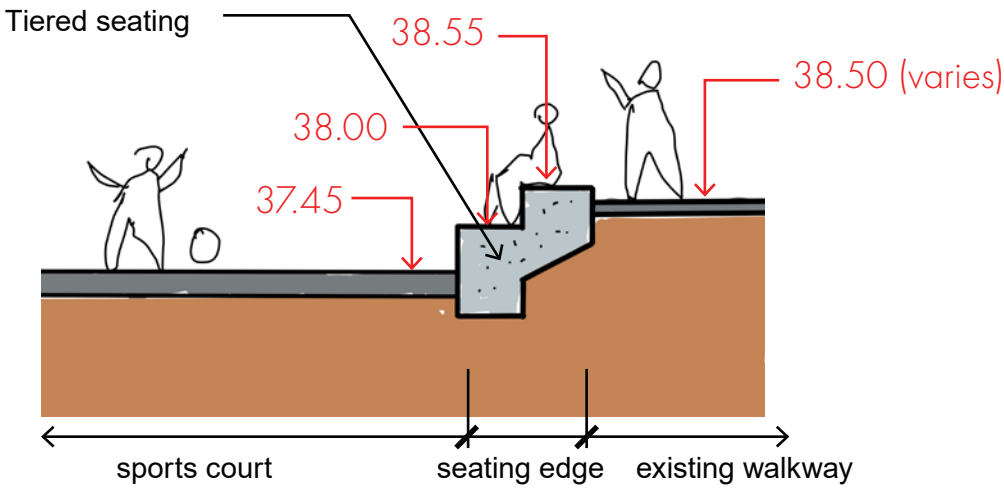
LANDSCAPE OPPORTUNITIES

- | | | |
|--|---|--|
| <p>1 Covered courtyard</p> <ul style="list-style-type: none">- Defined and welcoming building entry- Formal language with high quality materials- Landscape treatment to complement and enhance the architectural urban gesture- Provision of informal loose seating and outdoor collaboration opportunities- Opportunities for subtle variations in paving (circular language tying with School character) | <p>2 Sports court</p> <ul style="list-style-type: none">- Active outdoor space- Line marking for competition court- Applied surface finish- Opportunity for perimeter seating taking advantage of change in levels- Allow vehicular access | <p>3 Garden walk</p> <ul style="list-style-type: none">- Soft landscape treatment character with seating opportunities- Green buffer around perimeter- 2.0m wide path to allow scissor lift access- Rain water tanks |
|--|---|--|

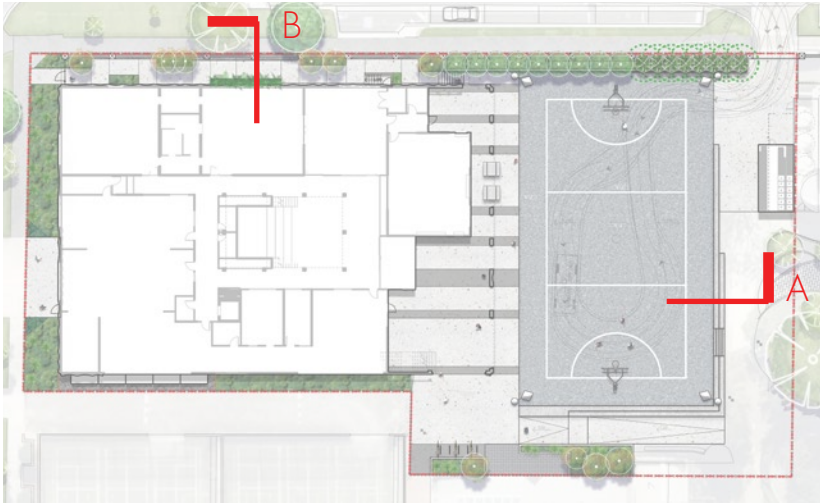
2 Landscape Concept



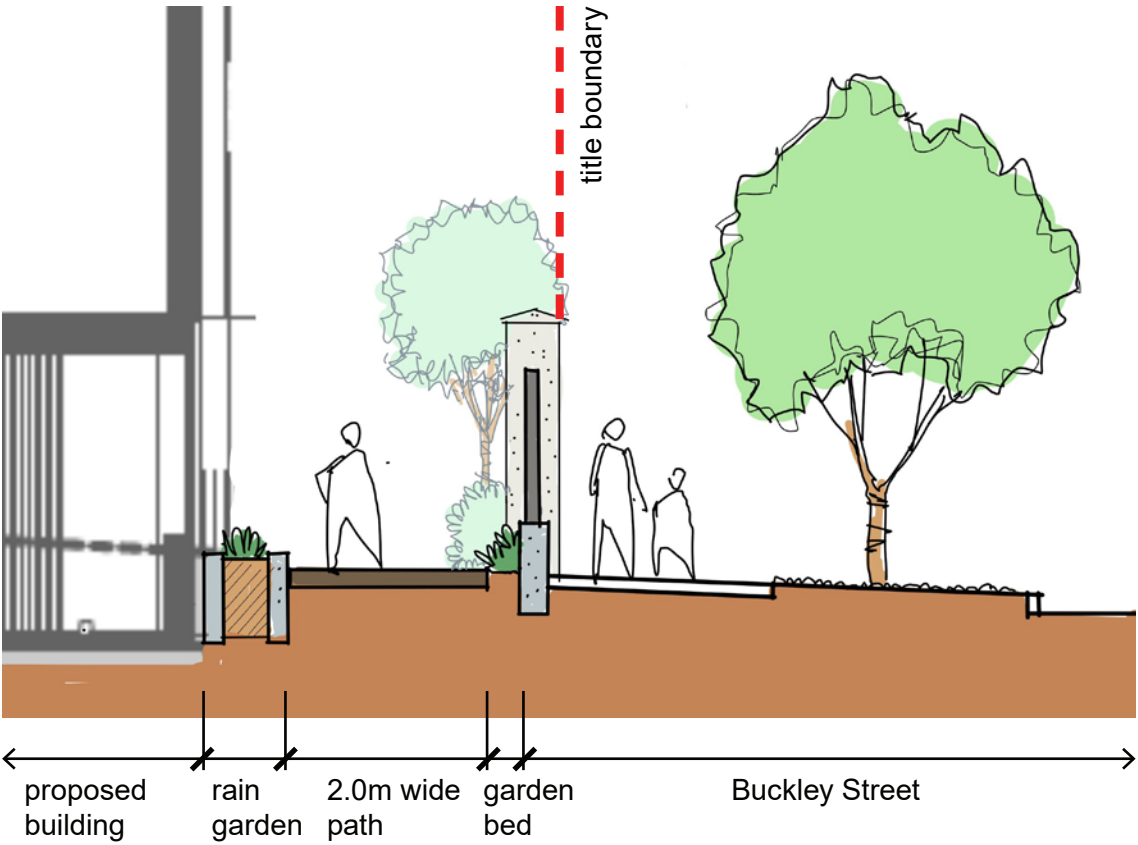
3 Sections



SECTION A



Keyplan



SECTION B

4 Plant Schedule

St Columbas College
PRELIMINARY PLANTING SCHEDULE

CODE	BOTANIC NAME	COMMON NAME	DENSITY	SIZE	INSTALL SIZE
TREES (from a selction of)					
Jm	<i>Jacaranda mimosifolia</i>	Jacaranda		10 x 8m	200Lt
Kp	<i>Koelreuteria paniculatum</i>	Golden Rain Tree		6 x 4m	200Lt
Zs	<i>Magnolia grandiflora</i>	Southern Magnolia		10 x 5m	200Lt
				Total	
SHRUBS, GRASSES & GROUNDCOVERS (from a selection of)					
Aa	<i>Acacia cognata 'Mini Cog'</i>	Dwarf River Wattle	6/m ²	0.7-1.0 x 1.0-1.5m	150mm pots
Ac	<i>Arthropodium cirratum</i>	Renga Lily	6/m ²	1.0 x 1.0m	150mm pots
Ad	<i>Asparagus densiflorus myersii</i>	Foxtail Fern	6/m ²	0.5 x 0.9m	150mm pots
Am	<i>Azalea alba 'Magnifica'</i>	Azalea	6/m ²	1.0 x1.0m	150mm pots
Bs	<i>Buxus sempervirens</i>	European Box	6/m ²	clipped	150mm pots
Cm	<i>Clivia minimata</i>	Kaffic Lily	6/m ²	0.6-0.9 x 1.0-1.2m	150mm pots
Cj	<i>Camellia japonica 'Alba Plena'</i>	Camelia	6/m ²	1.5-2.0 x 1.5 - 2.0m	150mm pots
Cr	<i>Cycas revoluta</i>	Japanese Sago Palm	6/m ²	1.0 - 3.0 x 1.0 - 2m	150mm pots
Cs	<i>Convolvulus sabatius</i>	Blue Rock Bindweed	6/m ²	0.1-0.15 x 0.45-0.6m	150mm pots
Dc	<i>Dianella caerulea 'Cassa Blue'</i>	Native Flax	6/m ²	0.5 x 0.4m	150mm pots
Da	<i>Dichondra argentea 'Silver Falls'</i>	Silver Falls	6/m ²	0.1 x 1.0m	150mm pots
Dr	<i>Dichondra repens</i>	Kidney Weed	6/m ²	0.2 x 1.5m	150mm pots
Fj	<i>Fatsia japonica</i>	trachol	6/m ²	2.0-3.0 x 2.0-3.0m	150mm pots
Fm	<i>Ficus microcarpa 'Hillii'</i>	Hills Wheeping Fig	6/m ²	4-10 x 2-4m	150mm pots
Gj	<i>Gardenia jasminoides</i>	Gardenia	6/m ²	0.9-1.5 x 0.9-1.5m	150mm pots
Ku	<i>Kniphofia uvaria</i>	Red Hot Poker	6/m ²	0.45-1.8 x 1.0m	150mm pots
Lt	<i>Lomandra longifolia 'Tanika'</i>	Tanika	6/m ²	0.5-0.6 x 0.65m	150mm pots
Pt	<i>Pachysandra terminalis</i>	Japanese Spurge	6/m ²	0.2 x 0.5m	150mm pots
Pm	<i>Plectranthus 'Mona Lavender'</i>	Mona Lavender	6/m ²	0.6-0.8 x 0.6m	150mm pots
Ri	<i>Rhaphiolepis indica 'Cosmic White'</i>	Cosmic White	6/m ²	1.5-2.0 x 1.5m	150mm pots
Sb	<i>Sedum 'Blue Feathers'</i>	Blue Feathers	6/m ²	0.2 x 0.75m	150mm pots
Sp	<i>Syzygium paniculatum</i>	Lilly Pilly	6/m ²	3.0-4.0 x 1.5-2.0m	150mm pots
Tj	<i>Trachelospermum jasminoides</i>	Star Jasmin	6/m ²	0.5 x 2.0-5.0m	150mm pots
Vh	<i>Viola hederacea</i>	Native Violet	6/m ²	0.1-0.2 x 0.3-1.0m	150mm pots
Z	<i>Zanteschia hybrids</i>	Calla Lily	6/m ²	0.3-0.75 x 0.3-0.5m	150mm pots
				Total	




Trees



Shrubs, Grasses & Groundcovers



5 Character Imagery



Contact Tract

Melbourne
Level 6, 6 Riverside Quay
Southbank VIC 3006
03 9429 6133