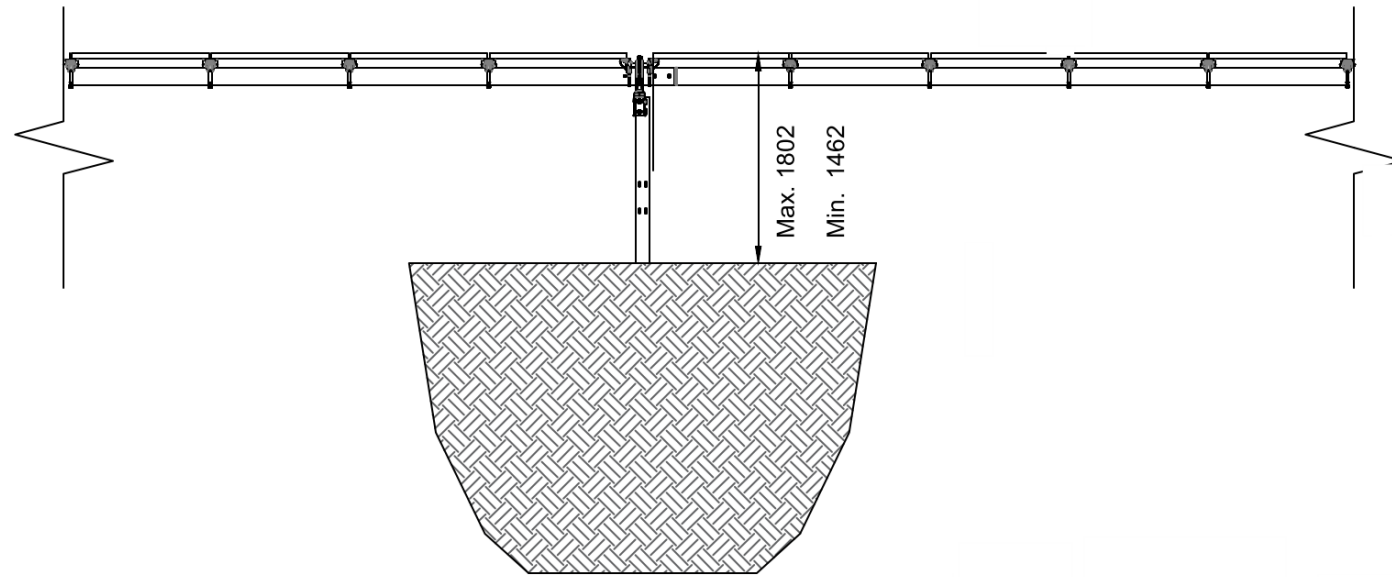
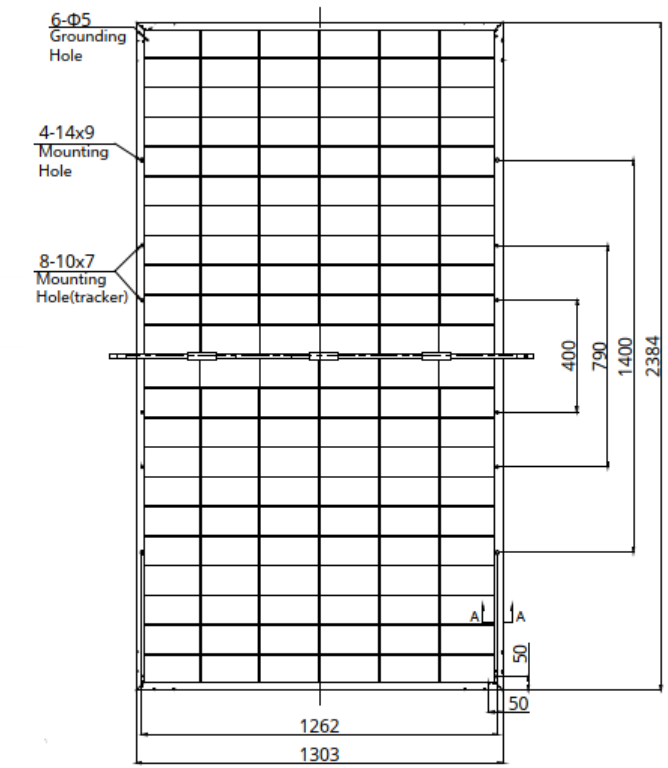


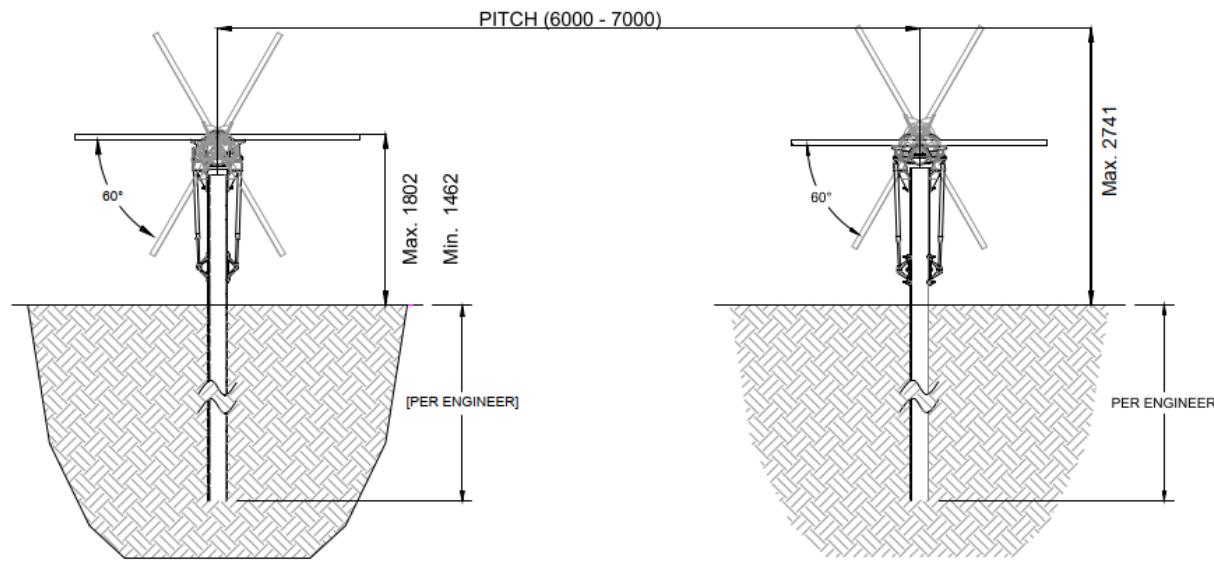
This copied document to be made available for the sole purpose of enabling its consideration and review as part of a planning process under the Planning and Environment Act 1987. The document must not be used for any purpose which may breach any copyright



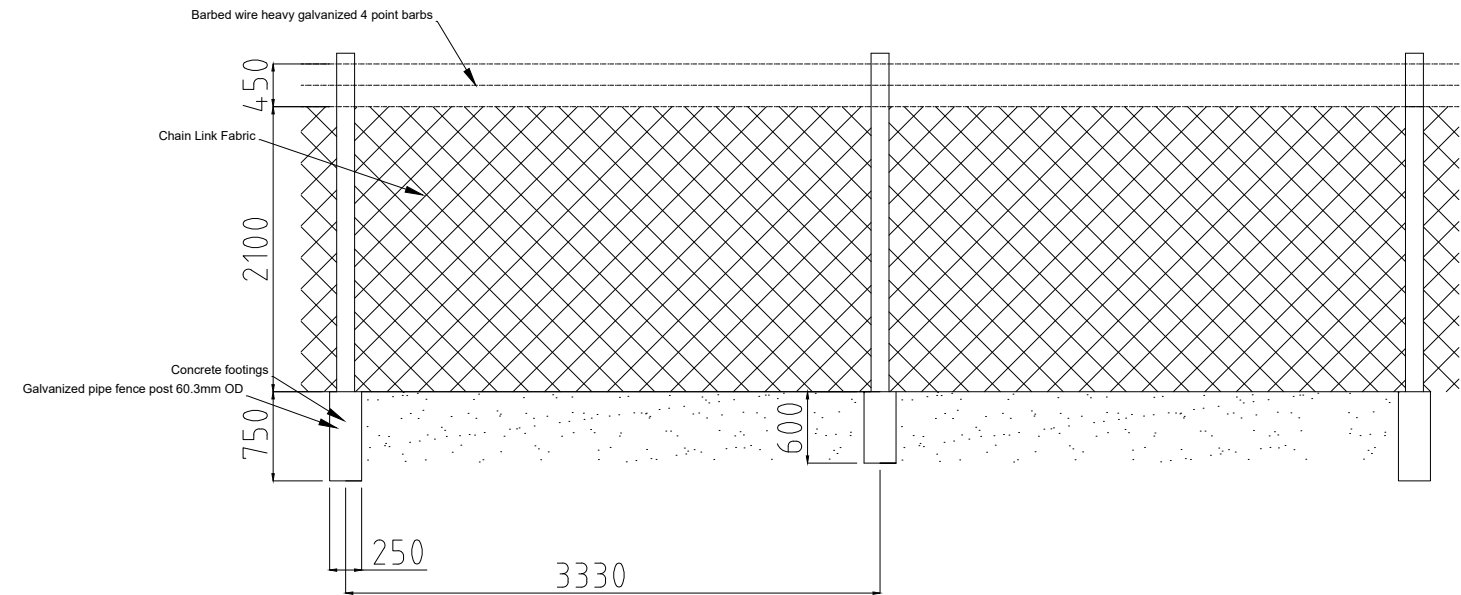
TRACKER FRONT ELEVATION



PV MODULE



TRACKER SIDE ELEVATION



FENCING

ADVERTISED PLAN

DRAWING NOTES:

1. DO NOT SCALE DIRECTLY FROM DRAWING. ALL DIMENSIONS TO BE CONFIRMED WITH AS BUILT DOCUMENTATION
2. DIMENSIONS ARE INDICATIVE AND SUBJECT TO MINOR CHANGES DEPENDING ON GROUND VARIATIONS
3. ALL MEASUREMENT ARE IN MILLIMETERS UNLESS OTHERWISE NOTED

REV.	DESCRIPTION	DATE	REV.	DESCRIPTION	DATE
A	INITIAL RELEASE	28/06/2022			



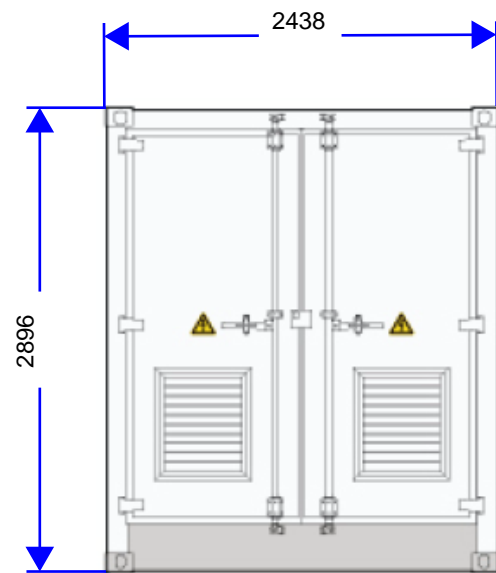
THIS DRAWING AND ALL SUPPORTING DOCUMENTS ARE THE INTELLECTUAL PROPERTY OF FLOW POWER AND PROTECTED BY COPYRIGHT. THESE SHALL NOT BE COPIED IN PART OR IN WHOLE WITHOUT THE WRITTEN CONSENT OF FLOW POWER

CLIENT NAME:
FLOW POWER
PROJECT ADDRESS:
**CAPTAINS GULLY ROAD
NEWSTEAD**

PROJECT NO:
NEWSTEAD ENERGY PROJECT (RNEP)
TITLE:
**RNEP - TYPICAL ELEVATIONS
TRACKERS, MODULE AND FENCING**

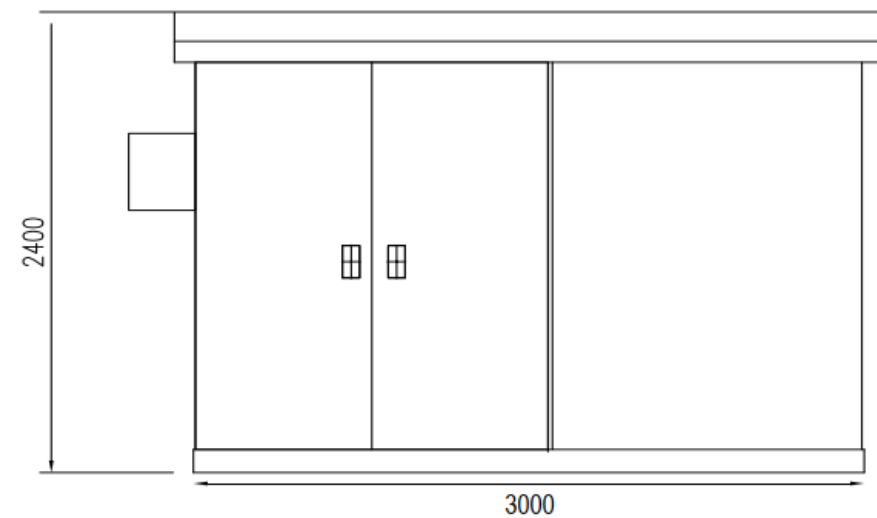
APPROVALS		DRN:	CHKD:
INTERNAL	REV -	LO	TH
INSTALLER	REV -	DATE:	SCALE:
STRUCTURAL	REV -	08/07/2022	N.T.S
COUNCIL	REV -	DWG NO.	REV.
CLIENT	REV -	PA_EL_SH1	A

ADVERTISED PLAN

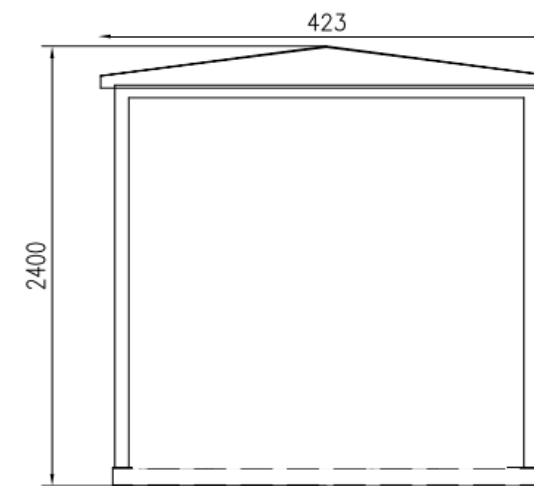


PCS FRONT ELEVATION

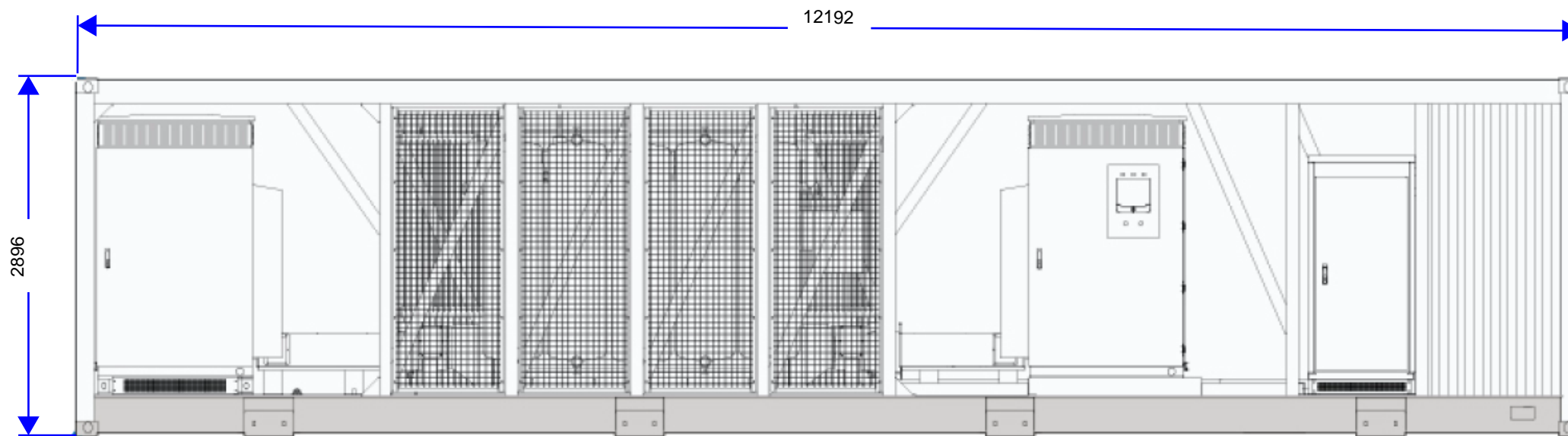
This copied document to be made available for the sole purpose of enabling its consideration and review as part of a planning process under the Planning and Environment Act 1987. The document must not be used for any purpose which may breach any copyright



RMU FRONT ELEVATION



RMU SIDE ELEVATION



PCS SIDE ELEVATION

DRAWING NOTES:

- DO NOT SCALE DIRECTLY FROM DRAWING. ALL DIMENSIONS TO BE CONFIRMED WITH AS BUILT DOCUMENTATION
- DIMENSIONS ARE INDICATIVE AND SUBJECT TO MINOR CHANGES DEPENDING ON FINAL SELECTION OF EQUIPMENT WHICH IS DEPENDENT ON PRODUCT AVAILABILITY AND REQUIRED CUSTOMISATIONS
- ALL MEASUREMENT ARE IN MILLIMETERS UNLESS OTHERWISE NOTED
- ALL FINISHES METAL

REV.	DESCRIPTION	DATE	REV.	DESCRIPTION	DATE
A	INITIAL RELEASE	28/06/2022			

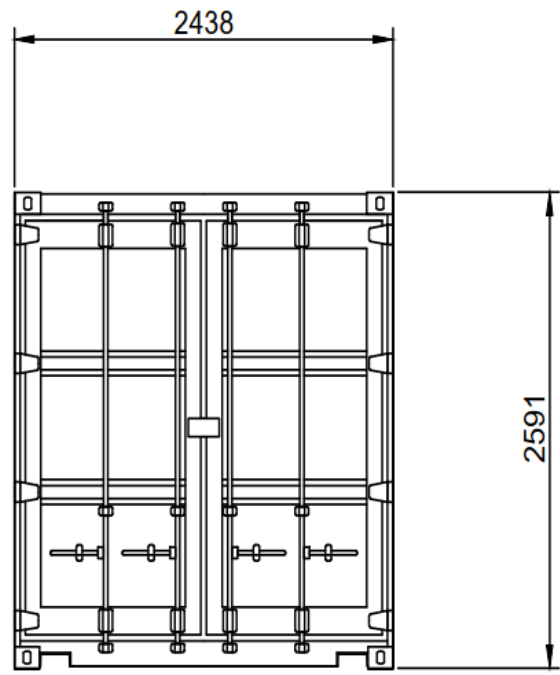


THIS DRAWING AND ALL SUPPORTING DOCUMENTS ARE THE INTELLECTUAL PROPERTY OF FLOW POWER AND PROTECTED BY COPYRIGHT. THESE SHALL NOT BE COPIED IN PART OR IN WHOLE WITHOUT THE WRITTEN CONSENT OF FLOW POWER

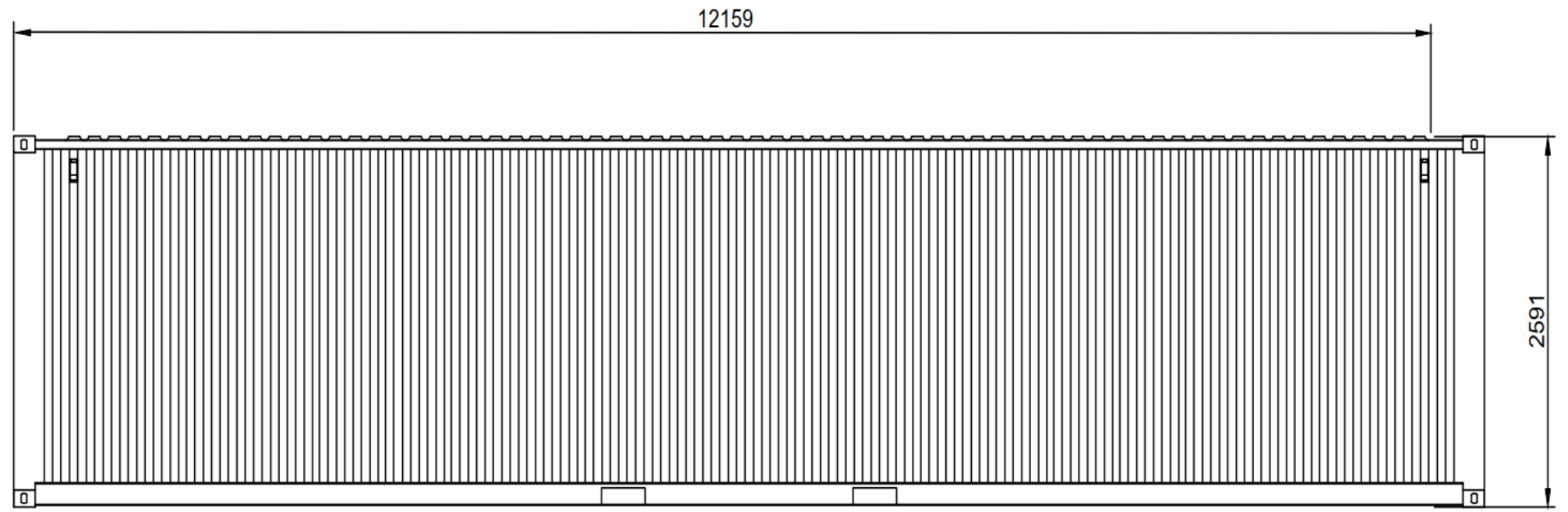
CLIENT NAME:
FLOW POWER
PROJECT ADDRESS:
**CAPTAINS GULLY ROAD
NEWSTEAD**

PROJECT NO:
NEWSTEAD ENERGY PROJECT (RNEP)
TITLE:
**RNEP - TYPICAL ELEVATIONS
PCS AND RMU**

APPROVALS		DRN:	CHKD:
INTERNAL	REV -	LO	TH
INSTALLER	REV -	DATE:	SCALE:
STRUCTURAL	REV -	08/07/2022	N.T.S
COUNCIL	REV -	DWG NO.	REV.
CLIENT	REV -	PA_EL_SH2	A




SHIPPING CONTAINER SIDE ELEVATION



SHIPPING CONTAINER FRONT ELEVATION

**ADVERTISED
PLAN**



WATER TANK SIDE ELEVATION

This copied document to be made available for the sole purpose of enabling its consideration and review as part of a planning process under the Planning and Environment Act 1987. The document must not be used for any purpose which may breach any copyright

DRAWING NOTES:

1. DO NOT SCALE DIRECTLY FROM DRAWING. ALL DIMENSIONS TO BE CONFIRMED WITH AS BUILT DOCUMENTATION
2. DIMENSIONS ARE INDICATIVE AND SUBJECT TO MINOR CHANGES DEPENDING ON FINAL SELECTION OF EQUIPMENT WHICH IS DEPENDENT ON PRODUCT AVAILABILITY AND REQUIRED CUSTOMISATIONS
3. ALL MEASUREMENT ARE IN MILLIMETERS UNLESS OTHERWISE NOTED
4. ALL FINISHES METAL

REV.	DESCRIPTION	DATE	REV.	DESCRIPTION	DATE
A	INITIAL RELEASE	28/06/2022			

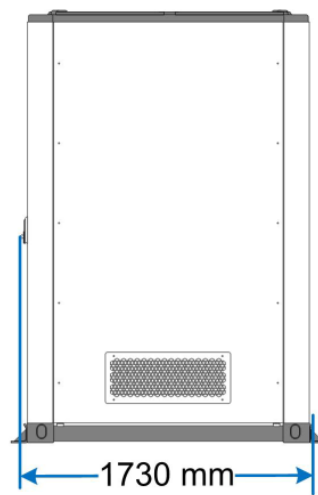


THIS DRAWING AND ALL SUPPORTING DOCUMENTS ARE THE INTELLECTUAL PROPERTY OF FLOW POWER AND PROTECTED BY COPYRIGHT. THESE SHALL NOT BE COPIED IN PART OR IN WHOLE WITHOUT THE WRITTEN CONSENT OF FLOW POWER

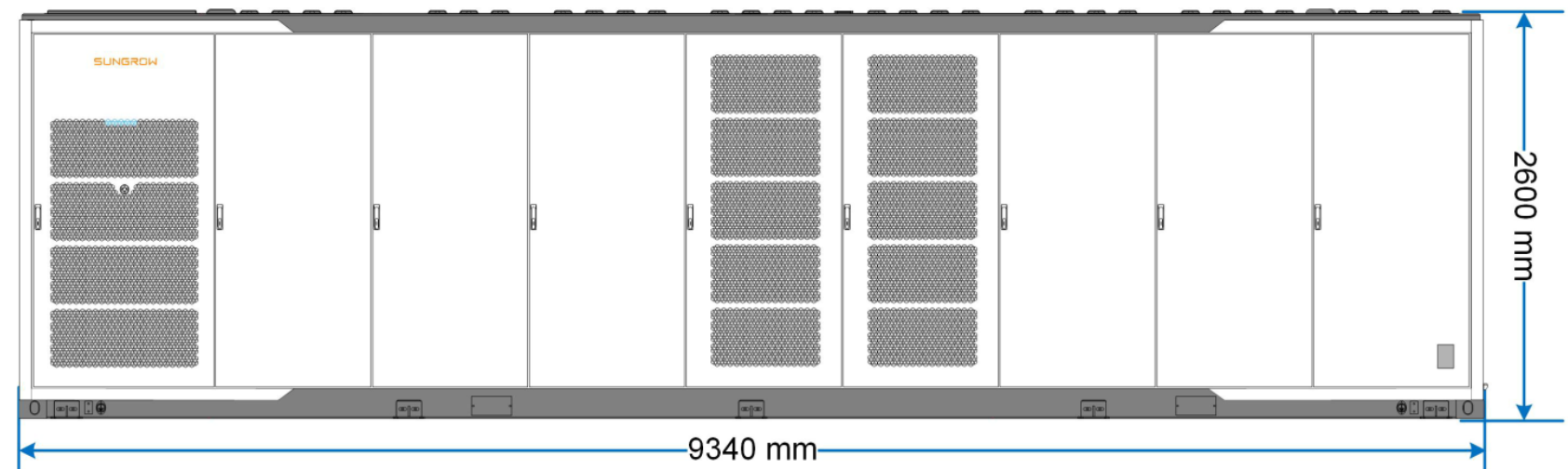
CLIENT NAME:
FLOW POWER
PROJECT ADDRESS:
**CAPTAINS GULLY ROAD
NEWSTEAD**

PROJECT NO:
NEWSTEAD ENERGY PROJECT (RNEP)
TITLE:
**RNEP - TYPICAL ELEVATIONS
SPARE CONTAINER, WATER TANK**

APPROVALS		DRN:	CHKD:
INTERNAL	REV -	LO	TH
INSTALLER	REV -	DATE:	SCALE:
STRUCTURAL	REV -	08/07/2022	N.T.S
COUNCIL	REV -	DWG NO.	REV.
CLIENT	REV -	PA_EL_SH3	A

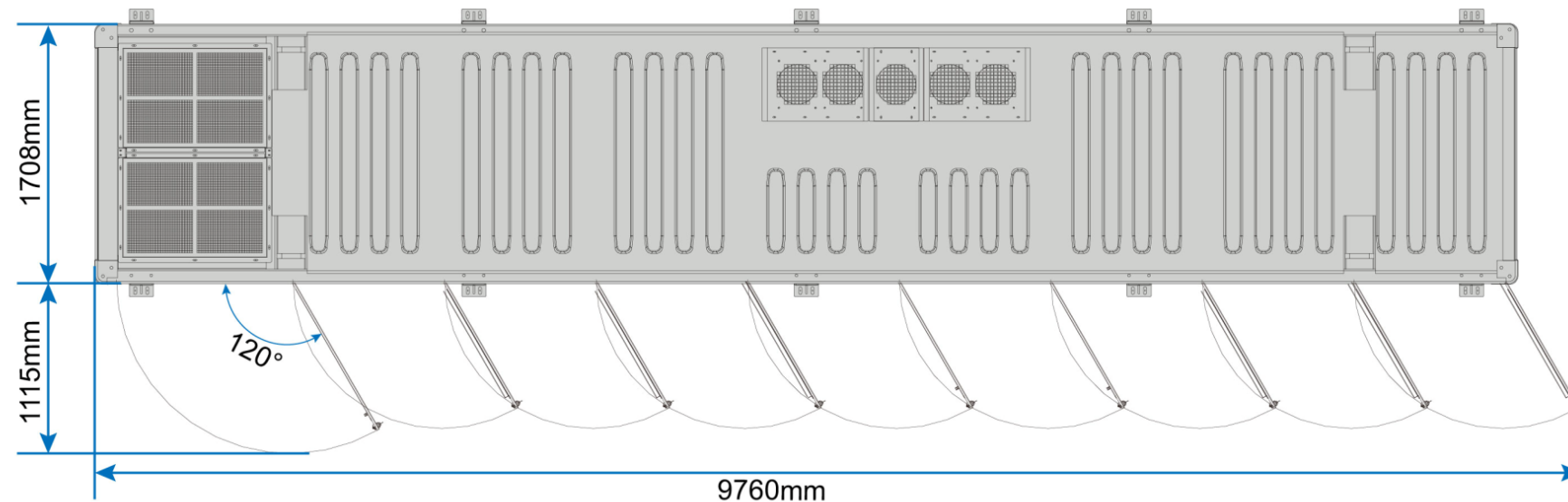


BESS CONTAINER
FRONT ELEVATION



BESS CONTAINER
SIDE ELEVATION

**ADVERTISED
PLAN**



BESS CONTAINER
PLAN VIEW

This copied document to be made available for the sole purpose of enabling its consideration and review as part of a planning process under the Planning and Environment Act 1987. The document must not be used for any purpose which may breach any copyright

DRAWING NOTES:

1. DO NOT SCALE DIRECTLY FROM DRAWING. ALL DIMENSIONS TO BE CONFIRMED WITH AS BUILT DOCUMENTATION
2. DIMENSIONS ARE INDICATIVE AND SUBJECT TO MINOR CHANGES DEPENDING ON FINAL SELECTION OF EQUIPMENT AND DESIGN FROM SUNGROW (BESS CONTAINER SUPPLIER)
3. ALL MEASUREMENT ARE IN MILLIMETERS UNLESS OTHERWISE NOTED
4. ALL FINISHES METAL

REV.	DESCRIPTION	DATE	REV.	DESCRIPTION	DATE
A	INITIAL RELEASE	28/06/2022			

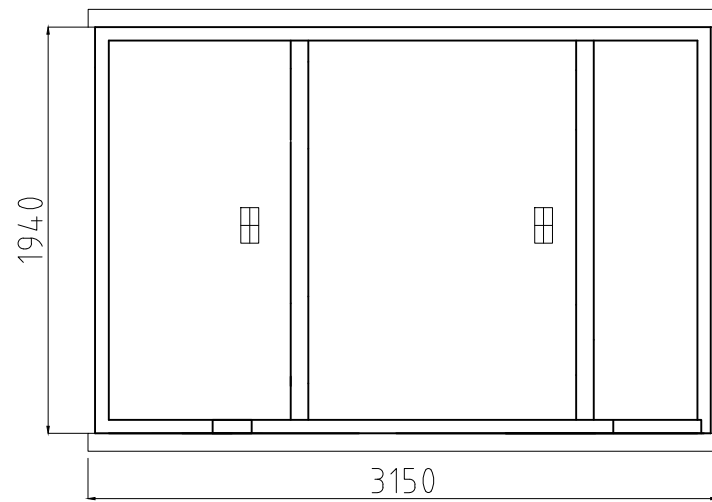


THIS DRAWING AND ALL SUPPORTING DOCUMENTS ARE THE INTELLECTUAL PROPERTY OF FLOW POWER AND PROTECTED BY COPYRIGHT. THESE SHALL NOT BE COPIED IN PART OR IN WHOLE WITHOUT THE WRITTEN CONSENT OF FLOW POWER

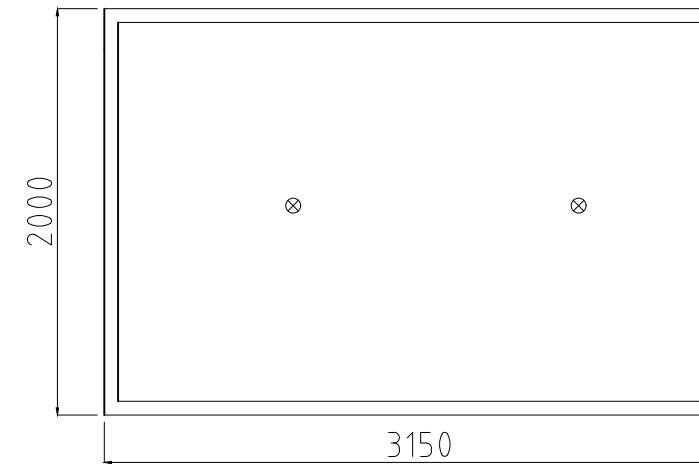
CLIENT NAME:
FLOW POWER
PROJECT ADDRESS:
**CAPTAINS GULLY ROAD
NEWSTEAD**

PROJECT NO:
NEWSTEAD ENERGY PROJECT (RNEP)
TITLE:
**RNEP - ELEVATION DRAWINGS
BESS CONTAINERS**

APPROVALS		DRN:	CHKD:
INTERNAL	REV -	LO	TH
INSTALLER	REV -	DATE:	SCALE:
STRUCTURAL	REV -	08/07/2022	N.T.S
COUNCIL	REV -	DWG NO.	REV.
CLIENT	REV -	PA_EL_SH4	A



AUXILIARY TRANSFORMER
SIDE ELEVATION



AUXILIARY TRANSFORMER
PLAN VIEW

**ADVERTISED
PLAN**

This copied document to be made available for the sole purpose of enabling its consideration and review as part of a planning process under the Planning and Environment Act 1987. The document must not be used for any purpose which may breach any copyright

DRAWING NOTES:

1. DO NOT SCALE DIRECTLY FROM DRAWING. ALL DIMENSIONS TO BE CONFIRMED WITH AS BUILT DOCUMENTATION
2. DIMENSIONS ARE INDICATIVE AND SUBJECT TO MINOR CHANGES DEPENDING ON FINAL SELECTION OF EQUIPMENT AND DESIGN FROM TGOOD (AUXILIARY TRANSFORMER CONTAINER SUPPLIER)
3. ALL MEASUREMENT ARE IN MILLIMETERS UNLESS OTHERWISE NOTED
4. ALL FINISHES METAL

REV.	DESCRIPTION	DATE	REV.	DESCRIPTION	DATE
A	INITIAL RELEASE	28/06/2022			



THIS DRAWING AND ALL SUPPORTING DOCUMENTS ARE THE INTELLECTUAL PROPERTY OF FLOW POWER AND PROTECTED BY COPYRIGHT. THESE SHALL NOT BE COPIED IN PART OR IN WHOLE WITHOUT THE WRITTEN CONSENT OF FLOW POWER

CLIENT NAME:
FLOW POWER
PROJECT ADDRESS:
**CAPTAINS GULLY ROAD
NEWSTEAD**

PROJECT NO:
NEWSTEAD ENERGY PROJECT (RNEP)
TITLE:
**RNEP - AUXILIARY TRANSFORMER
BESS CONTAINERS**

APPROVALS		DRN:	CHKD:
INTERNAL	REV -	LO	TH
INSTALLER	REV -	DATE:	SCALE:
STRUCTURAL	REV -	08/07/2022	N.T.S
COUNCIL	REV -	DWG NO.	REV.
CLIENT	REV -	PA_EL_SH5	A