

ARCADIA

**Penola College**  
Landscape Architectural Schematic Design Package

Prepared for Penola College  
November 2023

**We respectfully acknowledge the Traditional Custodians of the lands where we live and work. We acknowledge their unique ability to care for Country and deep spiritual connection to it. We honour Elders past, present and emerging whose knowledge and wisdom has and will ensure the continuation of cultures and traditional practices.**

Rev A      Issued November2023      Authorised by NG

Arcadia Melbourne  
Level 22, 459 Collins Street, Melbourne VIC 3000  
P 03 9491 7300  
E melbourne@arcadiala.com.au  
arcadiala.com.au  
@arcadialandarch  
Arcadia Landscape Architecture VIC Pty Ltd  
ABN 62 642 196 469

# Contents

<b>SECTION 01 - Introduction</b>	<b>04</b>
Introduction	05
<b>SECTION 02 - Site Analysis</b>	<b>06</b>
Existing Vegetation Character	07
Materiality	08
Existing Furniture, Art and Character	09
Activation & School Community	10
What are the school community needs + aspirations?	10
<b>SECTION 03 - Landscape Vision</b>	<b>11</b>
Strategies	12
<b>SECTION 03 - Landscape Concept</b>	<b>13</b>
Context Plan	14
Social Heart & Yr 10 Principles	15
Social Heart & Year 10 Area	16
<b>SECTION 05 - Landscape Palettes</b>	<b>17</b>
Planting Palette	18
Materials Palette	19
Social Heart & Year 10 Area - Tree Removal Plan	20



SAINT  
MARY MACKILLOP



# Introduction

Arcadia Landscape Architecture has been engaged to undertake the Landscape Architecture Design at Penola Catholic College with McIldowrie Architects. The scope is a series of three spaces surrounding the three new buildings; The Social Heart and Yr 10 Building.








SECTION 02 - SITE ANALYSIS



# Existing Vegetation Character



Inner - Formal Ornamental Gardens



Mid - Mixed Natives and Exotic



Peripheral Planting - Native





# Materiality

Examples of the materiality found at Penola Catholic College. The original heritage buildings featuring red brick, stained glass windows and window mouldings. These materials have progressed through ongoing construction and design work and are represented in different aspects of the buildings and landscape.






# Existing Furniture, Art and Character

- Opportunities
 
  - / Opportunity for a consistent campus identity

Furniture Styles



- Opportunities
 
  - / Opportunity to use student art within landscape design
  - / Brings a unique character to the landscape of the school

Student Art





# Activation & School Community

## What are the school community needs + aspirations?


Extracted from Architectural consultation, findings relevant to Landscape as follows:

### Social Heart Brief & Aspiration

- / Social Heart that becomes a focal point for social interaction on the campus
- / Space that can support informal learning and collaboration in a 'tertiary' manner on campus
- / Landscaped shelter and enclosure to appeal to both staff and students
- / Internal space that feels connected with the landscape and external space that feels a sense of enclosure
- / Venue for informal gathering of students, staff and parents on campus
- / A place for preparation and serving of food that is isolated from other learning spaces

### Yr 10 Area Brief & Aspiration

- / New Year 10 Learning to feel connected to the existing Year 10 Learning building
- / Create a space that fosters social connection of the year 10 cohort and links to the outdoor spaces
- / Social courtyard sheltered from wind & rain that provides a sense of community to aid well-being and promote collegiate spirit
- / Generous breakout spaces with furniture that generates collaboration and personal study to enrich the learning outcomes

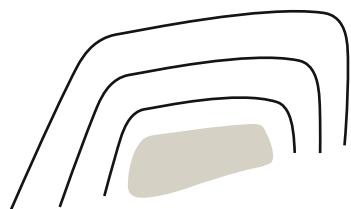






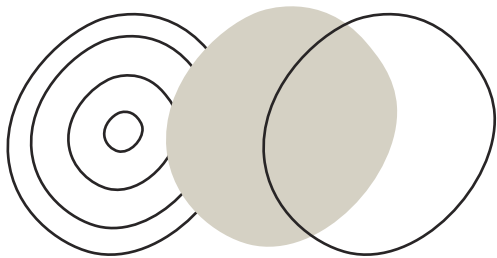
SECTION 03 - LANDSCAPE VISION

# Strategies



**New Engaging Outdoor Spaces**

- / Provide spaces for outdoor learning, socialisation, passive recreation that enhance the student experience



**Enhance Campus Landscape Character**

- / Expand canopy trees coverage to provide shade and amenity
- / Continue established ornamental character to centre with native character peripheral







## Context Plan

Yr 10

- Outdoor learning
- Smaller spaces

Social Heart

- Canteen and social hub
- Places for seating and interaction





# Social Heart & Yr 10 Principles

- / Responding to Architecture layout
- / Explore new bus area option
- / Separation between active area and outdoor dining
- / Separation between Yr 10 area and outdoor dining / active area
- / Dining areas adjacent to bi-fold doors
- / Existing lawn area to make good
- / Retain garden bed to north of Social heart

KEY

1

Vegetated Area - Keep existing

2

Vehicle route - Bus Parking and Turning Circle

3

Outdoor Learning Garden

4

Building Entry

5

Hard scape Seating Area

6

Outdoor Eating Areas

7

Area to make good - Grass

8

Area to be confirmed

↔

Movement Lines

H

View Lines

➔

Building Entrances





# Social Heart & Year 10 Area

- KEY
- 1

Outdoor learning area
- 2

Steppers to classroom with ground covers
- 3

Feature tree in garden bed
- 4

Make good existing path
- 5

Social heart gathering area, gravel toppings and tables
- 6

Proposed trees
- 7

Area to make good after construction
- 8

Battered slope with bleachers
- 9

Existing seating area to be replaced with gravel and picnic tables
- 10

Retain existing garden bed
- 11

Make good existing asphalt and vehicle path
- 12

Make good existing wall and balustrade
- 13

Year 10 social area
- 14

Space for larger group seating







SECTION 05 - LANDSCAPE PALETTES



Planting Palette

Social Heart Planting - Inner Planting



*Cotinus coggyia 'Grace'*



*Trachelospermum jasminoides*



*Acer palmatum*



*Pittosporum 'Miss Muffet'*



*Hydrangea quercifolia*



*Arthropodium cirratum*

Yr 10 Area Planting - Mid Planting



*Tristania laurina*



*Correa alba*



*Acacia cognata 'mini cog'*



*Viola hederacea*



xx

LOTE Building Planting - Peripheral Planting



*Corymbia citriodora*



*Lomandra longifolia*



*Poa morissii*



*Leptorhynchus squamatus*



*Lomandra confertifolia*



*Austrodanthonia sp.*



*Calocephalus citreus*



*Anigozanthos sp.*



*Myoporum parvifolium*



*Lomandra longifolia 'Tanika'*


18 Penola College |Concept Report| Project No. M23-070

ARCADIA



# Materials Palette

TYPE		DESCRIPTION	LOCATION
01	Concrete	Coloured exposed aggregate concrete	Mixed use, activity spaces, interface areas
02	Red brick paving	Herringbone pattern	Mixed use
03	Gravel surface	Dromana toppings	Mixed use
04	Bench Seating without back	Timber Cladding, Base varies	Mixed
05	Grass	Seeded grass	As shown on plans
06	Boulders	Medium to large size locally sourced boulders	Mixed Use Forecourt
07	Garden Bed	Organic Mulch Tuscan Rock Mulch to feature areas	All areas






# Social Heart & Year 10 Area - Tree Removal Plan

For further information refer to Arborist report

## KEY

 Trees to be removed as per Arborist report





ARCADIA